



REPUBLIC OF THE PHILIPPINES  
**CAGAYAN DE ORO CITY WATER DISTRICT**  
Corrales Avenue, Cagayan de Oro City

January 26, 2022

**ATTY. GUILING "GENE" A. MAMONDIONG**  
Administrator  
Local Water Utilities Administration  
LWUA-MWSS Complex  
Katipunan Road, Balara  
Quezon City, Philippines

**Sir:**

Greetings!

This is to submit the **Cagayan de Oro City Water District's (COWD) ANNUAL REPORT** for **Calendar Year 2020** in compliance to FY 2020 Good Governance Conditions (GGCs) per Executive Order (EO) No. 80.

Thank you.

Very truly yours,

  
**BIENVENIDO V. BATAR, JR.**  
General Manager

**WATER ACCESSIBILITY - OUR PRIORITY!**  
TEL. NOS. 72-62-48 • 72-83-59; 856-4509 • 856-4373; TEL. /FAX 852-1629 / 880-9878  
Email Address: [cowd@cowd.gov.ph](mailto:cowd@cowd.gov.ph) / [ogm@cowd.gov.ph](mailto:ogm@cowd.gov.ph)

---



# **CAGAYAN DE ORO CITY WATER DISTRICT**

*Corrales Avenue, Cagayan de Oro City*

*Water Accessibility - Our Priority!*

# **ANNUAL REPORT** | **2020**

## TABLE OF CONTENTS

	Page
<b>FOREWORD</b> .....	i
<b>VISION, MISSION AND CORE VALUES</b> .....	ii
<b>QUALITY POLICY STATEMENT</b> .....	iii
<b>I. GENERAL</b>	
A. Administrative .....	1-2
B. Financial/Commercial .....	2-3
C. Technical .....	3
D. Operational .....	4
<b>II. PROFILE</b>	
<b>1 THE WATER DISTRICT AND ITS PHYSICAL SYSTEMS FACILITIES</b>	
A. Organization .....	5
B. Existing System Facilities .....	5-6
<b>2 CURRENT OPERATION/FINANCIAL HIGHLIGHTS</b>	
A. Existing Water Rates .....	6
B. Board Per Diem is LWUA-approved.....	6
C. Operating Income/Expenses .....	6
D. Financial Highlights .....	7
<b>3 COMMUNITY ECONOMIC PROFILE</b>	
A. Total Population of the whole Water District area coverage.....	7
B. Average Monthly Family Income in the Area.....	7
C. Major Source of Income .....	7
D. Average Monthly Family Expenditure in the Area.....	7
E. City/Municipal Annual Revenue.....	7
F. Average Rate of <i>Mortality</i> per 100,000 population due to Waterborne Diseases .....	7
G. Major Agricultural, Industrial and Commercial Activities .....	7
H. Average Monthly Bills (per customer) .....	7
I. Wages Paid .....	8
J. Average Rate of <i>Morbidity</i> per 100,000 population due to Waterborne Diseases.....	8
<b>4 OTHER REPORTORIAL REQUIREMENTS</b> .....	8
<b>5 OTHER INFORMATION</b> .....	8-14
<b>III. ANNEXES</b>	
A. Functional Chart .....	15
B. Organizational Chart .....	16
C. List of Plantilla of Personnel.....	17-25
D. Summary of Policy-Setting Resolutions .....	26-36
E. List of Reports Prepared Regularly .....	37
F. Financial Statements	
(Coverpage/TOC/Trial Balance) .....	38-42
1. Statement of Financial Position (Balance Sheet) .....	43-44
2. Statement of Changes in Government Equity .....	45
3. Statement of Profit or Loss & Other Comprehensive Income (Income Statement) .....	46-47
4. Cash Flow Statement.....	48
5. Notes to Financial Statements .....	49-61
6. Statement of Financial Position - Balance Sheet and Equity (Comparative 2019-2020).....	62-64
7. Statement of Profit or Loss & Other Comprehensive Income (Comparative 2019-2020).....	65-66
8. Statement of Cash Flows (Comparative 2019-2020) .....	67
G. Summary of Loan Payments to LWUA & DBP in 2020 .....	68
H. COWD Water Rates .....	69
I. Efficiency Test Result: Pumps in Operation .....	70
J. Summary of Water Production and Consumption .....	71
K. COWD Water Sources .....	72
L. Service Connection Growth .....	73
M. List of Major Assets and Equipments .....	74
N. Summary of Pipelines .....	75
O. Summary of Bacteriological Analysis .....	76
P. Monthly Data Sheet .....	77-81
Q. Aging of Accounts Receivables .....	82-106
R. Complaints Summary Report .....	107
S. Covid - 19 Response Measures.....	108

# FOREWORD

This **Annual Report** covers all aspects of the operations of the **Cagayan de Oro City Water District (COWD)** for the period from **January 01 to December 31, 2020**.

Its presentation is in accordance with all requirements set by **Local Water Utilities Administration (LWUA)**, like grouping of the data first under the general aspects of our operations, such as: *Administrative, Financial, Commercial, Technical and Operational*. The report proceeds with the COWD Profile.

The District decided to include also the following water-related data to our additional list of Annexes: *Summary of Water Production and Consumption, COWD Water Sources, Service Connection Growth, Summary of Pipelines, Summary of Bacteriological Analysis, Monthly Data Sheet, among others*. While these data do not constitute mandatory parts of our report, we feel that non-inclusion of them would not give a total picture of all the events that transpired in 2020.

We acknowledge the concerted efforts of the **Board of Directors**, the **Management**, and the **Employees** for the efficient operation of the District.

Here, we also wish to thank **LWUA** for all the assistance it rendered to make COWD what it is today.

Above all these accomplishments, we reserve our greatest gratitude to the **Almighty GOD**.



## VISION

To be an outstanding water district  
in the country.

## MISSION

We provide excellent water service  
to the community we serve.

## CORE VALUES

We demand **ACCOUNTABILITY** in all our decisions.

We are **RESULT-DRIVEN**.

We work as a **TEAM** at all times.

We have **FAITH** in the **ALMIGHTY**.

# QUALITY POLICY STATEMENT

The Quality Policy of the Cagayan de Oro City Water District is to provide our concessionaires with an excellent and efficient service at all times while providing safe, clean, adequate and reliable water for a healthy life and sustainable environment and economy. To do this, we adhere to the following principles.



## **CUSTOMER SATISFACTION**

We are Committed in meeting and exceeding customer requirements and continually find ways to improve and enhance customer satisfaction.

## **COMPLIANCE TO PHILIPPINE NATIONAL STANDARDS FOR DRINKING WATER**

We ensure our Operations and water quality processes are in compliance to any applicable statutory and legal requirements.

## **ENVIRONMENT PROTECTION**

As a major extractor of a limited resource, that is Water, for the consumption of the public, we provide environmental stewardship through integrated watershed management and efficient septage management program.

## **CAPACITY BUILDING**

We engage competent personnel and provide continuous personnel training and Development as a means of consistently improving our QMS and Operations.

## **NRW REDUCTION**

Our commitment is to ensure efficiency in our operations and keep the Non-Revenue Water (NRW), at least, at acceptable level according to recognized industry standards.



## CAGAYAN DE ORO CITY WATER DISTRICT

Corrales Avenue, Cagayan de Oro City

### ANNUAL REPORT

For the Period from JANUARY 1 to DECEMBER 31, 2020

#### I. GENERAL

##### A. ADMINISTRATIVE

1. Attach approved organizational charts in effect as of report year's end.	_____
a. <b>Functional Chart</b> – showing unit board functions (Annex A).	Annex A
b. <b>Position/Organizational Chart</b> (key employees only) – showing permanent positions and incumbents (Annex B)	_____
	Annex B
2. Attach list of existing employed personnel with pertinent information. (Annex C– <b>List of Plantilla of Personnel for the Fiscal Year 2020</b> )	_____
The following summarizes the District's staffing:	Annex C
a. Total number of employees/laborers	702
b. Number of regular/permanent employees	327
c. Number of casual/temporary employees/laborers/Job Orders	375
d. Number of employees meeting minimum qualifications per job description adopted by the District (COWD).	327
e. Number of employees not classified as casual/temporary who do not meet the minimum qualifications established by the District	_____
	None
3. Has the District adopted a policy <i>prohibiting hiring</i> of personnel related up to the <i>fourth degree</i> by affinity or consanguinity? (Yes or No)	_____
If not, how many of the <i>employees are related to other employees or officials</i> within the <i>fourth degree by affinity or consanguinity</i> ?	Yes, CSC Rules
	_____
	-
4. Has the District adopted rules and regulations regarding the following: (Yes or No)	_____
a. Personnel matters	Yes
b. Utility customers relations	Yes
c. General utility operations	Yes
During the year, how many instances (or how many times) have exemption to these rules and regulations has been in special cases?	_____
	None
5. Attach list of policy – setting resolutions adopted, repealed or amended by the District Board including those adopting LWUA guidelines. (Annex D– <b>Summary of Policy-Setting Resolutions</b> )	_____
	Annex D
6. Has the District written and properly updated, reliable records of the following? A field check may be undertaken, if necessary. (Yes or No)	_____
a. Customer complaints	Yes
b. Billing and collection	Yes
c. Delinquencies in payment of water bills	Yes
d. Meter histories	Yes
e. Service connections	Yes
f. Equipment histories	Yes
g. Equipment downtime	Yes
h. Microbiological Test Results	Yes
i. Phy-Chem Lab Results	Yes
j. Chlorine Residual Monitoring	Yes
k. System pressure	Yes
l. Leak reports	Yes
m. Unaccounted for water	Yes
n. Pump efficiencies	Yes
o. Water production	Yes
p. Water Permits	Yes
q. Land Titles and Certificates	Yes
r. Real Properties	Yes
s. Valve and pipeline location	Yes
t. General accounting	Yes

u. Stock inventory	Yes
v. Stores usage	Yes
w. Employees record	Yes, 201 Files
x. Minutes of Board meetings and resolutions passed	Yes
7. For this year, Auditing has been done by the Commission on Audit. (If audit was already conducted for the year, any action/s taken on the Audit Observation Memo?)	Yes
8. Attach list of reports being prepared regularly by the District on a monthly basis as required in the Commercial Practice Manual. (Omit this item if the District has not yet installed the commercial practices system in which case, indicate that the said system has not been installed yet. (Annex E–List of Reports Prepared Regularly)	Annex E
9. Has the District implemented CoVid-19 response measures? (Yes or No) Cite such measures.	Yes Annex S
10. Is the WD under JVA/s with a private corporation/entity? (Yes or No)	No
a. Type of joint venture agreement (JVA)	
b. Date of Effectivity	
c. Name of Partner	
d. Any on-going negotiation? (Yes or No)	
<b>B. FINANCIAL/COMMERCIAL</b>	
1. Attach the District's financial statements for the report year including a comparison with the immediate past year. (See Annexes F1 to F8-Financial Reports)	Annexes F1 to F8
2. For the year under report, the District's total <i>budgetary outlay</i> was broken down into: (Source: <b>COWD Approved Budget</b> )	
a. Operating outlay (original budget)	P 1,549,272,769.00
b. Capital Outlay (original budget) - Capital Improvement	P 1,136,090,280.00
c. Special budgets, if any ( <i>additional budgets</i> ) – Contingency	P 262,058,663.00
d. Debt Service	P 10,000,000.00
e. Reserves (JSA + General Reserve)	P 135,846,072.00
3. For this same <i>one-year</i> period, the District's <i>gross revenue</i> was broken down into: (Source: <b>COWD Financial Report</b> -Income Statement)	P 5,277,754.00
a. Revenue from water sales	P 1,125,653,716.55
b. Other water revenues	P 1,078,738,314.40
c. Other non-operating income	P 42,975,825.58
d. Loan Proceeds from LWUA to finance New Service Connections	P 3,939,576.57
e. Loan Proceeds from other creditors, if any. ( <b>DBP-outstanding balance</b> )	None
4. For this same <i>one-year</i> period, the District's <i>expenditure</i> was broken down into: (Source: <b>COWD Financial Report</b> -Income Statement)	P 475,100,202.48
a. Operational (operation & maintenance expenses, including Depreciation amounting to P103,672,355.24)	P 1,339,569,460.09
b. Capital Outlay (CAPEX-amount spent)	P 1,078,454,821.15
c. Annual debt servicing (LWUA)	P 131,814,127.80
d. Annual debt servicing (DBP) (for c and d see Annex G-Summary of Loan Payments-LWUA & DBP)	P 13,146,276.00
5. For this same <i>one-year</i> period, the <i>total salaries, wages &amp; other emoluments</i> paid for the District's employees were broken down into:	P 116,154,235.14
a. For regular/permanent employees	P 259,097,806.30
b. For casual/temporary/Job Orders	P 118,561,633.05
c. Allowance, Benefit & emoluments	P 36,867,252.43
6. Expenses for <i>power/fuel for pumping</i> during the year (Acct. #792, if Commercial Practices Accts. are in effect):	P 103,668,920.82
7. Total amount <i>billed</i> during the year is broken down into: (Source: MOR/FOH)	P 158,717,491.02
a. Current (metered and unmetered)	P 1,102,295,790.82
b. Penalty Charges	P 1,073,206,765.70
c. Less: Senior Citizen Discount	P 29,231,356.69
	142,331.57



8. Total amount *collected* (water sales only during the year) was broken down into:

(Source: **COWD Financial Report**-Notes to Financial Statements)

- a. Current billings
- b. Arrears - current year
- c. Arrears - previous years

P	1,003,837,174.82
P	992,261,394.37
P	11,575,780.45
P	

9. Total amount *uncollected* (delinquent) at year's end *excluding* Bad Debts.

(Source: **Detailed Report on Water Sales Operations**)

10. Total reserves at year's end.

- a. Existing JSA Reserve with LWUA
- b. General Reserve (Expansion & Oper. Reserve-DBP Current & Time Deposit)

P	286,473,276.92
P	96,117,824.95
	24,764,916.87
	71,352,908.08

11. Complaints filed, processed and settled during the year:

(Annex R-**Complaints Summary Report**)

- a. Total number filed, processed and settled during the year
- b. Number dismissed for lack of merit/withdrawn
- c. Number investigated
- d. Number settled to the satisfaction of complaints
- e. Number elevated to the District Board of directors
- f. Number settled by the Board
- g. Number elevated to the higher authorities

	Annex R
	32,072
	-
	32,072
	28,403
	None
	None
	None

12. Schedule of existing water rates being implemented:

(Annex H-**COWD Water Rates**)

Date of Effectivity

Had these rates been LWUA - approved? (Yes or No)

	Annex H
	May 01, 2014
	Yes

13. Every water district would want to know what its water users think of their water system and the quality of their services in order that it could do what is best to insure maximum satisfaction of its customers. During the year, the district conducted a random survey covering **457** water users (≥40 years old), and herewith is the result of such survey:

QUESTIONS	NO. OF CUSTOMERS REPLYING	
	YES	NO
1. Do you receive 24-hours water service?	354	103
2. Is your water pressure usually adequate?	346	111
3. Does your water taste good?	239	218
4. Do you have confidence that the water is safe?	248	209
5. Are you satisfied with the water service?	362	95

n = 457

**C. TECHNICAL**

1. Has the district adopted by Board Resolutions, a set of design and construction standard?

(Yes or No)

If so, who prepared it?

Is it being adhered to strictly?

Yes
LWUA & COWD
Yes

2. Does the district undertake microbiological test of its water? Yes or No)

How often are these tests made per year?

Is LWUA being furnished copies of these test reports? (Yes or No)

For the report year, how many such reports were submitted to LWUA?

Yes
Monthly
Yes
12
Chlorination (Chlorine Gas/Chlorine Dioxide)

3. State the method of water treatment employed by the district, if any

4. Does the district undertake regular pump efficiency tests? (Yes or No)

How many of these pumps does the district have in its system?

How many of these pumps are operational?

Attach list of pumps now in operation.

(Annex I-**Efficiency Test Results: Pumps in Operation**)


Yes
29
26
Annex I

**D. OPERATIONAL**

1. Total water production during the year in cubic meters.  
(Annex J–**Summary of Water Production and Consumption-in Cubic Meter** )  
Total *water billed* in cubic meters  
Average *per capita consumption* in lpd
2. Attach list of COWD Water Sources and its rated capacity (Annex K–**COWD Water Sources**)
3. Is the District provided with measuring devices to measure the water production?  
(Yes or No)  
  
If yes, what type? Orifice plate, meter propeller type and Venturi type & flow meters  
  
If *not*, how do you measure productions?
4. As of year’s end, the district has the following existing service connection and related information. (Annex L–**Service Connection Growth**)
  - a. Total number of *existing* connections (Active & Inactive Conn.)
  - b. Number of active connections
  - c. Number of metered connections
    1. With functioning meters
    2. With non-functioning meters
  - d. Numbers of *flat* rate connections
  - e. Number of connections regularly billed (customers)
  - f. Number of delinquent customers (Annex Q–**Aging of Accounts Receivable– Active Connections as of December 31, 2020**)
  - g. Average number of customers per connection (HH)
5. Estimated population of the whole *water district service area covergae* ( 95 brgys.)
  - a. Estimated population actually served by the WD, whether fully or partially ( 72 brgys.)
6. Because of inadequate facilities, the *district* had to provide partial service in accordance with the following average length of time each 24-hours day, albeit reaching the target of about 18 hours for 2020:
  - a. Less than 6 hours service
  - b. 7-12 hours service
  - c. 13-18 hours service
  - d. 19-24 hours service
 (Note: You may vary the number of hours as may be necessary to suit actual conditions)
7. Attach list of all major equipment and machinery with an initial cost of at least P15,000.00 (Annex M) including pertinent information.
8. Does the District keep written record of requests for service? (Yes or No)
  - a. Does the record show the date when such requests were made and the nature of the service requested? (Yes or No)
  - b. On the **average**, how long (in days) does it take the District to *respond* and *attend* to such requests?
  - c. How many such *reports* were received during the year?
  - d. How many these *reports* were attended to during the year?
9. Does the District maintains a website? (Yes or No)

Annex J
74,891,720
31,431,613
164 lpd
Annex K
Yes
Orifice plate & electromagnetic flow meter
-
Annex L
142,625
105,008
105,008
105,008
-
None
105,008
53,338
5
826,784
525,040
No. of Connections
-
-
-
105,008
Annex M
Yes
Yes
1 to 5 days
32,072
28,403
Yes

Submitted by:

  
**BIENVENIDO V. BATAR, JR.**  
 General Manager

**CAGAYAN DE ORO CITY WATER DISTRICT**  
Corrales Avenue, Cagayan de Oro City

**II. PROFILE**

**1.) THE WATER DISTRICT & ITS PHYSICAL SYSTEM'S FACILITIES**

**A. ORGANIZATION**

1. Date Formed: August 1, 1973	Age (months) as of December 31, 2020	569
2. Date CCC Issued: January 4, 1974	CCC No. 001	001
3. Date Advisory Service Started:		1975
4. Personnel: (include 319 casual employees)		646
Comments: (Adequacy, qualification, performance & others)		Adequate & qualified

**B. EXISTING SYSTEM'S FACILITIES**

**1. Service:**

1.1 Service Area: (Barangays Served)	72
1.2 Population of service area	525,040
1.3 No. of Households (1.2/1.4)	105,008
1.4 No. of Persons/Households	5
1.5 Service Time (hrs./day)	24 hours/day

**2. Structure and Equipment:**

**2.1 Administration Building**

Office Area:	2,052 sq.m.
Office Equipment: (Annex M-List of Major Equipments)	Annex M
2.2 Administration building owned by the District? (Yes or No)	Yes

If **rented**, how much per month?

**2.3 Water Sources. (Annex K-COWD Water Sources)**

Unit	Type / Description	Rated Capacity (in cu.m./mo.)
26	Deepwell / Groundwater	3,948,120
1	Surface Water / Purchased Bulk Water	2,400,000
1	Spring	2,650
27	Booster Pumps	5,813,158

Type of **Water Source**:

Groundwater,  
Surface Water &  
Spring

**Rated Capacity** per day (cu.m./day)

210,892.85

**2.4 Storage Facility/Reservoir**

Unit	TYPE / DESCRIPTION / LOCATION	CAPACITY (cu.m.)	
2 units	Each concrete reservoir @Carmen & Camaman-an	5,300	cu.m.
1 unit	Steel tank reservoir @ Aluba Subdivision	76	cu.m.
1 unit	Concrete reservoir @ Youngsville	95	cu.m.
1 unit	Concrete reservoir @ Bulua	2,900	cu.m.
1 unit	Concrete reservoir @ Soldiers Hill, Bulua	38	cu.m.
1 unit	Concrete reservoir @ Tablon ( <i>non-operational</i> )	2,100	cu.m.
1 unit	Concrete reservoir @ Puerto Heights ( <i>non-operational</i> )	4,000	cu.m.
1 unit	Steel tank reservoir @ Paglaum, Camaman-an	51	cu.m.
1 unit	Steel tank reservoir @ Richmond, Camaman-an	117	cu.m.
1 unit	Steel tank reservoir @ Macapaya, Camaman-an	113	cu.m.
1 unit	Steel tank reservoir @ Malanang, Opol	410	cu.m.
1 unit	Concrete reservoir @ Villaflora, Cugman	45	cu.m.

**2.5 Service Connections. (Annex L-Service Connection Growth)**

Type / Classification	Metered	Flat rate	Total
Residential / Government	97,768		97,768
Commercial (Full)	7,240		7,240
Semi-commercial A			
Semi-commercial B			
Semi-commercial C			
Bulk / Wholesale			
<b>Total</b>	<b>105,008</b>		<b>105,008</b>

**2.6 Production. (Annex K-COWD Water Sources)**

Average Monthly Production (cu.m./mo.)	6,240,977
a. Booster / Pumping (cu.m./mo.)	2,325,547
b. Gravity-fed (cu.m./mo.)	5,018
c. Bulk Water (cu.m./mo.)	2,444,267

Non-Revenue Water % (NRW) - YTD

$$\text{NRW} = \frac{\text{Production - Billing}}{\text{Production}} \times 100\% \quad \text{55.53\%}$$

**2.7 Transmission Piping System Maintained (size, make, length). (Annex N-Summary of Pipelines)**

LENGTH	SIZE	MAKE	MAINTAINED	UNIT	LENGTH	SIZE	MAKE	MAINTAINED	UNIT
50mm	2" Ø	uPVC	13,519	lm.	150mm	6" Ø	Steel	28,515	lm.
50mm	2" Ø	GI	560	lm.	150mm	6" Ø	ACP	2,280	lm.
50mm	2" Ø	BI	453	lm.	150mm	6" Ø	CCI	998	lm.
50mm	2" Ø	PE	74,730	lm.	150mm	6" Ø	CI/BI	390	lm.
63mm	2.5" Ø	PE	5,383	lm.	200mm	8" Ø	uPVC	24,638	lm.
63mm	2.5" Ø	GI	660	lm.	200mm	8" Ø	Steel	4,760	lm.
75mm	3" Ø	uPVC	63,110	lm.	200mm	8" Ø	CCI	2,322	lm.
75mm	3" Ø	ACP	5,422	lm.	200mm	8" Ø	BI	26	lm.
75mm	3" Ø	GI	96	lm.	250mm	10" Ø	Steel	10,842	lm.
75mm	3" Ø	CI/BI	303	lm.	250mm	10" Ø	uPVC	3,759	lm.
100mm	4" Ø	uPVC	115,990	lm.	300mm	12" Ø	Steel	62,906	lm.
100mm	4" Ø	Steel	5,078	lm.	350mm	14" Ø	Steel	2,531	lm.
100mm	4" Ø	ACP	6,048	lm.	400mm	16" Ø	Steel	29,586	lm.
100mm	4" Ø	CCI	320	lm.	500mm	20" Ø	Steel	5,687	lm.
100mm	4" Ø	GI	75	lm.	600mm	24" Ø	Steel	14,960	lm.
100mm	4" Ø	CI/BI	441	lm.	800mm	30" Ø	Steel	2,638	lm.
150mm	6" Ø	uPVC	85,863	lm.					
sub-total			378,050		sub-total			196,838	
<b>Total Maintained</b>								<b>574,888</b>	

**2.) CURRENT OPERATION/FINANCIAL HIGHLIGHTS:**

**A. Existing Water Rates: (Annex H-COWD Water Rates)**

Annex H

Is the existing water rates approved by LWUA? (Yes or No)

Yes

**B. Board Per Diem is LWUA-approved? (Yes or No)**

Yes

**C. Operating Income/Expense :**

Average Water Sales (average/mo.)	P 89,894,859.53
Average Collection (average/mo.)	P 83,653,097.90
Average Expenses-O & M for the year (average/mo.)	P 81,231,872.16

**D. Financial Highlights (rate & status)**

$$\text{Current Ratio} = \frac{\text{Current Assets}}{\text{Current Liabilities}}$$

4.69 : 1.00

**Long Term Debt/Equity Ratio**  
**Monthly Billing (average/mo.)**

0.23 : 0.72

₱ 89,422,036.18

**Collection Efficiency-% of On-Time Payment (YTD)**

73.30%

**3.) COMMUNITY ECONOMIC PROFILE:**

**A. Total Population of the whole Water District area coverage ( 95 barangays)**

826,784

**B. Average Monthly Family Income in the area: (based on Reg. 10-PSA data FIES 2018)**

Northern Mindanao	No. of Families (thousand)	Income	
		Total (million)	Average (thousand)
All Income Class	1,120	280,508	250
Under 40,000	6	221	35
40,000– 59,999	24	1,237	52
60,000– 99,999	127	10,530	83
100,000–249,999	636	102,212	161
250,000-499,999	222	76,124	344
500,000 and Over	105	90,185	858

**C. Major Source of Income**

Salary & Wages

**D. Average Monthly Family Expenditure in the area: (based on Reg. 10-PSA data FIES 2018)**

Northern Mindanao	No. of Families (thousand)	Expenditure	
		Total (million)	Average (thousand)
All Income Class	1,120	195,666	175
Under 40,000	6	182	29
40,000– 59,999	24	1,008	42
60,000– 99,999	127	8,582	67
100,000–249,999	636	78,013	123
250,000-499,999	222	52,853	239
500,000 and Over	105	55,027	523

**E. City Revenue (₱4,067,755,751.24 in 2020) over total population-per person**

₱ 4,919.97

**F. Average rate of Mortality** per 100,000 population due to waterborne diseases based from 2020 data in Cagayan de Oro City. (e.g. diarrhea)

1. Diarrhea
2. Amoebiasis
3. Dysentery

-

0.14

0.14

**G. Major Agricultural, Industrial and Commercial activities :**  
 (Palay/corn/squash production, Carabao/Cattle/Swine/Goat /Chicken Production, concrete aggregates, etc..)

**H. Average Monthly Bills: (per customer)**

1. Water bill:
2. Electric bill: (per customer in pesos)
  - a. Residential
  - b. Commercial
  - c. Industrial
  - d. Bulk Power
  - e. Streetlights

₱ 867.63

₱ 2,101.00

₱ 10,907.00

₱ 466,523.00

₱ 12,857,669.00

₱ 39,130.00

I. **Wages Paid** (per month) to:

1. Common Laborer	P	12,034.00
2. Carpenter	P	13,019.00
3. Truck Driver	P	13,807.00
4. Plumber	P	13,807.00

J. **Average rate of Morbidity** per 100,000 population due to waterborne diseases. based from 2020 data in Cagayan de Oro City.

1. Diarrhea	31.19
2. Amoebiasis	-

4.) **OTHER REPORTORIAL REQUIREMENTS:**

Has the District submitted to LWUA the following reportorial requirements: (Yes or No)

a. Business Plan	Yes
b. Water Safety Plan	Yes
c. Performance Targets	Yes
d. Quarterly Performance Monitoring	Yes
e. Corporate Annual Budget	Yes
f. GAD Plans and Budget	No
g. Other reports (specify)	

5.) **OTHER INFORMATION:**

- The COWD has been purchasing treated bulk water supplied by **Cagayan de Oro Bulk Water Inc. (COBI)** based on the Purchase Order in accordance with the contract of **80,000** cubic meters per day distributing 60,000 cubic meters to the west service area and 20,000 cubic meters to the east service area at a constant flow rate of **2,500** cubic meters per hour in the west and **800** cubic meters per hour in the east; and a minimum pressure of **70 psi** at the designated take-off point along the intersection of the Airport Road and South Diversion Road, Cagayan de Oro City. In 2020, the District has paid a total amount of **P466,473,728.00** for **29,331,198** cubic meters of bulk water.
- The COWD has *continued* in implementing the **Meter Clustering System** to help alleviate *water pilferage* .
- The COWD has *initiated* exploratory well drilling of an **Additional Water Source** at **Pahiron, Lumbia, Cagayan de Oro City** (PW No. 35) dated February 19, 2020.
- The COWD has regularly monitored the **Residual Chlorine** in various strategic points of its water supply system. (Annex O–**Summary of Bacteriological Analysis**, page 78)
- The COWD has always maintained its established **safety programs** and **standard operating procedure** .
- The COWD has *approved* the Calendar Year (C.Y.) **2020 COWD Organizational Structure** and the creation of **46 new positions** in C.Y. 2020, and authorize the General Manager, Bienvenido V. Batar, Jr. to submit the same to the *Department of Budget and Management (DBM)* for approval. (B.R. No. 62, s-2020 dated July 15, 2020).
- The COWD has *approved* to change the position title-**item no. 25**, from **Senior Computer Services Programmer** with a **salary grade 16 to Senior Office Equipment Technical Assistant A** with **salary grade 12** in the C.Y. 2020 COWD Organizational Structure, and authorize the General Manager, Bienvenido V. Batar, Jr. to submit the same to the Department of Budget and Management (DBM) for approval. (B.R. No. 64, s-2020 dated August 05, 2020).
- The COWD has *granted a meal allowance* of One Hundred Pesos (**Php100.00**) per person to all employees rendering overtime during this time of crisis. This shall be applied to the **Water Delivery Team, Leakage Team and Pump Repair Team** only. The effectivity will retroact on the date of effectivity of the *Executive Order 049 , s-2020* of Mayor Oscar S. Moreno placing the entire city of Cagayan de Oro under *Community Quarantine* last March 19, 2020. (B.R. No. 28, s-2020 dated April 03, 2020).
- The COWD has *continued* implementing the **50%** discount for water bill of **Accredited Senior Citizens Center** and **Accredited Residential/Group Homes** and the **5%** discount for water bill of **Senior Citizens**.

10. The COWD has *saught* for the convenience of paying concessionaires, thus established **ECPAY Outlets and Bayad Centers**.
11. The COWD has *authorized* the General manager, Bienvenido V. Batar, Jr. to sign the **Confidentiality and Non-Disclosure Agreement** by and between the *Cagayan de Oro City Water District (COWD)* and **PayMaya** for an on-line payment facility. (B.R. No. 79, s-2020 dated October 20, 2020)
12. The COWD has *authorized* the General manager, Bienvenido V. Batar, Jr. to sign the **Merchant Agreement and Mutual Confidentiality and Non-Disclosure Agreement** with **P.J. Lhuillier, Incorporated (Cebuana)** as collecting partner of COWD for water bills payment. (B.R. No. 80, s-2020 dated November 04, 2020)
13. The COWD has *approved* the recommendation of the Management to implement the **Payment Scheme** available to the customers to choose from as stated. Resolve further, to authorize the General Manager to disseminate to the customers the said payment scheme. (B.R. No. 67, s-2020 dated August 05, 2020)
14. The COWD has religiously paid the principal and interest of its various loans to LWUA. (Annex G-**Summary of Loan Payments to LWUA & DBP**, page 70)
15. The COWD has *served* a total of **593,127 linear meters** of pipelines ranging from **50mmØ to 800mmØ**; including turnover by developers and/or owners of some subdivisions. (Annex N-**Summary of Pipelines**, page 77)
16. The COWD has *confirmed* the approval of the various **COWD Advisories** on **Customer and Employee-related matters** in the midst of the **COVID-19 Pandemic**. The following are the series of Resolutions:

RESOLUTION NO.	DATE	REMARKS
R.S. No. 026, s-2020	February 19, 2020	<i>Customer - related matters</i>
R.S. No. 027, s-2020	April 03, 2020	<i>Employee - related matters</i>
R.S. No. 034, s-2020	April 15, 2020	<i>Customer - related matters</i>
R.S. No. 042, s-2020	May 06, 2020	<i>COWD Advisory - 07 on Customer - related matters in line with Executive Order No. 049-2020 issued by Mayor Oscar S. Moreno and the declaration of Misamis Oriental as under General Community Quarantine from May 1 - 15, 2020 by the National Government.</i>
R.S. No. 048, s-2020	May 20, 2020	<i>COWD Advisory No. 8 to 10 concerning water conservation, customer-related matters and workforce schedules in line with Inter-Agency Task Force (IATF) Resolution No. 37 placing Cagayan de Oro City under General Community Quarantine (GCQ).</i>
R.S. No. 052, s-2020	June 10, 2020	<i>COWD Advisory No. 11 concerning COWD Safety Protocols in line with Executive Order No. 62, s-2020, an order implementing the Barangay Exit Pass Regulation in the City of Cagayan de Oro to further limit the threat of COVID-19 Transmission issued by Mayor Oscar S. Moreno.</i>
R.S. No. 053, s-2021	June 10, 2020	<i>Customer - related COWD Advisory No. 12 in line with the declaration of Inter-Agency Task Force (IATF) Resolution No. 47 extending Cagayan de Oro under Modified General Community Quarantine.</i>
R.S. No. 058, s-2020	July 01, 2020	<i>COWD Advisory No. 13 on the extension of the waiver of penalties that includes due dates that fall within the period of March 17 to June 30, 2020 in line with the declaration of Inter-Agency Task Force (IATF) Resolution No. 13 stating Cagayan de Oro will remain under Modified General Community Quarantine.</i>

17. The COWD has approved the recommendation of the Management to **donate** to **Claveria Water District (CWD)** the amount of **Twenty Thousand Pesos (Php20,000.00)** intended for the purchase of **one (1) unit 1HP Electric Pump** and to authorize the General Manager to sign the pertinent documents for and in behalf of COWD. (B.R. No. 41, s-2020 dated May 06, 2020)

18. The COWD has *authorized* the General Manager, Bienvenido V. Batar, Jr. to purchase **Personal Protective Equipment (PPE)** with an allotted budget of One Hundred Thousand Pesos (**Php100,000.00**) only for donation to Northern Mindanao Medical Center (NMMC), and to authorize the General Manager, to sign the Purchase Order and other pertinent documents for and in behalf of COWD. (B.R. No. 33, s-2020 dated April 15, 2020)
19. The COWD has *authorized* the General Manager Bienvenido V. Batar, Jr. to **defer the implementation** of the **increase in installation fee and service connection maintenance fee due to COVID-19 Pandemic**. (B.R. No. 35, s-2020 dated April 15, 2020)
20. The COWD has *approved* to implement the *leniency* in the **reconnection policy** only for the duration of the current **national health emergency**. (B.R. No. 56, s-2020 dated June 17, 2020)
21. The COWD has *approved* the recommendation of the management to **extend the waiver of penalties** of the **water bill payments until July 15, 2020** while the **Modified General Community Quarantine (MGCQ)** is not yet lifted. (B.R. No. 57, s-2020 dated July 01, 2020)
22. The COWD has *approved* the **Cagayan de Oro City Water District (COWD) Budget C.Y. 2020** with a **Total Utility Operating Revenue** of **One Billion Three Hundred Fifty Four Million Four Hundred Sixty Eight Thousand Three Hundred Thirty Eight Pesos (Php1,354,468,338.00)**, a copy hereto attached as an integral part of this resolution. (B.R. No. 08, s-2020 dated February 12, 2020)
23. The COWD has *allowed* the Management to *suspend the implementation* of **Resolution No. 021, s-16**, dated February 26, 2016 relative to the *guidelines* for **the grant of billing adjustments to COWD customers** and the Management shall review and submit recommendation for possible *revision within six (6) months or until August 31, 2020*. (B.R. No. 22, s-2020 dated March 05, 2020).
24. The COWD has *approved* the adoption and implementation of the **Department of Budget and Management (DBM) National Budget Circular (NBC) No.579**, dated January 24, 2020 and for the implementation of the **'First Tranche of the Modified Salary Standardization Law V or SSL V Schedule'** for Civilian Personnel in the National Government effective January 1, 2020 pursuant to Republic Act (RA) No. 11466, and to authorize the General Manager, Engr. Bienvenido V. Batar, Jr. to sign all pertinent documents relative thereto. (B.R. No. 18, s-2020 dated February 19, 2020)
25. The COWD has *authorized* the General Manager, Bienvenido V. Batar, Jr. to issue a Special Power of Attorney to **Christian Nico D. Fajardo** as **COWD designated Liaison Officer** to transact business with **Labis Surveying Office** and the **Office of the Registry of Deeds** for the *titling of the seventeen (17) COWD properties* and for General Manager, Bienvenido V. Batar, Jr. to sign all pertinent documents relative thereto, for and in behalf of COWD. (B.R. No. 06, s-2020 dated January 16, 2020).
26. The COWD has *approved* the renewal of the **Lease Contract Agreement** by and between the **Cagayan de Oro City Water District (COWD)** and **Primestar Realty Development Inc.** for rental of the space intended for COWD Sub-Office in Tin-ao for the Year 2020. A monthly rental of **Php38,432.63** beginning on January 1, 2020 and ending on December 31, 2020; and to confirm the authority of the General Manager, Bienvenido V. Batar, Jr. to sign the Agreement for and in behalf of COWD. (B.R. No. 11, s-2020 dated February 12, 2020).
27. The COWD has *assigned* and *authorized* **AGM-Designate Edward P. Tesoro** to handle the problems arising from the withdrawal of water from the fire hydrants. (B.R. No. 32, s-2020 dated April 15, 2020).
28. The COWD has *approved* to designate **Mr. Joseph A. Magriña** as **head of the Bids and Awards Committee (BAC) Secretariat** to replace Ms. Vanessa A. Chiu, effective on September 7, 2020 unless earlier revoked. (B.R. No. 73, s-2020 dated September 03, 2020).
29. The COWD has *amended* **Resolution No. 025, s-2019** and to approve the recommendation of the Management to *replace the recently-retired Ms. Adelfa L. Flores* with **Ms. Vanessa A. Chiu** as *person authorize to transact* with the **Bureau of Internal Revenue (BIR)** for and in behalf of COWD. (B.R. No. 69, s-2020 dated September 03, 2020).
30. The COWD has *approved* the recommendation of the Management for the **Purchase of the following eleven (11) Vehicles** with an estimated total amount of **Php19,500,000.00**: One (1) unit Truck (6-wheeler) equipped with Hydraulic Boom (at least 3-ton Capacity) & Hydraulic Tail gate Lifter (at least 1-ton Capacity) at **Php7,000,000.00** and ten (10) units Multi-Purpose Vehicle (MPV) for people and equipment transport at **Php1,250,000.00** per unit for the discharge of functions of the different departments which includes the implementation of the Non-Revenue Water Reduction Program, to be taken from the 2020 Approved Budget-Capital Improvement Fund, and authorize the General Manager, Bienvenido V. Batar, Jr. and sign pertinent documents for and in behalf of COWD. (B.R. No. 20, s-2020 dated February 19, 2020)



31. The COWD has *approved* the recommendation of the Management for the purchase of the **eleven (11) units motor vehicles** (1 unit Light Cargo Truck (6-wheeler)-brand new, 1 unit Pick-up Brand new, 3 units MPV (10-12 seaters Brand new, 5 units MPV (8 seaters) brand new, and 1 unit AUV brand new) with an estimated total amount of Twelve Million One Hundred Thousand Pesos (**Php12,100,000.00**) only, to be taken from the 2020 Approved Budget-Capital Improvement Fund, and authorize the General Manager, Bienvenido V. Batar, Jr. to sign pertinent documents for and in behalf of COWD. (B.R. No. 78, s-2020 dated October 07, 2020).
32. The COWD has *approved* the conduct of *procurement of necessary materials, supplies, equipment, services, and infrastructure projects*, through **Negotiated Procurement-Emergency Cases** pursuant to the provisions of **RA 9184**. In order to facilitate these procurements, approval of Purchase Orders, Notices to Proceed, and/or, Contracts, regardless of amount, is hereby delegated to the General Manager. However, periodic reports must be submitted to the Board of Directors, stating all activities performed by management related to this. Resolved further, that in the event of necessity due to whatever difficulty in performing procurement activities, the General Manager shall inform the Board of Directors through the Chairman, when such event of necessity has occurred and that he has drawn the subject Cash Advance. (B.R. No. 25, s-2020 dated March 18, 2020).
33. The COWD has *approved* the recommendation of the **Bids and Awards Committee (BAC)** to enter into a **negotiated procurement under emergency case** the **proposed four (4) units pre-stressed concrete pile with corbel at Bigaan Bridge, Gusa, Cagayan de Oro City** and authorize the General Manager, Bienvenido V. Batar, Jr. to sign the *Purchase Order* and other pertinent documents for and in behalf of COWD. (B.R. No. 85, s-2020 dated November 17, 2020).
34. The COWD has *authorized* the General Manager, Bienvenido V. Batar, Jr. to write to **Cagayan de Oro Bulk Water Inc. (COBI)** and request for postponement of the additional 20 MLD delivery by reason of force majeure. (B.R. No. 47, s-2020 dated May 20, 2020).
35. The COWD has *authorized* General Manager, Bienvenido V. Batar, Jr. to issue and sign for and in behalf of Cagayan de Oro City Water District (COWD), in favor of the **Joint Venture Company (JVC); Cagayan de Oro Bulk Water Inc. (COBI)**, the Purchase Order (PO) for the supply and delivery of bulk water covering the period January 01, 2020 to December 31, 2020 for a total of **80,000 cubic meters** per day covering **60,000 cubic meters** per day for the **West Area** and **20,000 cubic meters** per day for the **East Area** at **Php16.00** per cubic meter or a total annual volume of **Thirty Million Five Hundred Thousand cubic meters (30,500,000 cu.m.)** amounting to **Four Hundred Eighty Eight Million Pesos (Php488,000,000.00)** in accordance with the **Signed Bulk Water Supply Agreement**; to be taken from the COWD Approved 2020 Expense Budget. (B.R. No. 09, s-2020 dated February 12, 2020).
36. The COWD has *authorized* the General Manager, Bienvenido V. Batar, Jr. to place in temporary investment the amount of **Nineteen Million Pesos (Php19,000,000.00)** with an option for renewal, broken down as follows: (B.R. No. 50, s-2020 dated June 10, 2020).
- |  |                        |
|--|------------------------|
| 1. COWD Pensions and Benefits Fund-DBP Corrales Acct. No. 00-1467-810-6        | P 10,000,000.00        |
| 2. COWD Expansion & Operating Reserve-DBP Capistrano Acct. No. 0810-020010-030 | P 9,000,000.00         |
| <b>TOTAL</b>   | <b>P 19,000,000.00</b> |
- with the Development Bank of the Philippines (DBP) for 6 months or 180 days @ 1.500% per annum and sign pertinent banking documents for and in behalf of COWD.
37. The COWD has *authorized* the General Manager, Bienvenido V. Batar, Jr. to reactivate the **COWD - Capital Improvement Savings Account No. 0810-027324-530** with **DBP-Corrales** which has been dormant due to no transactions since November 07, 2018 and to authorize him to sign pertinent banking documents for and in behalf of COWD. (B.R. No. 86, s-2020 dated November 17, 2020).
38. The COWD has *authorized* the General Manager, Bienvenido V. Batar, Jr. to approve the reactivation of **COWD-NHA CDO Bayanihan Village Phase 1 Account** with **Development Bank of the Philippines (DBP)**, Corrales Branch per **Account No. 0810-036899-030** and authorize the General Manager and the Cash Division Manager A as principal signatories to sign checks deposited in and withdrawn against said account and other related official transactions, for and in behalf of COWD. (B.R. No. 10, s-2020 dated February 12, 2020).
39. The Board of Directors of the Cagayan de Oro City Water District (COWD) *resolved* as it hereby resolves, for Cagayan de Oro City Water District (COWD) to enter into a **Mutual Confidentiality and Non-Disclosure Agreement** with the **Development Bank of the Philippines (DBP)** regarding the **Internet Payment Gateway Facility** and to authorize the General Manager, Bienvenido V. Batar, Jr. to sign the said agreement and other pertinent documents for and in behalf of COWD. (B.R. No. 49, s-2020 dated July 10, 2020).

40. The COWD has *approved* the request of the Management to write Cagayan de Oro City Bulk Water Inc. (COBI) regarding COWD's interpretation on the Bulk Water Rates as stated in the contract based on the assessment of the Implementation Committee for Bulk Water Supply. (B.R. No. 55, s-2020 dated June 17, 2020).
41. The COWD has *authorized* the General Manager, Bienvenido V. Batar, Jr. to sign the **Memorandum of Agreement (MOA)** by and between the Cagayan de Oro City Water District (COWD) and the **Mets Logistics, Inc.**, for the **water supply system** of **Mets Logistics, Inc. dry and cold storage warehouse located at Tablon**, Cagayan de Oro City, for and in behalf of COWD. (B.R. No. 01, s-2020 dated January 08, 2020).
42. The COWD has *approved* the Renewal of **Memorandum of Agreement (MOA)** by and between **Department of Environment and Natural Resources, Community Environment and Natural Resources Office-Initao (DENR-10, CENRO-Initao)** and the Cagayan de Oro City Water District (COWD) for the **Mahuganao Watershed / Malasag Reforestation Project** and to sign the MOA for and in behalf of COWD. (B.R. No. 17, s-2020 dated February 19, 2020).
43. The COWD has *authorized* the General Manager, Bienvenido V. Batar, Jr. to sign the **Building Permit Applications**, including building plans, for various projects and other related documents as required by the **Office of Building Officials (OBO)**, for and in behalf Cagayan de Oro City Water District (COWD). (B.R. No. 29, s-2020 dated April 03, 2020).
44. The COWD has *authorized* the General Manager, Bienvenido V. Batar, Jr. to sign the **Electrical Permit Applications**, including electrical plans, for various projects and other related documents as required by either the **Cagayan Electric Power and Light Company (CEPALCO)** and the **Misamis Oriental Rural Electric Cooperative (MORESCO)**, for and in behalf of the Cagayan de Oro City Water District (COWD). (B.R. No. 30, s-2020 dated April 03, 2020).
45. The COWD has *authorized* the General Manager, Bienvenido V. Batar, Jr. to get into an agreement with **Development Bank of the Philippines (DBP)** relative to the **COWD deferment of loan payments of monthly loan amortizations for six (6) months** and to authorize the General Manager, Bienvenido V. Batar, Jr. to sign other pertinent banking documents for and in behalf of COWD. (B.R. No. 39, s-2020 dated May 06, 2020).
46. The COWD has *managed* well its **Provident Fund (PF)** and has benefited many qualified personnel through its various types of loans as shown in the table below with an *interest charge* of **8%** and *service charge* of **1%** only. (Reference: PF Board Resolution No. 85, s-2012).

Type of PROVIDENT FUND LOANS	Year					
	2020	2019	2018	2017	2016	2015
All-Purpose Loan	99	305	199	242	197	172
Dividend Loan	94	128	138	144	157	187
Educational Loan	-	-	-	-	-	-
Emergency/Hospitalization Loan	5	12	13	8	8	18
Employee's Cont. Loan	57	14	69	8	-	1
Salary Loan	20	34	29	13	29	52
Small Loan (Consol)	61	149	97	76	118	542
Special Aid/Small Loan	48	248	320	187	197	268
Water Bill Loan	73	112	121	111	138	185
Memorial	-	-	-	-	-	-
Special Legal Aid	-	-	-	-	-	-
Calamity Loan	-	-	1	-	-	-
Salary Loan - Staff	3	3	4	4	6	-
<b>TOTAL</b>	<b>460</b>	<b>1,005</b>	<b>991</b>	<b>793</b>	<b>850</b>	<b>1,425</b>

Note: The **total assets** of the COWD Provident Fund as of 2019 – **P 176,946,695.54**

47. The COWD has *approved* the release of the **COWD Year-end Bonus/13th month pay and Cash Gift for 2020** in the total amount of **Php17,026,966.18**, to be taken from the General Fund of the approved 2020 Budget. (B.R. No. 87, s-2020 dated November 17, 2020)
48. The COWD has *authorized* the Management to release the **Productivity Enhancement Incentive** for FY 2020 to all employees of the District who have rendered actual service while occupying a regular, contractual or casual position, pursuant to **DBM Budget Circular No. 2017-4** dated December 4, 2017 in the amount of **Three Million Five Hundred Twelve Thousand Five Hundred Thirty Nine Pesos and Seventy Nine Centavos (Php3,512,539.79)**; to be released effective immediately. (B.R. No. 91, s-2020 dated December 16, 2020)

49. The COWD has *authorized* the release of the **Mid-Year Bonus** to all employees of the District who have rendered actual service while occupying a regular and casual position per Budget Circular No. 2017-2 dated May 8, 2017 and 20% Premium for Job Order Employees per Civil Service Commission (CSC), Commission on Audit (COA) and Department of Budget and Management (DBM) Joint Circular No. 1, s.2018, dated November 9, 2018, amounting to Fourteen Million Five Hundred Sixty Five Thousand Five Hundred Seventy Three Pesos and Twenty Four Centavos (**Php14,565,573.24**) ; to be released not earlier than 15 May 2020. (B.R. No. 43, s-2020 dated May 6, 2020)
50. The COWD has *approved* the recommendation of Management for the grant and release of the **2019 Collective Negotiation Agreement (CNA) Incentive** in the total amount of Sixteen Million Four Hundred Thousand Pesos (**Php16,400,000.00**) of which each employee shall receive an amount not exceeding Twenty Five Thousand Pesos (**Php25,000.00**) per DBM Guidelines; to be taken from the Maintenance and Other Operating Expenses (MOOE) Savings for FY 2019 amounted to Sixty Three Million Eighty Five Thousand Seven Hundred Ninety Four Pesos and Twenty One Centavos (Php63,085,794.21) and to authorize the General Manager, Bienvenido V. Batar, Jr. to sign other pertinent documents for and in behalf of COWD. (B.R. No. 38, s-2020 dated April 15, 2020)
51. The COWD has *authorized* Management to release the **Gratuity Pay** for FY 2019 to all *Job Order and Contract of Services* of the District, pursuant to Administrative Order No. 20, dated January 10, 2020, in the amount of *One Hundred Fifty Two Thousand Pesos (Php152,000.00)* only, and authorize the General Manager to sign all pertinent documents relative thereto. (B.R. No. 19, s-2020 dated February 19, 2020)
52. The COWD has *renewed* the **Retainership Agreement** of Atty. Vincent Cromwell V. Serifa for a period of one (1) year effective August 2020 with a monthly retainer's fee of Ten Thousand Pesos (**Php10,000.00**) , subject to the written approval from the Office of the Government Corporate Counsel (OGCC) with the concurrence of the Commission on Audit (COA); and authorize the General Manager, Bienvenido V. Batar, Jr., to sign the Retainership Agreement, for and in behalf of COWD. (B.R. No. 51, s-2020 dated June 10, 2020)
53. The COWD has *approved* to transfer the amount of **Thity Seven Million Six Hundred Fifteen Thousand Seven Hundred Eighty Five Pesos (Php37,615,785.00)** from the General Fund to the following funds:  
(B.R. No. 40, s-2020 dated May 06, 2020)

A. Operating Reserve Fund-DBP Acct. No. 0810-020010-030	P 8,983,656.00
B. Capital Improvement Fund-DBP Acct. No. 0810-027324-030	P 5,579,975.00
C. Contingency Fund-DBP Acct. No. 0810-020017-031	P 8,983,656.00
D. COWD Pensions & Benefits Reserve Fund-DBP Acct. No. 00-001467-810-6	<u>P 14,068,498.00</u>
<b>TOTAL</b>	<b>P 37,615,785.00</b>

**RESOLVE FURTHER** to authorize the General Manager, Bienvenido V. Batar, Jr. to sign pertinent banking documents for and in behalf of COWD.

54. The COWD has *approved* the **Cagayan de Oro City Water District (COWD) Budget for CY 2021** with a Total Utility Operating Revenue of One Billion **Three Hundred Twelve Million Seven Hundred Eighty Four Thousand Nine Hundred Ninety Five Pesos ( P 1,312,784,995.00)** , a copy hereto attached as an integral part of this resolution. (B.R. No. 89, s-2020 dated December 02, 2020)
55. The COWD has *confirmed* the authority of Chairman Eduardo Antonio R. Montalvan and General Manager, Bienvenido V. Batar, Jr. as *proxy to vote and sign* for and on behalf of COWD in the matters for approval in the **annual stockholder's meeting**. (B.R. No. 68, s-2020 dated August 12, 2020).
56. The COWD has approved the recommendation of Management for the composition of the Two (2) Bids and Awards Committee (BAC), effective April 1, 2020 to December 31, 2020 unless earlier revoked, as follows:  
(B.R. No. 24, s-2020 dated March 10, 2020)

1. SERVICES, CONSTRUCTION, SERVICE CONNECTION AND WATER SUPPLY MATERIALS (BAC-A)

Chairman	:	ENGR. ELEZAR J. LINAAC
Vice Chairman	:	MS. SULDIE D. LARANJO
Members	:	MS. SUSAN M. BONOTAN
	:	ENGR. LYNDON D. BUTRON
	:	MR. JOSE JISELO P. ARAGAN

2. OFFICE, VEHICLE, EQUIPMENT AND GENERAL SUPPLIES & MATERIALS (BAC-B)


Chairman	:	MS. OMELFA C. RECTO
Vice Chairman	:	ENGR. CAROLINA B. LAO
Members	:	ENGR. ALEX S. ABANGAN
	:	ENGR. NIEVA A. LADERA
	:	MS. ANNABELLE D. ESTAÑO

57. The COWD has a **new set of officers** of the **Board of Directors** for 2021 per B.R. No. 012, S-21 dated January 19, 2021, as follows:

Chairman	:	DIR. MATEO G. DELEGENCIA	- Civic Sector
Vice-Chairman	:	DIR. HILLY ANN R. QUIAOIT	- Education Sector
Secretary	:	DIR. CONCEPCION R. QUIBLAT	- Women Sector
Member	:	DIR. NELIA B. LEE	- Business Sector
Member	:	DIR. DIXON Q. YASAY	- Professional Sector

---

Prepared by:

  
**ANNALYN F. MACALOLOT**  
Senior Research Analyst A


Checked by:

  
**JOSE JISELO R. ABRAGAN**  
Manager, Corporate Planning Div.

Noted by:

  
**SULDIE D. LARANJO**  
Manager, Management Services Dept.

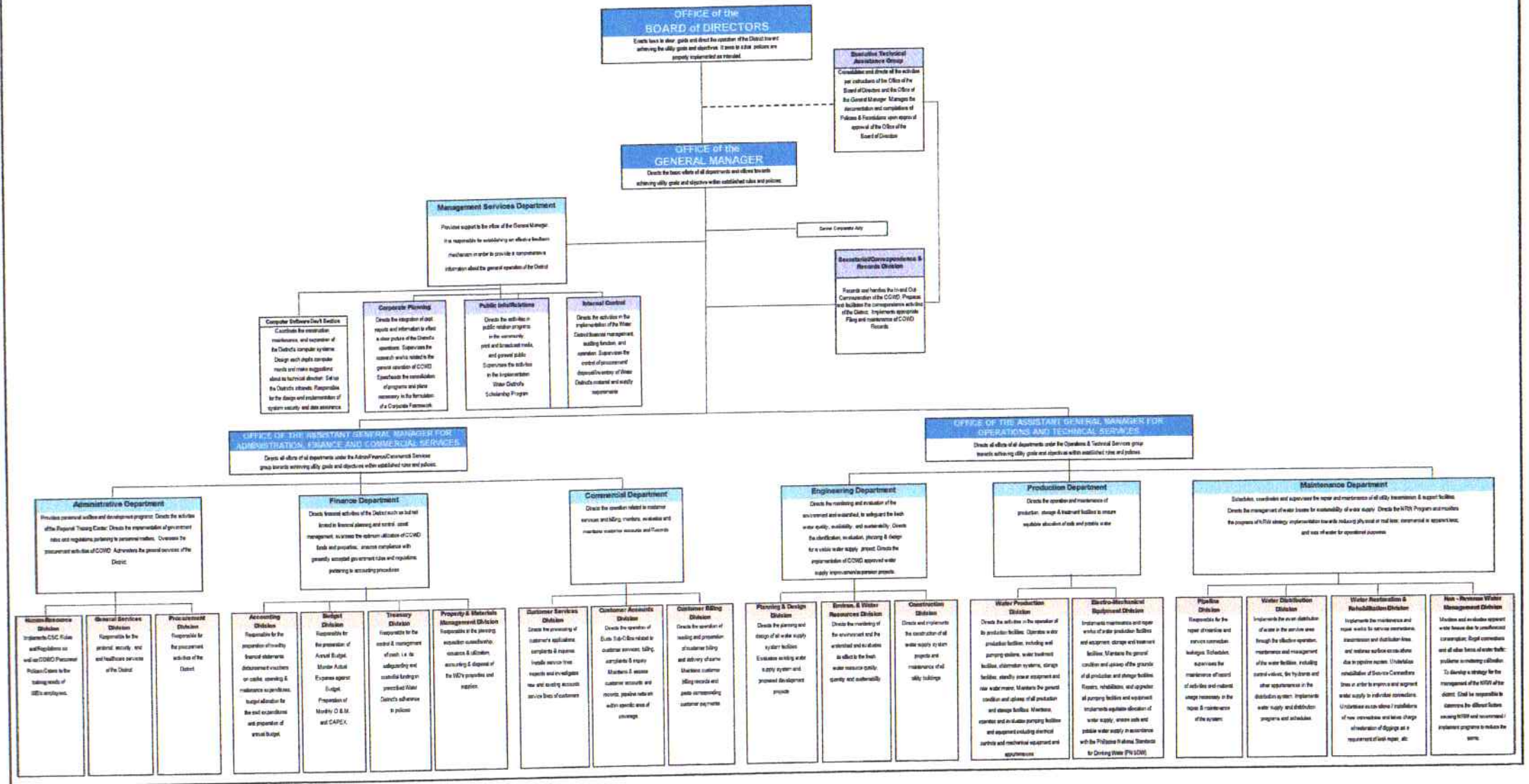
Approved by:

  
**BIENVENIDO V. BATAR, JR.**  
General Manager




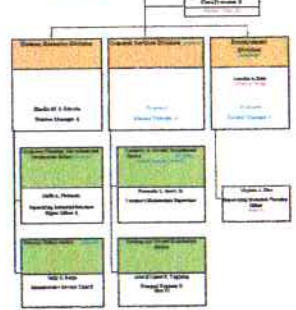




# CAGAYAN DE ORO CITY WATER DISTRICT

## FUNCTIONAL CHART



CAGAYAN DE ORO CITY WATER DISTRICT



page 16 of



Water Accessibility - Our Priority!

## CAGAYAN DE ORO CITY WATER DISTRICT

Corrales Avenue, Cagayan de Oro City

### PERSONNEL INVENTORY AS OF DECEMBER 31, 2020

1	NAME OF EMPLOYEE				DESIGNATION	NATURE OF EMPLOYMENT	RATE PER MONTH	DATE OF EMPLOYMENT	EMPLOYED DURING THE YEAR	REMARKS
	LAST NAME	FIRST NAME	SUFFIX	MIDDLE NAME						
1	ABADAY	LORIMER		CABABAROS	Customer Service Assistant A	Permanent	26,560.00	08/20/1984	12 MONTHS	
2	ABALLE	JESSIE		CALUNOD	Driver	Permanent	14,236.00	07/28/1998	12 MONTHS	
3	ABANGAN	ALEX AUGUSTUS		SATURNINO	Division Manager A	Permanent	85,074.00	01/19/1993	12 MONTHS	
4	ABAO	ALLAN		BERNADEZ	Welder A	Temporary	17,505.00	07/14/1997	12 MONTHS	
5	ABELLA	ROSALITO		NERI	Water/Sewerage Maintenance Man A	Permanent	17,663.00	05/27/1992	12 MONTHS	
6	ABESAMIS	ROMARICO	JR.	TONGCO	Water Resources Facilities Operator A	Permanent	20,219.00	07/28/1998	12 MONTHS	
7	ABRAGAN	ARMIE		BONBON	Technical Assistant B	Permanent	52,703.00	06/06/1997	12 MONTHS	
8	ABRAGAN	JOSE JISELO		PADLA	Corporate Planning Specialist	Permanent	43,172.00	02/17/1997	12 MONTHS	
9	ABROGAR	REY		TALLE	Senior Instrument Technician	Temporary	22,316.00	06/14/1993	12 MONTHS	
10	ABUT	RIZALITO		ENERIO	Sr. Water Resources Facilities Operator A	Permanent	20,388.00	02/11/1992	12 MONTHS	
11	ALEGRADO	APRIL MAE		BASS	Senior Accounting Processor A	Permanent	24,779.00	07/01/2005	12 MONTHS	
12	ALIGATO	NILO		FRANCISCO	Water Resources Facilities Operator B	Temporary	15,524.00	08/31/2010	12 MONTHS	
13	ALLADO	JOCHING		LAI	Corporate Budget Analyst B	Permanent	24,495.00	08/31/2010	12 MONTHS	
14	ALMOJUELA	DANILO		YANA	Water/Sewerage Maintenance Man A	Permanent	17,505.00	06/18/1992	12 MONTHS	
15	ALVAREZ	ARTHUR		PABAYO	Water/Sewerage Maintenance Man C	Permanent	14,128.00	04/15/1996	12 MONTHS	
16	AMPER	MERIAM		CRUZ	Division Manager A	Permanent	86,462.00	07/21/1981	12 MONTHS	
17	AMPER	POMPOSO	JR.	MAKINAKO	Auto-Mechanic C	Permanent	14,345.00	06/07/1994	12 MONTHS	
18	AMPER	MARK AUGUSTINE		CRUZ	Internal Control Assistant B	Permanent	17,505.00	05/01/2017	12 MONTHS	
19	AMPIT	RAIZZA JANESEA		GABUTAN	Secretary A	Permanent	18,784.00	08/01/2015	12 MONTHS	
20	ANAY	MARIA SUSAN		VENTIC	Sr. Water Resources Management Officer	Permanent	40,637.00	02/16/1983	10 MONTHS & 5 DAYS	Retired: 11/05/2020
21	APOLE	ALDREDO	JR.	ESTRADA	Water/Sewerage Maintenance Man C	Permanent	13,807.00	02/08/2001	12 MONTHS	
22	ARABEJO	JIMMALYN		PACAMPARA	Senior Engineer A	Permanent	35,106.00	09/15/2014	12 MONTHS	
23	ARBOIS	PETER		MENDOZA	Water/Sewerage Maintenance Man C	Permanent	14,345.00	09/02/1993	12 MONTHS	
24	ARCILLAS	HELEN		CORDOVAN	Senior Accounting Processor B	Permanent	20,219.00	07/12/2010	12 MONTHS	
25	ARELLANO	NORMA		MENIANO	Division Manager A	Permanent	84,767.00	07/13/1982	11 MONTHS & 1 DAY	Retired: 12/01/2020
26	AVENIDO	DANILO		TALAMPAS	Driver	Permanent	14,456.00	06/14/1993	12 MONTHS	
27	AYUBAN	BAYANI		BALDON	Water Maintenance Man C	Permanent	14,128.00	11/06/1995	12 MONTHS	
28	BACTONG	BLANDO		CENA	Water Maintenance Man B	Permanent	15,643.00	10/10/1994	12 MONTHS	
29	BACTONG	CHRISTIAN		MERCADO	Driver	Permanent	14,456.00	04/12/1994	12 MONTHS	
30	BAGARES	FARAH		CASIANO	Principal Engineer D	Permanent	48,281.00	12/01/1993	12 MONTHS	
31	BAGARES	NIC ZENON		VALMORES	Office Equipment Technician A	Temporary	17,505.00	08/02/2010	12 MONTHS	
32	BAGAY	JAY-AR		BACTONG	Corporate Budget Officer C	Permanent	26,754.00	10/29/2013	12 MONTHS	
33	BAGAY	RUFO		ANDOHON	Water Maintenance General Foreman	Permanent	42,662.00	10/17/1978	2 Days	Retired: 01/02/2020
34	BAGUHIN	AZENETH		CAINGLES	Principal Engineer D	Permanent	47,530.00	08/18/2009	12 MONTHS	
35	BAGUIO	KEN		BARANDA	Cashier C	Permanent	24,495.00	08/01/2015	12 MONTHS	
36	BAHIAN	JOVELYN		SALUTA	Corporate Budget Analyst B	Permanent	24,495.00	07/18/2011	12 MONTHS	
37	BAHIAN	PAUL WISMAN		TOMAROY	Utility Worker A	Permanent	13,527.00	10/01/1997	12 MONTHS	
38	BALABA	JUANITO		REMLISAN	Water/Sewerage Maintenance Man C	Permanent	14,345.00	04/01/1992	12 MONTHS	
39	BARANGOT	CHRISTOPHER		LAGUNAY	Welder A	Temporary	17,505.00	02/01/2018	12 MONTHS	
40	BARATAS	EDUARDO		DATAHAN	Water/Sewerage Maintenance Man B	Permanent	16,253.00	10/22/1992	12 MONTHS	

page 17 of



## CAGAYAN DE ORO CITY WATER DISTRICT

Corrales Avenue, Cagayan de Oro City

### PERSONNEL INVENTORY AS OF DECEMBER 31, 2020

Page 18 of

	NAME OF EMPLOYEE				DESIGNATION	NATURE OF EMPLOYMENT	RATE PER MONTH	DATE OF EMPLOYMENT	EMPLOYED DURING THE YEAR	REMARKS
	LAST NAME	FIRST NAME	SUFFIX	MIDDLE NAME						
41	BARLISAN	TAHITA RENZA		LAGMAN	Customer Service Assistant C	Permanent	17,505.00	01/16/2019	12 MONTHS	
42	BARON	ERNESTO		DIAZ	Water/Sewerage Maintenance Man C	Permanent	13,214.00	01/16/2019	12 MONTHS	
43	BASALAN	FATIMA		AUTOR	Corporate Account Analyst	Permanent	26,754.00	07/28/1998	12 MONTHS	
44	BATAR	GWENDOLYN		PADERANGA	Department Manager A	Permanent	111,381.00	09/27/1979	12 MONTHS	
45	BATAR	BIENVENIDO	JR.	VELEZ	General Manager	Permanent	139,939.00	07/22/1982	12 MONTHS	
46	BAYRON	CIRILE		TAYPA	Water/Sewerage Maintenance Man C	Permanent	14,128.00	02/01/1995	12 MONTHS	
47	BELÉN	JUSTINE NICOLE		CONCEPCION	Records Assistant	Permanent	17,505.00	01/16/2019	12 MONTHS	
48	BELLO	LIBERTINE		RETIRADO	Senior Financial Planning Analyst	Permanent	32,053.00	12/01/1992	12 MONTHS	
49	BERNADEZ	ANTONIO		MACALAM	Reproduction Machine Operator A	Permanent	16,458.00	10/10/1994	12 MONTHS	
50	BERNARDO	MANUEL		REMONDE	Water Resources Facilities Operator A	Permanent	17,663.00	09/08/1993	12 MONTHS	
51	BONAYOG	DONY		PAASA	Water Resources Facilities Operator A	Permanent	17,505.00	06/06/1994	12 MONTHS	
52	BONDAL	MARITEL		DAING	Supervising Property/Supply Officer	Permanent	42,159.00	08/08/1984	12 MONTHS	
53	BONGABONG	ANECITA		POLINAR	Financial Planning Specialist B	Permanent	43,687.00	04/01/1983	12 MONTHS	
54	BONGCAYAO	CHARLES		BERDOL	Sr. Water Resources Facilities Optr A	Permanent	21,079.00	08/23/1990	12 MONTHS	
55	BONOTAN	SUSAN		MALAZARTE	Division Manager A	Permanent	86,462.00	09/25/1982	12 MONTHS	
56	BONSILAO	RODOLFO	JR.	BAGTASOS	Senior Plant Electrician	Permanent	29,621.00	09/28/1999	12 MONTHS	
57	BONSILAO	RUBEN		BAGTASOS	Plant Mechanic B	Permanent	20,388.00	02/14/2005	12 MONTHS	
58	BORJA	SALLY		GUCE	Administrative Services Chief B	Permanent	46,791.00	01/04/1999	12 MONTHS	
59	BRUCE	ROMMEL JIM		OTADOY	Customer Service Assistant A	Permanent	24,495.00	09/23/1999	12 MONTHS	
60	BUTRON	LYNDON		DACLAN	Division Manager A	Permanent	86,462.00	02/03/1992	12 MONTHS	
61	CABACTULAN	LINDA		DAHINO	Customer Services Officer A	Permanent	36,369.00	02/08/1989	12 MONTHS	
62	CABAHUG	JOJIE MAY		BIGCAS	Customer Service Officer A	Permanent	35,106.00	10/29/2013	12 MONTHS	
63	CABALLERO	ABNER		SALVADOR	Driver	Permanent	14,567.00	11/13/1978	8 MONTHS & 1 DAY	Retired: 09/01/2020
64	CABALLERO	BERNABE		SALVADOR	Welder B	Permanent	16,378.00	02/02/1979	8 MONTHS & 1 DAY	Retired: 09/01/2020
65	CABANAZ	CAMILO		VALLEJOS	Senior Water Utilities Management Officer	Permanent	42,159.00	06/08/1993	12 MONTHS	
66	CABARABAN	SIGMUND		HORA	Water Utilities Management Officer A	Permanent	35,106.00	05/16/2016	12 MONTHS	
67	CABATUAN	JAN CARLO		PACULAN	Engineer A	Permanent	29,277.00	12/01/2016	12 MONTHS	
68	CABILOGAN	JEROME		LARODA	Supervising Carpenter	Temporary	18,784.00	11/17/2009	12 MONTHS	
69	CABUNOC	LIOVIR		JACUTIN	Customer Service Officer B	Permanent	29,277.00	09/07/2015	12 MONTHS	
70	CABUNOC	VIRGIE		JACUTIN	Collection Officer	Permanent	34,801.00	03/12/1984	12 MONTHS	Retired: 12/31/2020
71	CAJELLA	ALEXANDER		SANCHEZ	Water Maintenance Man C	Permanent	14,236.00	01/14/1993	12 MONTHS	
72	CAINGLES	ARNOLD CHRISTOPHER		GUINITARAN	Senior Engineer A	Permanent	35,106.00	08/01/2015	12 MONTHS	
73	CALALIN	RAMON		ANINO	Water Maintenance Man C	Permanent	14,567.00	05/15/1991	12 MONTHS	
74	CAPARIDA	CHERIEL		CLAUDEL	Senior Corporate Accountant C	Permanent	42,159.00	11/15/2014	12 MONTHS	
75	CAPISTRANO	KAREN		OBJERO	Storekeeper A	Permanent	22,316.00	01/16/2015	12 MONTHS	
76	CARILLO	AGUSTIN		BABAYLAN	Water Maintenance Man B	Permanent	16,378.00	06/08/1981	12 MONTHS	
77	CASEÑAS	JOSEPH		DELIGERO	Procurement Officer B	Permanent	32,053.00	05/02/2011	12 MONTHS	
78	CASEÑAS	REUBEN		EBALLE	Water/Sewerage Maintenanaced Man C	Permanent	13,807.00	09/01/2014	12 MONTHS	
79	CASTIGON	ANNILYN		GORRES	Engineering Assistant A	Permanent	20,219.00	02/01/2018	12 MONTHS	
80	CASTRO	ANTHONY		VEDRA	Water Utilities Management Officer A	Permanent	35,106.00	01/01/2013	12 MONTHS	





## CAGAYAN DE ORO CITY WATER DISTRICT

Corrales Avenue, Cagayan de Oro City

### PERSONNEL INVENTORY AS OF DECEMBER 31, 2020

NO.	NAME OF EMPLOYEE				DESIGNATION	NATURE OF EMPLOYMENT	RATE PER MONTH	DATE OF EMPLOYMENT	EMPLOYED DURING THE YEAR	REMARKS
	LAST NAME	FIRST NAME	SUFFIX	MIDDLE NAME						
81	CAUMBAN	LENARESA		PADSING	Environmental Analyst	Permanent	24,495.00	01/16/2017	12 MONTHS	
82	CENA	JOSEPH		SUPREMO	Utility Worker A	Permanent	13,019.00	09/02/1993	12 MONTHS	
83	CERIALES	CHARLYN		BOLANIO	Internal Control Assistant A	Permanent	20,219.00	05/16/2016	12 MONTHS	
84	CHAN	JEANNIE		ELMIDO	Sr. Data Encoder Controller	Permanent	23,181.00	04/01/1992	12 MONTHS	
85	CHAN	GARY NICHOLO		GALES	Sr. Computer Services Programmer	Permanent	38,128.00	04/03/1989	12 MONTHS	
86	CHIONG	FRANCES		CHATTO	Corporate Budget Specialist A	Permanent	43,687.00	09/22/1986	12 MONTHS	
87	CHIONG	ALLAN		DAANOY	Water Maintenance Head	Permanent	42,159.00	03/04/1996	12 MONTHS	
88	CHIU	VANESSA		ACENAS	Supervising Collection Officer	Permanent	46,791.00	05/08/2006	12 MONTHS	
89	COLANCE	ALEX		BALUCAN	Water/Sewerage Maintenance Man B	Permanent	15,524.00	07/14/1997	12 MONTHS	
90	COMING	NIÑO		JADAP	Building Electrician B	Temporary	15,524.00	05/01/2017	12 MONTHS	
91	CUARESMA	VINCY JANE		POLINAR	Minutes and Agenda Officer	Permanent	22,316.00	12/01/2015	12 MONTHS	
92	CUERQUIS	EDZEL		DIAZ	Water/Sewerage Maintenance Man C	Permanent	13,807.00	11/04/1994	12 MONTHS	
93	DABA	GERALDINE		YRASTORZA	Computer Services Chief B	Permanent	45,816.00	04/27/1982	12 MONTHS	
94	DACER	LARRY		ROSAL	Senior Customer Service Officer B	Permanent	42,662.00	06/28/1994	12 MONTHS	
95	DADULAS	MARITES		UY	Clerk Processor B	Permanent	16,378.00	02/22/1988	12 MONTHS	
96	DAGASDAS	ROMEO		ACERO	Water Maintenance Man C	Permanent	14,456.00	05/15/1991	12 MONTHS	
97	DAGONDON	GIL EVAN		OLARTE	Water Resources Facilities Optr A	Permanent	17,663.00	06/16/1989	12 MONTHS	
98	DAGUIMOL	GEORGE		DOLUMBAL	Water Resources Facilities Optr B	Permanent	17,505.00	02/14/2005	12 MONTHS	
99	DAIGDIGAN	ALAN		BERONIO	Senior Instrument Technician B	Permanent	22,316.00	01/24/1994	12 MONTHS	
100	DAISOG	ALBERTO		CAGNA-AN	Water/Sewerage Maintenance Man A	Permanent	17,505.00	11/07/1978	12 MONTHS	
101	DAYA	RICKY		FUENTES	Water Maintenance Man B	Permanent	35,106.00	08/14/1995	12 MONTHS	
102	DEDICATORIA	FLORENCE		TEJADA	Clerk Processor C	Permanent	14,567.00	08/22/1978	12 MONTHS	
103	DEDICATORIA	BERNARDO	JR	TEJADA	Water/Sewerage Maintenance Man C	Permanent	13,807.00	09/16/2016	12 MONTHS	
104	DELFINO	ARTEMIO		ROMA	Water Maintenance Man B	Permanent	17,505.00	06/24/1993	12 MONTHS	
105	DELIMA	JUDEE		PONG	Liaison Aide	Permanent	14,128.00	12/05/1995	12 MONTHS	
106	DELOSO	SWEETSELL		TONGCO	Secretary B	Permanent	16,458.00	01/16/2019	12 MONTHS	
107	DELSOCORA	JONLY		PAYLA	Utility Worker A	Permanent	13,019.00	05/16/2016	12 MONTHS	
108	DESEO	MARIA VIANNEY		UBALDE	Senior Engineer A	Permanent	35,106.00	09/15/2014	12 MONTHS	
109	DEVELOSO	AGALUNA		CABLINDA	Division Manager A	Permanent	86,462.00	07/26/1983	12 MONTHS	
110	DIAZ	VIRGINIA		JACOB	Supervising Materials Planning Officer	Permanent	47,530.00	01/16/1989	12 MONTHS	
111	DIAZ	QUENNY EARL		JACOB	Senior Corporate Accountant C	Permanent	35,106.00	05/16/2016	12 MONTHS	
112	DOROMAL	JOFRAN		PEPITO	Customer Service Officer A	Permanent	35,106.00	10/20/1999	12 MONTHS	
113	DULDOCO	BERDEN		DILAG	Utility Worker A	Permanent	13,019.00	01/16/2015	12 MONTHS	
114	DUMALE	RAUL		BUCHAN	Customer Service Officer A	Permanent	35,106.00	01/22/1996	12 MONTHS	
115	DY	ELIEZER		LABUSTRO	Water Utilities Management Officer A	Permanent	35,106.00	09/16/2016	12 MONTHS	
116	EBARAT	MA. ROWENA		VIRTUDAZO	Customer Service Officer A	Permanent	35,106.00	03/02/1995	12 MONTHS	
117	EBARAT	DOMINGO	JR.	CABALLERO	Senior Instrument Technician	Permanent	22,600.00	07/06/1998	12 MONTHS	
118	EBDALIN	ALFRED		CAGAANAN	Water/Sewerage Maintenance Man C	Permanent	13,807.00	05/16/2016	12 MONTHS	
119	ECHANO	MOSES		MARTIR	Principal Engineer D	Permanent	48,281.00	03/09/1995	12 MONTHS	
120	EGARGO	AMALIA		MARTINEZ	Customer Service Officer A	Permanent	35,106.00	10/23/1978	12 MONTHS	



**CAGAYAN DE ORO CITY WATER DISTRICT**  
Corrales Avenue, Cagayan de Oro City

**PERSONNEL INVENTORY AS OF DECEMBER 31, 2020**

page 20 of

ID	NAME OF EMPLOYEE				DESIGNATION	NATURE OF EMPLOYMENT	RATE PER MONTH	DATE OF EMPLOYMENT	EMPLOYED DURING THE YEAR	REMARKS
	LAST NAME	FIRST NAME	SUFFIX	MIDDLE NAME						
121	EMPLEO	JENNIE		LUCILLA	Principal Engineer D	Permanent	47,530.00	07/19/2004	12 MONTHS	
122	ENGBINO	NOLAN		RAJAL	Water/Sewerage Maintenance Man C	Permanent	13,807.00	01/15/2003	12 MONTHS	
123	ESPERAS	ELMER		AMBE	Welder B	Permanent	15,884.00	02/15/1996	12 MONTHS	
124	ESPINOSA	ABNER		PACUMA	Precision Instrument Repair & Maintenance Serv. Chief	Temporary	32,053.00	01/08/1992	12 MONTHS	
125	ESTAÑO	ANNABELLE		DEL PUERTO	Division Manager A	Permanent	86,462.00	05/22/1981	12 MONTHS	
126	ESTAÑO	JULIETO		PASTOR	Sr. Water Resources Facilities Optr A	Permanent	21,432.00	11/27/1985	12 MONTHS	
127	ESTAÑO	LENDON		DEL PUERTO	Senior Engineer A	Permanent	35,106.00	09/15/2014	12 MONTHS	
128	ESTONILO	DANILO		GALLENTE	Water Maintenance Man C	Permanent	14,567.00	06/14/1993	12 MONTHS	
129	ESTRADA	PETER	JR.	PACANA	Sr. Customer Service Officer	Permanent	43,172.00	07/12/1994	12 MONTHS	
130	EVANGELISTA	ALLAN		SERBITO	Senior Engineer A	Permanent	35,106.00	02/01/2017	12 MONTHS	
131	FELICILDA	CHARLITO		MABAYLAN	Utility Worker A	Permanent	13,807.00	10/01/1997	12 MONTHS	
132	FERIDO	RHONA KIM		UBAY-UBAY	Principal Engineer D	Permanent	46,791.00	09/01/2014	12 MONTHS	
133	FERNANDO	ROEL		ABRATIGUIN	Housekeeping Services Assistant	Permanent	15,643.00	07/01/1992	12 MONTHS	
134	FINNEMORE	EUJELYN		LARANIO	Property/Supply Assistant B	Permanent	17,505.00	05/01/2017	12 MONTHS	
135	FLOIRENDO	CECILE		ALCANTARA	Supervising Industrial Relations Mgt Officer B	Permanent	46,791.00	1/25/1999	12 MONTHS	
136	FLORES	ADELFA		LIM	Division Manager A	Permanent	86,462.00	09/13/1979	6 MONTHS & 14 DAYS	Retired: 07/14/2020
137	FRIAS	JILDRETH		PADINIT	Principal Engineer D	Permanent	46,791.00	10/29/2013	12 MONTHS	
138	GABATO	RONALD		TAYTAY	Utility Worker A	Permanent	13,527.00	07/21/1997	12 MONTHS	
139	GABUTAN	JASON		ABONITALLA	Heavy Equipment Operator	Temporary	18,784.00	09/01/2018	12 MONTHS	
140	GAID	RUEL		BONALOS	Water/Sewerage Maintenance Man A	Permanent	17,505.00	08/06/1999	12 MONTHS	
141	GALARIO	NILO		ORDINAN	Water/Sewerage Maintenance Man A	Permanent	17,663.00	01/08/1992	12 MONTHS	
142	GALARRITA	REYVIC		PALASAN	Senior Internal Control Officer A	Permanent	42,159.00	02/10/1997	12 MONTHS	
143	GALLARDO	DESIDERIO		INFIESTO	Water/Sewerage Maintenance Man C	Permanent	14,128.00	04/04/1994	12 MONTHS	
144	GALLEGO	ANGELITA		SAN JUAN	Water/Sewerage Maintenance Man C	Permanent	14,567.00	07/04/1994	12 MONTHS	
145	GALLEGO	FERDINAND		SABEJON	Customer Service Assistant E	Permanent	14,567.00	11/16/1988	12 MONTHS	
146	GALOLO	JANEL DIONNE		YAMUT	Cashier D	Permanent	20,219.00	05/01/2017	12 MONTHS	
147	GAMOLO	VICENTE		DEIPARINE	Water Resources Facilities Operator A	Temporary	17,505.00	04/24/2006	12 MONTHS	
148	GARCIA	CHRISTIAN		DAGUIT	Auto Mechanic C	Temporary	13,807.00	01/16/2019	12 MONTHS	
149	GAZO	JOVITO		AYOD	Plant Electrician B	Temporary	20,219.00	04/24/2006	12 MONTHS	
150	GEMOTO	JIGGER		ESTANOL	Plant Mechanic B	Temporary	20,219.00	04/24/2006	12 MONTHS	
151	GENTILES	DORIS		BAJE	Customer Service Assistant A	Permanent	24,495.00	05/13/1993	12 MONTHS	
152	GIMENA	JULIUS		BASADRE	Water Utilities Management Officer A	Permanent	35,106.00	09/16/2016	12 MONTHS	
153	GO	PABLO	JR.	ROSALIJOS	Water/Sewerage Maintenance Man C	Permanent	13,807.00	11/15/2017	12 MONTHS	
154	GODORNES	DIXTON		GRANADA	Water/Sewerage Maintenance Man C	Permanent	13,807.00	11/15/2017	12 MONTHS	
155	GOYLAN	EDGARDO		PALMA	Senior Auto Mechanic	Temporary	20,219.00	04/04/1994	12 MONTHS	
156	GUINITARAN	ERWIN		JABOL	Driver	Permanent	13,807.00	07/01/1994	12 MONTHS	
157	GULIGADO	FERDINAND		GALARPE	Senior Instrument Technician	Temporary	22,316.00	03/11/1992	12 MONTHS	
158	HALIBAS	ROCEL		LOYOLA	Data Encoder Controller	Permanent	20,219.00	06/26/1990	12 MONTHS	

ANNEX C



Water Accessibility - Our Priority!

## CAGAYAN DE ORO CITY WATER DISTRICT

Corrales Avenue, Cagayan de Oro City

### PERSONNEL INVENTORY AS OF DECEMBER 31, 2020

	NAME OF EMPLOYEE				DESIGNATION	NATURE OF EMPLOYMENT	RATE PER MONTH	DATE OF EMPLOYMENT	EMPLOYED DURING THE YEAR	REMARKS
	LAST NAME	FIRST NAME	SUFFIX	MIDDLE NAME						
159	HANGINAN	WEBSTER GERALD		BANGOY	Senior Water Resources Facilities Operator A	Permanent	20,219.00	01/13/1997	12 MONTHS	
160	HAOS	AILEEN		BAYRON	Senior Laboratory Technician	Temporary	24,495.00	08/01/2015	12 MONTHS	
161	HITUTUJANE	EDUARDO		TABIGUE	Water Maintenance Man C	Permanent	14,345.00	06/24/1992	12 MONTHS	
162	IBARRA	ALADIN		BANUAG	Sr. Water Utilities Management Officer A	Permanent	43,687.00	01/21/1992	12 MONTHS	
163	IBAYA	VIDIAMOR		ABREA	Sr. Cashier	Permanent	43,687.00	09/06/1986	12 MONTHS	
164	JABLA	GOLDENA		AGCOPRA	Customer Service Assistant C	Permanent	18,643.00	05/01/1980	8 MONTHS & 5 DAYS	Retired: 09/05/2020
165	JABLA	GOLDA MAR		AGCOPRA	Water Resources Facilities Operator B	Temporary	15,524.00	06/07/2007	5 MONTHS & 22 DAYS	Deceased: 06/22/2020
166	JAMERO	ANNIE		LABITAD	Senior Customer Service Officer	Permanent	44,210.00	08/01/1990	12 MONTHS	
167	JAMERO	JOEL		BACUS	Principal Engineer D	Permanent	47,530.00	12/18/1996	12 MONTHS	
168	JAMES	ALCRIS		PAGARAN	Water/Sewerage Maintenance Man C	Permanent	13,807.00	06/01/2017	12 MONTHS	
169	JOAQUIN	CRIS REY		GALINEA	Draftsman A	Permanent	17,663.00	09/01/2009	12 MONTHS	
170	JUDITH	MARIA NANETH		FACTURA	Public Relations Officer A	Permanent	32,053.00	03/25/2010	12 MONTHS	
171	JUDITH	JEFFERSON		KIUNISALA	Administration Services Assistant C	Permanent	17,505.00	01/16/2019	12 MONTHS	
172	KIUNISALA	MARY ROSE		ARRIOLA	Storekeeper B	Permanent	22,936.00	06/21/2007	12 MONTHS	
173	LABIS	ALEJANDRITO		OBSIOMA	Utility Worker A	Permanent	24,495.00	06/06/1994	12 MONTHS	
174	LABITAD	MARIAN		CABABARROS	Internal Control Assistant A	Permanent	13,019.00	05/01/2017	12 MONTHS	
175	LACAYA	VEVENCIO	JR.	CASEÑAS	Instrument Technician A	Temporary	20,219.00	03/11/1991	12 MONTHS	
176	LADERA	NIEVA		ADOR	Division Manager A	Permanent	17,505.00	03/15/1993	12 MONTHS	
177	LAGO	RICKY		PAASA	Utility Worker B	Permanent	86,462.00	08/13/1998	12 MONTHS	
178	LAGO	STEVE		TABOCLAON	Water Maintenance Man C	Permanent	11,551.00	05/15/1991	12 MONTHS	
179	LAO	CAROLINA		BACONGA	Department Manager A	Permanent	14,567.00	03/19/1986	12 MONTHS	
180	LARANJO	SULDIE		DAPANAS	Department Manager A	Permanent	111,381.00	01/16/1989	12 MONTHS	
181	LAREDE	ROMEO		RICO	Auto Repair Foreman	Permanent	109,593.00	10/28/1982	12 MONTHS	
182	LEGASPI	OLIVER MARIO		MONSANTO	Light Equipment Operator	Permanent	31,775.00	01/09/1989	12 MONTHS	
183	LIM	GIBSON		MABANSAG	Customer Service Officer B	Permanent	29,277.00	06/07/2007	12 MONTHS	
184	LINAAC	ELEZAR		JACUTIN	Assitant General Manager	Permanent	123,839.00	04/13/1981	12 MONTHS	
185	LLENAS	MARIBETH		MARMITA	Materials Planning/Procurement Officer A	Permanent	35,106.00	01/21/2010	12 MONTHS	
186	LOBIDO	ERWIN		LA VICTORIA	Water Resources Facilities Optr A	Permanent	20,219.00	10/02/1995	12 MONTHS	
187	LOMOLJO	DIOVIR ADRIAN		CARACHO	Customer Service Assistant E	Permanent	13,807.00	01/16/2019	12 MONTHS	
188	LONoy	GRACE ANGELI		GONZALES	Senior Computer Services Programmer	Permanent	35,522.00	10/01/2009	12 MONTHS	
189	MAAGAD	GERRY		BANUAG	Division Manager A	Permanent	85,074.00	03/19/1986	12 MONTHS	
190	MACALOLOT	ANNALYN		FLORENDO	Senior Research Analyst A	Permanent	35,106.00	05/16/2011	12 MONTHS	
191	MACMANG	MARLUNA		MONTESA	Technical Assistant A	Permanent	67,933.00	07/24/1997	12 MONTHS	
192	MADRIGAL	ISIDRO	JR.	YOUNG	Water/Sewerage Maintenance Head	Permanent	35,106.00	01/25/1994	12 MONTHS	
193	MADRIGAL	BRYAN IAN		CAHOY	Customer Service Assistant C	Permanent	17,505.00	01/25/1994	12 MONTHS	
194	MAGHANOY	SHEILA MAE		INTUD	Property/Supply Assistant B	Permanent	16,758.00	01/16/2019	12 MONTHS	
195	MAGNA	GERMAN		CUAY	Water Resources Facilities Operator A	Permanent	26,754.00	01/22/1996	12 MONTHS	
196	MAGRIÑA	JOSEPH		ABALDE	Customer Service Officer B	Permanent	42,159.00	07/15/2014	12 MONTHS	
197	MASANGCAY	FELIX JOEY		MADDELA	Senior Office Equipment Technician A	Permanent	26,754.00	11/04/1999	12 MONTHS	

page 21 of



## CAGAYAN DE ORO CITY WATER DISTRICT

Corrales Avenue, Cagayan de Oro City

### PERSONNEL INVENTORY AS OF DECEMBER 31, 2020

NAME OF EMPLOYEE				DESIGNATION	NATURE OF EMPLOYMENT	RATE PER MONTH	DATE OF EMPLOYMENT	EMPLOYED DURING THE YEAR	REMARKS	
LAST NAME	FIRST NAME	SUFFIX	MIDDLE NAME							
198	MELLIJOR	PABLO		MAHUMOT	Utility Worker A	Permanent	42,159.00	8/6/1993	12 MONTHS	
199	MINDAJAO	VINCENT		MADRONERO	Water/Sewerage Maintenance Head	Permanent	26,754.00	04/12/1994	12 MONTHS	
200	MIRAMONTE	RUSSEL		OLOROCISIMO	Clerk Processor B	Permanent	42,159.00	08/07/2017	12 MONTHS	
201	MIRASOL	NEPTALIE		RIFAMONTE	Water/Sewerage Maintenance Man A	Permanent	26,754.00	08/01/2015	12 MONTHS	
202	MISO	ANTHONY EZEKIEL		ESTOQUE	Customer Service Assistant B	Permanent	42,159.00	02/15/2018	12 MONTHS	
203	MULAWAN	EMMANUEL		CAÑUSA	Senior Draftsman	Permanent	26,754.00	07/04/1990	12 MONTHS	
204	MUTIA	LILIBETH		ABIAN	Customer Service Officer A	Permanent	42,159.00	03/07/1995	12 MONTHS	
205	NAGAC	WELGARY		ANGELES	Water/Sewerage Maintenance Man C	Permanent	26,754.00	05/01/2017	12 MONTHS	
206	NAJEAL	EDNA		SALAZAR	Division Manager A	Permanent	42,159.00	05/23/1994	12 MONTHS	
207	NAMOCOT	NORIAN		CANTON	Cashier A	Permanent	26,754.00	01/10/1994	12 MONTHS	
208	NAPONE	TEODORO		DALAGAN	Housekeeping Services Assistant	Permanent	42,159.00	09/08/1982	12 MONTHS	
209	NAVARRO	ANALE		CABUSOG	Liaison Aide	Permanent	26,754.00	12/05/1995	12 MONTHS	
210	NAVARRO	JESUS		CABUSOG	Water/Sewerage Maintenance Man C	Permanent	42,159.00	01/16/2019	12 MONTHS	
211	NERI	CARLITO		BALAORO	Corporate Budget Officer C	Permanent	26,754.00	02/28/2010	12 MONTHS	
212	NERI	SHARON		CHIONG	Supervising Records Officer	Permanent	42,159.00	02/10/1999	12 MONTHS	
213	NG	JANET		GUEVARA	Supervising Data Analyst Controller	Permanent	40,267.00	04/08/1981	12 MONTHS	Retired: 12/31/2020
214	NG	WILFREDO	JR.	GUEVARA	Senior Engineer A	Permanent	41,789.00	10/01/2015	12 MONTHS	
215	NOBLE	SANDRA		DAING	Data Encoder Controller	Permanent	35,106.00	01/02/1992	12 MONTHS	
216	OCCEÑA	ENRIQUE		DACULOS	Sr. Water Resources Facilities Optr A	Permanent	21,079.00	05/27/1991	12 MONTHS	
217	OCCEÑA	DARRYL FRANCIS		JABAR	Water Utilities Management Officer A	Permanent	35,106.00	01/16/2017	12 MONTHS	
218	OGATES	DANILO		ABAN	Weider A	Temporary	16,758.00	01/16/2019	12 MONTHS	
219	OLEGARIO	ELISA		NADUMA	Senior Accounting Processor A	Permanent	17,505.00	04/08/1992	12 MONTHS	
220	OLVIDA	JUDY		LIM	Data Analyst Controller	Permanent	24,779.00	05/02/2011	12 MONTHS	
221	ONDAP	MICHELLE ANNE		GIMENO	Customer Service Assistant C	Permanent	26,754.00	01/16/2019	12 MONTHS	
222	ORCAJO	RONALD REY		BAAL	Building Electrician B	Temporary	17,505.00	01/16/2019	12 MONTHS	
223	OREDINA	JOSEPH LOU		CUIZON	Transport Officer A	Permanent	15,524.00	07/18/2011	12 MONTHS	
224	ORLANDA	EMMANUEL		MABANTA	Water/Sewerage Maintenance Head	Permanent	32,431.00	01/13/1997	12 MONTHS	
225	ORTEGA	HEATHCLIFF		BARCERAS	Customer Service Officer B	Permanent	35,106.00	05/16/2016	12 MONTHS	
226	ORTEGA	MA. FE		MORALES	Cashier B	Permanent	29,277.00	03/14/1997	12 MONTHS	
227	PAAYAS	CRISTINO		OLEGARIO	Water Maintenance Man C	Permanent	29,277.00	01/24/1990	12 MONTHS	Retired: 12/31/2020
228	PABILLARAN	ANTONIO		PASALLA	Water Maintenance Head	Permanent	14,567.00	03/11/1991	12 MONTHS	
229	PABILLARAN	KENNY JEAN		APAL	Cashier D	Permanent	35,943.00	09/01/2016	12 MONTHS	
230	PABORALINAN	RENE BOY		BASADRE	Water/Sewerage Maintenance Head	Permanent	20,219.00	04/19/1994	12 MONTHS	
231	PACTOLERIN	LORETO	JR.	JADAP	Painter B	Permanent	35,106.00	04/07/1994	12 MONTHS	
232	PACUBAS	MICHAEL		MURILLO	Water/Sewerage Maintenance Man C	Permanent	13,631.00	05/02/1994	12 MONTHS	
233	PAIGALAN	ERLITO		BRUCE	Customer Service Assistant C	Permanent	13,807.00	04/10/1984	12 MONTHS	
234	PARREL	MICHAEL		CAMANOCAN	Sr. Water Resources Facilities Optr A	Permanent	18,643.00	01/15/1992	12 MONTHS	
235	PAYLA	ERWIN		OBSIOMA	Water/Sewerage Maintenance Man C	Permanent	20,388.00	10/03/1994	12 MONTHS	
236	PEPITO	ATANCIO		GINGONE	Customer Service Assistant D	Permanent	24,495.00	11/22/1996	12 MONTHS	
237	PETERE	PEDRO		TENIO	Water/Sewerage Maintenance Man C	Permanent	14,128.00	06/01/1995	12 MONTHS	

Page 22 of



**CAGAYAN DE ORO CITY WATER DISTRICT**  
Corrales Avenue, Cagayan de Oro City

**PERSONNEL INVENTORY AS OF DECEMBER 31, 2020**

NAME OF EMPLOYEE				DESIGNATION	NATURE OF EMPLOYMENT	RATE PER MONTH	DATE OF EMPLOYMENT	EMPLOYED DURING THE YEAR	REMARKS	
LAST NAME	FIRST NAME	SUFFIX	MIDDLE NAME							
238	PLATITAS	TITO		ELUMBARING	Plant Helper C	Permanent	14,456.00	06/14/1993	12 MONTHS	
239	QUIBLAT	MARISSA		CUAY	Senior Internal Control Officer A	Permanent	45,816.00	03/30/1987	12 MONTHS	
240	RAMIRO	MARISA MAY		LUGA	Cashier A	Permanent	35,106.00	10/16/1991	12 MONTHS	
241	RAMONAL	BERNIE		CABLINDA	Water Resources Facilities Operator B	Temporary	15,524.00	06/28/2007	12 MONTHS	
242	RAMOSO	LYNDON		LACKER	Senior Engineer A	Permanent	37,681.00	06/05/1995	12 MONTHS	
243	RAMOSO	CHARLYN		JAVIER	Cashier D	Permanent	20,219.00	05/01/2017	12 MONTHS	
244	RANA	FEB CLEP		BAUTISTA	Water/Sewerage Maintenance Man C	Permanent	13,807.00	01/16/2019	12 MONTHS	
245	RANA	VINCENT ALFIE		BAUTISTA	Instrument Technician A	Temporary	17,505.00	08/01/2015	12 MONTHS	
246	RAPIRAP	RUEL		ANAY	Customer Service Officer B	Permanent	29,277.00	08/01/2001	12 MONTHS	
247	RATUNIL	MARK		JANOG	Senior Water Maintenance Man A	Permanent	24,495.00	07/19/1995	12 MONTHS	
248	REALISTA	ZALDY		GAMAYA	Driver	Permanent	14,567.00	01/15/1993	12 MONTHS	
249	RECTO	OMELFA		CASIÑO	Asssitant General Manager	Permanent	123,839.00	08/01/1977	12 MONTHS	
250	REQUINO	JOSE	JR.	POLLEROS	Auto Mechanic C	Permanent	14,345.00	07/28/1998	12 MONTHS	
251	REYES	KHYRYLL MAE		ARBON	Senior Engineer A	Permanent	35,106.00	11/01/2013	12 MONTHS	
252	RIVERA	RODRIGO		PAUROM	Water/Sewerage Maintenance Man A	Permanent	17,505.00	09/04/1990	12 MONTHS	
253	ROA	RAYMOND		RAMIRO	Senior Water Utilities Mgnt Officer	Permanent	15,643.00	12/08/1986	12 MONTHS	
254	ROA	JEROME		ENTERINA	Water Resources Facilities Operator B	Permanent	15,643.00	04/24/2006	12 MONTHS	
255	RODA	GEEMARIE GRACE		ALINGAL	Research Assistant B	Permanent	45,816.00	07/08/2017		
256	RODRIGUEZ	JASMIN		AMPIT	Sr. Material Planning Officer	Permanent	39,854.00	09/26/1983	12 MONTHS	
257	RODRIGUEZ	ROLLY		ECHEM	Driver	Permanent	13,807.00	08/02/2001	12 MONTHS	
258	ROMERO	ROGELYN		BELCIRA	Cashier C	Permanent	24,495.00	05/19/2011	12 MONTHS	
259	ROSETE	GROMICO		SAARENAS	Precision Instrument Repair & Maintenance Serv. Chief	Temporary	32,053.00	04/26/1989	12 MONTHS	
260	RUFINO	KRISTA AIZEL		MIEGO	Property/Supply Officer B	Permanent	24,495.00	09/16/2016	12 MONTHS	
261	RUITA	LYRRALYN		ALCANTAR	Supervising Property/Supply Officer	Permanent	42,662.00	11/02/1993	12 MONTHS	
262	RUITA	LEO		NERI	Driver	Permanent	14,456.00	01/02/1996	12 MONTHS	
263	SABANAL	JOYCE		SASUMAN	Clerk Processor C	Permanent	14,567.00	10/08/1984	12 MONTHS	
264	SABIT	AGNES MARIE		UBAN	Engineering Assistant B	Permanent	17,505.00	10/02/2017	12 MONTHS	
265	SABURAO	ARVIN		NAVE	Auto Mechanic C	Temporary	13,807.00	05/16/2016	12 MONTHS	
266	SAGRADO	LADELE		ABARQUEZ	Division Manager A	Permanent	86,462.00	08/22/1994	12 MONTHS	
267	SAJONIA	EDIBERT		QUERE-QUERE	Customer Service Officer A	Permanent	35,106.00	08/13/2001	12 MONTHS	
268	SALARDA	EULJUN		BACLAYON	Senior Engineer A	Permanent	35,106.00	05/16/2016	12 MONTHS	
269	SALAZAR	THOMAS		SALVAÑA	Water/Sewerage Maintenance Man C	Permanent	13,807.00	08/02/2001	12 MONTHS	
270	SALCEDO	RHEDIA MARTINIETTA		SEVILLANO	Division Manager A	Permanent	86,462.00	08/01/1985	12 MONTHS	
271	SALCEDO	FREDERICK		ESCALANTE	Driver	Permanent	14,567.00	05/13/1981	12 MONTHS	
272	SALCEDO	JORDAN		GANZAN	Welder A	Permanent	18,146.00	04/12/1994	12 MONTHS	
273	SALCEDO	NELSIE		MAAGAD	Senior Water Maintenance Man A	Permanent	24,779.00	10/18/1984	12 MONTHS	
274	SALIRING	NICO DELFIN		SUDARIO	Auto Mechanic C	Temporary	13,807.00	08/01/2014	12 MONTHS	
275	SALTIGA	RAE ANNE		MANOS	Secretary A	Permanent	18,784.00	09/16/2016	12 MONTHS	
276	SANDOVAL	ARNOLD		ARIOSIA	Internal Control Officer A	Permanent	27,067.00	09/27/1999	12 MONTHS	

page 23 of

ANNEX C



## CAGAYAN DE ORO CITY WATER DISTRICT

Corrales Avenue, Cagayan de Oro City

### PERSONNEL INVENTORY AS OF DECEMBER 31, 2020

277	NAME OF EMPLOYEE				DESIGNATION	NATURE OF EMPLOYMENT	RATE PER MONTH	DATE OF EMPLOYMENT	EMPLOYED DURING THE YEAR	REMARKS
	LAST NAME	FIRST NAME	SUFFIX	MIDDLE NAME						
277	SARDA	DANILO		BULING	Water Maintenance Man C	Permanent	14,128.00	08/05/1994	12 MONTHS	
278	SAROL	FERNANDO	JR.	LUMACAD	Transport Maintenance Supervisor	Permanent	45,816.00	04/01/1992	12 MONTHS	
279	SAYSON	ALEJANDRO	SR.	RASONABLE	Water/Sewerage Maintenance Man B	Permanent	15,524.00	08/07/1995	12 MONTHS	
280	SECOR	REYNALDO	JR.	ALMONTERO	Senior Engineer A	Permanent	35,106.00	05/16/2016	12 MONTHS	
281	SEMAÑA	JOSEPHINE		CHAVEZ	Data Encoder Controller	Permanent	21,432.00	02/10/1986	12 MONTHS	
282	SEÑARA	RODOLFO		BAJAO	Water/Sewerage Maintenance Head	Permanent	35,943.00	03/11/1991	12 MONTHS	
283	SERIÑA	JOHN MICHAEL		PUYO	Corporate Account Analyst	Permanent	26,754.00	10/29/2013	12 MONTHS	
284	SILMA	JOVITO		MACAMAY	Water/ Sewerage Maintenance Man A	Permanent	17,505.00	06/14/1993	12 MONTHS	
285	SIMBA	ROLAND		NERI	Driver	Permanent	14,128.00	06/01/1998	12 MONTHS	
286	SIMENE	JOHN ARIEL		YAPAO	Customer Service Officer A	Permanent	35,106.00	01/22/1996	12 MONTHS	
287	SIO	EPIFANIO		KAAMINO	Water Maintenance Man B	Permanent	15,643.00	03/11/1991	12 MONTHS	
288	SOLIS	ROLANDO		VILLAZORDA	Utility Worker A	Permanent	13,019.00	05/02/1994	12 MONTHS	
289	STA. RITA	JUANITO	JR.	ABRIS	Water Maintenance Man C	Permanent	14,567.00	03/22/1993	12 MONTHS	
290	SUNIEL	RICHO		ARNALDO	Sr. Water Utilities Management Officer	Permanent	43,687.00	02/03/1992	12 MONTHS	
291	SURALTA	RAPHAEL		FUERTES	Senior Engineer A	Permanent	35,106.00	11/01/2013	12 MONTHS	
292	SUSMIRAN	KATHERINE		CALVEZ	Records Officer A	Permanent	35,106.00	01/01/2013	12 MONTHS	
293	TAAL	WARREN JAY		LEGASPI	Laboratory Technician A	Permanent	20,388.00	01/15/1992	12 MONTHS	
294	TABIAN	ROGER		BUNA	Water/Sewerage Maintenance Man B	Permanent	15,524.00	05/24/1993	12 MONTHS	
295	TAGLUCOP	JOHN D EMEER		EBORA	Principal Engineer D	Permanent	47,530.00	03/16/1995	12 MONTHS	
296	TAGOCON	DANTE		DIABAN	Utility Worker A	Permanent	13,019.00	02/14/1995	12 MONTHS	
297	TAÑA	RONNIE		OBIAL	Sr. Water Resources Facilities Optr A	Temporary	20,388.00	01/15/1992	12 MONTHS	
298	TAPONGOT	JENALYN		NOOL	Customer Service Assistant E	Permanent	13,807.00	02/15/2018	12 MONTHS	
299	TEJADA	JULITO		BELARA	Welder B	Temporary	15,643.00	08/05/1994	12 MONTHS	
300	TENESTRANTE	DANILO	JR.	LEQUIN	Water Resources Facilities Operator B	Temporary	15,524.00	05/16/2016	12 MONTHS	
301	TENIO	MARIO	JR.	DELVO	Water Resources Facilities Operator B	Temporary	15,524.00	05/16/2016	12 MONTHS	
302	TEOPIZ	EARL JOHN		QUIDER	Senior Office Equipment Technician A	Temporary	24,495.00	05/01/2017	12 MONTHS	
303	TERRADO	ANGELA		SALCEDO	Cashier B	Permanent	30,322.00	09/07/1988	12 MONTHS	
304	TESORO	EDWARD		PAQUINO	Department Manager A	Permanent	111,381.00	10/01/1979	12 MONTHS	
305	TOCLE	NIKKO		MOLINA	Plant Electrician A	Permanent	24,495.00	01/01/2013	12 MONTHS	
306	TOLENTINO	JOHNEL		DAMALAN	Water/Sewerage Maintenance Man C	Permanent	13,807.00	05/16/2016	12 MONTHS	
307	TOLENTINO	NOREEN LAURENCE		NERI	Customer Service Assistant C	Permanent	24,495.00	05/04/1992	12 MONTHS	
308	TOLENTINO	ROSELYN		LIBRES	Senior Corporate Accountant A	Permanent	42,662.00	10/29/2013	12 MONTHS	
309	TONGCO	ALEX		TAMPUS	Instrument Technician B	Permanent	16,129.00	05/08/1992	12 MONTHS	
310	TORILLO	RUDY		UBAY-UBAY	Driver	Permanent	14,456.00	04/01/1992	12 MONTHS	
311	TORRES	FLORO	SR.	CAGUINDAGAN	Water Utilities Management Officer A	Permanent	35,943.00	02/17/1997	12 MONTHS	
312	TUVILLA	AMELITA VICTORIA		VILLARANDA	Division Manager A	Permanent	86,462.00	04/04/1984	12 MONTHS	
313	TUVILLA	YOSEF EDGAR		VILLARANDA	Engineering Assistant B	Permanent	17,505.00	02/15/2018	12 MONTHS	
314	UA-O	WILKARH		DAANG	Carpenter B	Temporary	13,019.00	02/01/2018	12 MONTHS	
315	UBAY UBAY	IAN		JOLOYOHOY	Water/Sewerage Maintenance Man C	Permanent	13,807.00	08/02/2001	12 MONTHS	
316	UBAY-UBAY	ED		ABONITALLA	Procurement Assistant A	Permanent	18,784.00	09/01/2017	12 MONTHS	

Page 24 of



Water Accessibility - Our Priority!

## CAGAYAN DE ORO CITY WATER DISTRICT

Corrales Avenue, Cagayan de Oro City

### PERSONNEL INVENTORY AS OF DECEMBER 31, 2020

NAME OF EMPLOYEE				DESIGNATION	NATURE OF EMPLOYMENT	RATE PER MONTH	DATE OF EMPLOYMENT	EMPLOYED DURING THE YEAR	REMARKS	
LAST NAME	FIRST NAME	SUFFIX	MIDDLE NAME							
317	UMARAN	LILIAN		ALCANTAR	Financial Planning Specialist B	Permanent	42,662.00	10/03/1999	12 MONTHS	
318	UMARAN	RONNIE	SR.	VALLEJOS	Water Maintenance Man B	Permanent	16,378.00	10/12/1986	12 MONTHS	
319	UY	NOEL		ROA	Senior Water Resources Facilities Optr A	Permanent	20,219.00	08/08/1995	12 MONTHS	
320	UY	SANDY		TEH	Water Maintenance Man C	Permanent	14,456.00	02/15/1996	12 MONTHS	
321	VALDEHUEZA	ALNEL		OLEGARIO	Sr Water Utilities Management Officer	Permanent	45,274.00	01/21/1992	12 MONTHS	
322	VALENZUELA	MERLE CORAZON		ROXAS	Data Encoder Controller	Permanent	20,731.00	11/16/1990	12 MONTHS	
323	VASALLO	MA. EVELYN		OCIO	Head Cashier	Permanent	47,530.00	10/16/1989	12 MONTHS	
324	VILLANUEVA	EMETERIO		LUSTERIO	Customer Service Assistant C	Permanent	17,848.00	09/17/1990	2 days	Retired: 01/02/2020
325	VILLAREAL	JOSEPH		CRUZ	Senior Instrument Technician	Permanent	24,391.00	02/02/1988	12 MONTHS	
326	VILLAREAL	NOEL		NAGAC	Driver	Permanent	14,456.00	03/22/1993	12 MONTHS	
327	VILLEGAS	GLORIA		HOJAS	Senior Property/Supply Officer A	Permanent	35,943.00	03/01/1993	12 MONTHS	
328	WAO	SHIRDY		EHEM	Senior Customer Service Officer	Permanent	42,662.00	01/13/1997	12 MONTHS	
329	WAO	LARYVELLE		DAANG	Senior Carpenter	Temporary	17,505.00	03/08/2009	12 MONTHS	
330	WE	GISELLE		GALARRITA	Cashiering Assistant	Permanent	17,505.00	01/11/2013	12 MONTHS	
331	YAMBING	JOSEPH		SAMBAAN	Utility Worker A	Permanent	13,424.00	08/02/2001	12 MONTHS	
332	YAMUT	STEVE JERIC		NERI	Customer Service Assistant A	Permanent	24,779.00	12/07/1992	12 MONTHS	
333	YANCHA	BERNARDO	JR.	BIONG	Industrial Relations Development Assistant A	Permanent	20,219.00	05/09/2005	12 MONTHS	
334	YAÑEZ	GRACE JOY		CAPINPUYAN	Senior Engineer A	Permanent	35,106.00	11/01/2013	12 MONTHS	
335	YAÑEZ	MERLINDA		CALUYA	Clerk Processor B	Permanent	16,378.00	06/17/1985	11 MONTHS & 27 DAYS	Retired: 12/27/2020
336	YAÑEZ	ROLDAN		REYES	Water Maintenance Man C	Permanent	17,505.00	07/17/1995	12 MONTHS	
337	YAÑEZ	DANILO		ANTOLO	Utility Worker A	Permanent	13,527.00	03/11/1991	12 MONTHS	
338	YAÑEZ	TITO		CABATUAN	Water Maintenance Man B	Permanent	16,378.00	09/16/1982	8 MONTHS & 1 DAY	Retired: 09/01/2020
339	YAP	EDWIN		DY	Customer Service Assistant A	Permanent	26,560.00	05/10/1993	8 MONTHS	Retired: 08/30/2020
340	YBAÑEZ	NESTOR		BEBIRA	Plant Mechanic A	Temporary	24,495.00	02/16/2005	12 MONTHS	Retired: 12/31/2020
341	YEBRON	PAUL GJHON		NOCHEFRANCA	Management Info/System Design Specialist B	Permanent	42,662.00	04/16/2007	12 MONTHS	
342	YOUNG	ANTONIO		BACSARPA	Division Manager A	Permanent	86,462.00	02/07/1994	12 MONTHS	
343	YUTE	TERTULIANO		PADILLA	Plant Electrician A	Permanent	26,560.00	05/27/1991	8 MONTHS	Retired: 08/31/2020
344	ZAFRA	SERGIO		GUMAPON	Senior Engineer A	Permanent	36,369.00	04/08/1996	12 MONTHS	

page 25 of

PREPARED BY:

**CECILE A. FLORENDO**  
OIC, HR Division

CERTIFIED CORRECT BY:

**LEDELE A. SAGRADO**  
OIC, Administrative Services Dept.

APPROVED:

**BIENVENIDO V. BATAR JR**  
General Manager



*Republic of the Philippines*  
**CAGAYAN DE ORO CITY WATER DISTRICT**  
 Corrales Avenue, Cagayan de Oro City

**SUMMARY OF POLICY-SETTING RESOLUTIONS ADOPTED, REPEALED AND/OR AMENDED BY THE  
 CAGAYAN DE ORO CITY WATER DISTRICT BOARD OF DIRECTORS FOR 2020**

RES. NO.	DATE ENACTED	SUMMARY CONTENT
001-S,2020	8-Jan-20	Authorize the General Manager, Bienvenido V. Batar, Jr. to sign the Memorandum of Agreement (MOA) by and between the Cagayan de Oro City Water District (COWD) and the Mets Logistics, Inc., for the water supply system of Mets Logistics, Inc. dry and cold storage warehouse located at Tablon, Cagayan d Oro City, for and in behalf of COWD.
002-S,2020	8-Jan-20	Declare First Failure of Bidding for the 'one (1) Lot Supply and Delivery of Various Plastic Service Connection Fittings', per specifications under PR No.19-10-05A-0052 on the grounds that the bidder waived their bid offer due to error in the financial proposal. The same is considered incomplete submission and declared non-complying and ineligible using non-discretionary pass or fail criteria;  Resolve further to authorize Management to conduct Second Re-Bidding to Rule X, Section 35.1 of the Revised implementing rules and Regulations (R-IRR) of RA 9184.
003-S,-2020	8-Jan-20	First Failure of Bidding for the 'one (1) Lot Supply and Delivery of Various Plastic Service Connection Fittings', per specifications under PR No.19-10-05A-0052 on the grounds that the bidder waived their bid offer due to error in the financial proposal. The same is considered incomplete submission and declared non-complying and ineligible using non-discretionary pass or fail criteria;  Resolve further to authorize Management to conduct Second Re-Bidding to Rule X, Section 35.1 of the Revised implementing rules and Regulations (R-IRR) of RA 9184.
004-S,2020	8-Jan-20	Award to Apalla Construction & Services as the supplier with the Single Calculated and Responsive Bid for the 'one (1) Lot Replacement of Big Mechanical Meters Installed in Government Establishments with Electromagnetic Flow Meters in Cagayan de Oro City", per specifications under PR No.19-10-07-0178 in the amount of Php 3,380,271.27 and authorize the General Manager, Bienvenido V. Batar, Jr. to sign the Purchase Order and other pertinent documents for and in behalf of COWD.
005-S-2020	8-Jan-20	Award to Wizmaster Computer Sales and Services Corporation as the supplier with the Single Calculated and Responsive Bid for the 'Supply and Delivery of one (1) Lot Additional Structured Cabling Materials and Trainings", per specifications under PR No.19-09-03-0025 in the amount of Php 1,054,946.00 and authorize the General Manager, Bienvenido V. Batar, Jr. to sign the Purchase Order and other pertinent documents for and in behalf of COWD.
006-S,2020	16-Jan-20	authorize the General Manager, Bienvenido V. Batar, Jr. to issue a Special Power of Attorney to Christian Nico D. Fajardo as COWD designated Liaison Officer to transact business with Labis Surveying Office and the Office of the Registry of Deeds for the titling of the seventeen (17) COWD properties and for General Manager Bienvenido V. Batar, Jr. to sign all pertinent documents relative thereto, for and in behalf of COWD.

**"WATER IS LIFE...DON'T WASTE IT"**  
 TEL. NOS.72-62-48•72-96-57; 856-4546• 8564373; TEL. /FAX 72-27-05



007-S,2020	16-Jan-20	Award to Krypton Industrial Resources Co. as the supplier with the Single Calculated and Responsive Bid for the 'one (1) lot supply, delivery, installation, and commissioning of one (1) unit brand new generating set 165 KVA with automatic transfer switch", per specifications under PR No.19-11-08-0117 in the amount of Php 1,856,000.00 and authorize the General Manager, Bienvenido V. Batar, Jr. to sign the Purchase Order and other pertinent documents for and in behalf of COWD.
008-S,2020	12-Feb-20	Approve the Cagayan de Oro City Water District (COWD) Budget for C.Y. 2020 with a Total Utility Operating Revenue of One Billion Three Hundred Fifty Four Million Four Hundred Sixty Eight Thousand Three Hundred Thirty Eight Pesos (P1,354,468,338.00), a copy hereto attached as an integral part of this resolution.
009-S,2020	12-Feb-20	Authorize General Manager Bienvenido V. Batar, Jr. to Issue and sign for and In behalf of Cagayan de Oro City Water District (COWD) In favor of the Joint Venture Company (JVC), Cagayan de Oro Bulk Water Inc.(COBI) the Purchase Order (PO) for the supply and delivery of Bulk Water covering the period 01 January 2020 to 31 December 2020 for a total of 80,000 cubic meters per day covering 60,000 cubic meters per day for the West Area and 20,000 cubic meters per day for the East Area at Php16.00 per cubic meter or a total annual volume of Thirty Million Five Hundred Thousand cubic meters (30,500,000 cu.m.) amounting to Four Hundred Eighty Eight Million Pesos (Php488,000,000.00) in accordance With The Signed Bulk Water Supply Agreement; to be taken from the COWD Approved 2020 Expense Budget.
010-S,2020	12-Feb-20	Authorize General Manager Bienvenido V. Batar, Jr. to approve the reactivation of COWD-NHA CDO Bayanihan Village Phase 1 Account with Development Bank of the Philippines (DBP)-Corrales Branch per Account No.0810-036899-030 and authorize the General Manager and the Cash Division Manager A as principal signatories to sign checks deposited in and withdrawn against said account and other related official transactions, for and in behalf of COWD.
011-S,2020	12-Feb-20	Approve the renewal of the Lease Contract Agreement by and between the Cagayan de Oro City Water District (COWD) and Primestar Realty Development Inc. for rental of the space intended for COWD Sub-Office in Tin-ao for the Year 2020. A monthly rental of Php38,432.63 beginning on January 1, 2020 and ending on December 31, 2020; and to confirm the authority the General Manager, Bienvenido V. Batar, Jr. to sign the Agreement for and in behalf of COWD.
012-S,2020	12-Feb-20	Award to Wizmaster Computer Sales and Services Corporation as the supplier with the Single Calculated and Responsive Bid for the 'supply, delivery, installation & commissioning of 1 lot network , database and application monitoring system", per specifications under PR No.19-10-03-0031 in the amount of Php 1,489,912.00 and authorize the General Manager, Bienvenido V. Batar, Jr. to sign the Purchase Order and other pertinent documents for and in behalf of COWD.
013-S,2020	12-Feb-20	Award to Mie Oro Plast Corporation as the supplier with the Single Calculated and Responsive Bid for the 'one (1) lot supply and delivery of 5,000 pcs. Plastic Union Coupling (P to P) (3/4" Ø) CTS and 5,000 pcs. CTS to ISO Transition (P to P) 3/4" Ø x 25mm Ø", per specifications under PR No.19-09-09-0057 in the amount of Php 2,532,500.00 and authorize the General Manager, Bienvenido V. Batar, Jr. to sign the Purchase Order and other pertinent documents for and in behalf of COWD.
014-S,2020	12-Feb-20	Declare Second Failure of Bidding for the supply, delivery, installation and configuration of 1 lot data privacy equipment, licenses and trainings per specifications under PR No.19-10-03-0030 on the grounds that the supplier tax clearance submitted is no longer valid. Thus, considered incomplete submission and declared non-complying and ineligible bidder using non-discretionary pass/fail criteria per RA 9184, Rule X, Section 35.1b;  Resolve further to authorize Management to conduct negotiated procurement to Rule XVI, Section 53.1 of the Revised Implementing Rules and Regulations (R-IRR) of RA 9184.

015-S,2020	12-Feb-20	<p>Declare Second Failure of Bidding for the one (1) lot supply and delivery of various plastic service connection fittings per specifications under PR No.19-10-05A-0052 on the grounds that the supplier tax clearance submitted is no longer valid thus, considered incomplete submission and declared non-complying and ineligible bidder per RA 9184, Rule X, Section 35.1b ;</p> <p>Resolve Further to authorize Management to conduct negotiated procurement to Rule XVI, Section 53.1 of the Revised Implementing Rules and Regulations (R-IRR) of RA 9184.</p>
016-S,2020	12-Feb-20	<p>Declare Second Failure of Bidding for the one (1) lot supply and delivery of various sizes steel pipes per specifications under PR No.19-09-07-0151 on the grounds that the supplier mayors permit is no longer valid and the lacking submission of valid certification as authorized distributor, trader, dealer or supplier of the product issued by the manufacturer or certification as manufacturer with validity period thus, considered incomplete submission and declared non-complying and ineligible bidder per RA 9184, rule X, Section 35.1b ;</p> <p>Resolve further to authorize Management to conduct negotiated procurement to Rule XVI, Section 53.1 of the Revised Implementing Rules and Regulations (R-IRR) of RA 9184.</p>
017-S,2020	19-Feb-20	<p>Approve the Renewal of Memorandum of Agreement (MOA) by and between Department of Environment and Natural Resources, Community Environment and Natural Resources Office- Initao (DENR-10, CENRO-Initao) and the Cagayan de Oro City Water District (COWD) for the Mahuganao Watershed/Malasag Reforestation Project and to sign the MOA for and in behalf of COWD.</p>
018-S,2020	19-Feb-20	<p>Approve the adoption and implementation of the Department of Budget and Management (DBM) National Budget Circular (NBC) No.579, dated 24 January 2020 and for the implementation of the 'First Tranche of the Modified Salary Standardization LAW V or SSL V Schedule for Civilian Personnel in the National Government effective 1 January 2020 pursuant to Republic Act (RA) No.11466, and to authorize the General Manager, Engr. Bievenido V. Batar, Jr. to sign all pertinent documents relative thereto.</p>
019-S,2020	19-Feb-20	<p>Authorize Management to release the Gratuity Pay for FY 2019 to all Job Order and Contract of Services of the District, pursuant to Administrative Order No.20, dated 10 January 2020, in the amount of One Hundred Fifty Two Thousand Pesos (Php 152,000.00) only, and authorize the General Manager to sign all pertinent documents relative thereto.</p>
020-S,2020	19-Feb-20	<p>Approve the recommendation of the Management for the purchase of the following eleven (11) vehicles with an estimated total amount of PhP19,500,000.00: One (1) unit Truck (6-wheeler) equipped with Hydraulic Boom(@ least 3-ton Capacity) &amp; Hydraulic Tail gate Lifter (@ least 1-ton Capacity) at PhP 7,000,000.00 and ten (10) units Multi-Purpose Vehicle (MPV) for people and equipment transport at PhP1,250,000.00 per unit for the discharge of functions of the different departments which includes the implementation of the Non-Revenue Water Reduction Program, to be taken from the 2020 Approved Budget-Capital Improvement Fund, and authorize the General Manager, Bienvenido V. Batar, Jr. to sign pertinent documents for and in behalf of COWD.</p>

021-S,2020	05-Mar-20	<p>Declare Second Failure of Bidding for the one (1) lot proposed 200mmØ pipeline extension and interconnection in Villa Flora Subdivision, Cugman, CDOC per specifications under PR No.19-10-07-0155 on the grounds that the supplier has incurred delay and has been charged of liquidated damages for its on-going project with COWD based on the assessment by the Engineering Department. Awarding this project to the shall not be beneficial for COWD and would only cause delay in the delivery of service, thus, considered non-responsive and declared ineligible bidder per RA 9184, rule X, Section 35.1b;</p> <p><b>RESOLVE FURTHER</b> to authorize Management to conduct negotiated procurement to Rule XVI, Section 53.1 of the Revised Implementing Rules and Regulations (R-IRR) of RA 9184.</p>
022-S,2020	05-Mar-20	<p>Allow the Management to suspend the implementation of Resolution No.021,s-16, dated 26 February 2016 relative to the guidelines for the grant of billing adjustments to COWD customers and the Management shall review and submit recommendation for possible revision within six (6) months or until 31 August 2020.</p>
023-S,2020	10-Mar-20	<p>Award to MGV Properties, Inc. as the supplier with the Single Calculated and Responsive Bid for the 'one (1) lot twelve 912) months rental of vacant lot intended for parking area of COWD vehicles, per specifications under PR No.20-01-04-0002 in the amount of Php 3,024,000.00 and authorize the General Manager, Bienvenido V. Batar, Jr. to sign the Purchase Order and other pertinent documents for and in behalf of COWD.</p>
024-S,2020	10-Mar-20	<p>Approve the recommendation of Management for the composition of the Two (2) Bids and Awards Committee (BAC) effective April 1, 2020 to December 31, 2020 unless earlier revoked, as follows:</p> <ol style="list-style-type: none"> <li>1. <b>BAC-A (SERVICES, CONSTRUCTION, SERVICE CONNECTION AND WATER SUPPLY MATERIALS)</b>  Chairman : Engr. Elezar J. Linaac  Vice Chairman : Ms. Suldie D. Laranjo  Members : Ms. Susan M. Bonotan  : Engr. Lyndon D. Butron  : Mr. Jose Jiselo P. Abragan</li> <li>2. <b>BAC-B (OFFICE, VEHICLE, EQUIPMENT, AND GENERAL SUPPLIES &amp; MATERIALS)</b>  Chairman : Ms. Omelfa C. Recto  Vice Chairman : Engr. Carolina B. Lao  Members : Engr. Nieva A. Ladera  : Engr. Alex S. Abangan  : Ms. Annabelle D. Estaña</li> </ol>
025-S,2020	18-Mar-20	<p>Approve the conduct of procurement of necessary materials, supplies, equipment, services, and infrastructure projects, through Negotiated Procurement-Emergency Cases pursuant to the provisions of RA 9184. In order to facilitate these procurements, approval of Purchase Orders, Notices of Proceed, and/or, Contracts, regardless of amount, is hereby delegated to the General Manager. However, periodic reports must be submitted to the Board of Directors, stating all activities performed by management related to this.</p> <p>Resolved further, that in the event of necessity due to whatever difficulty in performing procurement activities, the General Manager is authorized to draw a Cash Advance in the amount of PhP 200,000.00 to facilitate procurement. Such Cash Advance shall be subject to liquidation and usual accounting rules and regulations. The General Manager shall inform the Board of Directors through the Chairman, when such event of necessity has occurred and that he has drawn the subject Cash Advance.</p>
026-S,2020	19-Feb-20	<p>Confirm the approval of the COWD Advisories on Customer-related matters in the midst of the COVID-19 Pandemic.</p>

027-S,2020	03-Apr-20	Confirm the approval of the COWD Advisories on Employee-related matters in the midst of COVID-19 Pandemic.
028-S,2020	03-Apr-20	Grant a meal allowance of One Hundred Pesos (PhP100.00) per person to all employees rendering overtime during this time of crisis. This shall be applied to the Water Delivery Team, Leakage Team and Pump Repair Team only. The effectivity will retroact on the date of effectivity of the Executive Order 049, s-2020 of Mayor Oscar S. Moreno placing the entire city of Cagayan de Oro under Community Quarantine last March 19, 2020.
029-S,2020	03-Apr-20	Authorize the General Manager, Bienvenido V. Batar, Jr. to sign the Building permit applications, including building plans, for various projects and other related documents as required by the Office of Building Officials (OBO), for and in behalf of the Cagayan de Oro City Water District (COWD).
030-S,2020	03-Apr-20	Authorize the General Manager, Bienvenido V. Batar, Jr. to sign the Electrical Permit Applications, including Electrical Plans for various projects and other related documents as required by either the Cagayan Electric Power and Light Company (CEPALCO) and the Misamis Oriental Rural Electric Cooperative (MORESCO), for and in behalf of the Cagayan de Oro City Water District (COWD).
031-S,2020	03-Apr-20	Award to International Pipe Industries Corporation (IPI) as the supplier with the Single Calculated and Responsive Bid for the one (1) lot supply and delivery of various sizes steel pipes, per specifications under PR No.19-09-07-0151 in the amount of Php 1,320,000.00 and authorize the General Manager, Bienvenido V. Batar, Jr. to sign the Purchase Order and other pertinent documents for and in behalf of COWD.
032-S,2020	15-Apr-20	Assign and authorize AGM-Designate Edward P. Tesoro to handle the problems arising from the withdrawal of water from the fire hydrants.
033-S,2020	15-Apr-20	Authorize the General Manager, Bienvenido V. Batar, Jr. to purchase Personal Protective Equipment (PPE) with an allotted budget of One Hundred Thousand Pesos (PhP100,000.00) only for donation to Northern Mindanao Medical Center (NMMC), and to authorize the General Manager, to sign the Purchase Order and other pertinent documents for and in behalf of COWD.
034-S,2020	15-Apr-20	Confirm the approval of the COWD Advisories on Customer-related matters in the midst of the COVID-19 Pandemic.
035-S,2020	15-Apr-20	Authorize General Manager Bienvenido V. Batar, Jr. to defer the implementation of the increase in installation fee and service connection maintenance fee due to COVID-19 Pandemic.
036-S,2020	15-Apr-20	Award to Naharo Builders, Inc. as the supplier with the Lowest Calculated and Responsive Bid for the 1 lot storage shed at COWD Property, Kauswagan, Cagayan de Oro City, per PR No.20-01-07-0003, in the amount of One Million Ninety Five Thousand Four Hundred Thirty Six Pesos and Thirty Seven Centavos (PhP1,095,436.37) only for one (1) storage shed at COWD Property, Kauswagan, Cagayan de Oro City; and authorize the General Manager, Bienvenido V. Batar, Jr. to sign the Purchase Order and other pertinent documents for and in behalf of COWD.
037-S,2020	15-Apr-20	Award to Fujitsu Philippines, Inc. as the supplier with the Single Calculated and Responsive Bid for the supply, delivery, installation and configuration of one (1) lot data privacy equipment, licenses and trainings, per specifications under PR No.19-10-03-0030 in the amount of PhP2,382,912.00 and authorize the General Manager, Bienvenido V. Batar, Jr. to sign the Purchase Order and other pertinent documents for and in behalf of COWD.
038-S,2020	15-Apr-20	Approve the recommendation of Management for the grant and release of 2019 Collective Negotiation Agreement (CNA) Incentive in the total amount of Sixteen Million Four Hundred Thousand Pesos (PhP16,400,000.00) of which each employee shall receive an amount not exceeding Twenty Five Thousand Pesos (PhP25,000.00) per DBM Guidelines; to be taken from the Maintenance and Other Operating Expenses (MOOE) Savings for FY 2019 amounted to Sixty Three Million Eighty Five Thousand Seven Hundred Ninety Four Pesos and Twenty One Centavos (PhP63,085,794.21) and to authorize the General Manager, Bienvenido V. Batar, Jr. to sign other pertinent documents for and in behalf of COWD.

039-S,2020	06-May-20	Authorize the General Manager Bienvenido V. Batar, Jr. to get into an agreement with Development Bank of the Philippines (DBP) relative to the COWD deferment of loan payments of monthly loan amortizations for six (6) months and to authorize the General Manager, Bienvenido V. Batar, Jr. to sign other pertinent banking documents for and in behalf of COWD.
040-S,2020	06-May-20	Approve to transfer the amount of Thirty Seven Million Six Hundred Fifteen Thousand Seven Hundred Eighty Five Pesos (P 37,615,785.00) from the General Fund to the following funds: A. Operating Reserve Fund-DBP Acct. No.0810-020010-030 P 8,983,656.00 B. Capital Improvement Fund - DBP Acct. No.0810-027324-030 - P 5,579,975.00 C. Contingency Fund- DBP Acct.No.0810-020017-031 - P 8,983,656.00 COWD Pensions & Benefits Reserve Fund – DBP Account No.00-001467-810-6 - P 14,068,498.00 Total P 37,615,785.00 <b>RESOLVE FURTHER</b> to authorize General Manager Bienvenido V. Batar, Jr. to sign pertinent banking documents for and in behalf of COWD.
041-S,2020	06-May-20	Approve the recommendation of the Management to donate to Claveria Water District (CWD) the amount of Twenty Thousand Pesos (Php 20,000.00) intended for the purchase of one (1) unit 1HP Electric Pump and to authorize the General Manager to sign the pertinent documents for and in behalf of COWD.
042-S,2020	06-May-20	Confirm the approval of the COWD Advisory-07 on Customer-related matters in the midst of the COVID-19 Pandemic and in line with Executive Order No. 049-2020 issued by Mayor Oscar S. Moreno and the declaration of Misamis Oriental as under General Community Quarantine from May 1-15, 2020 by the National Government..
043-S,2020	06-May-20	Authorize the release of the Mid-Year Bonus to all employees of the District who have rendered actual service while occupying a regular and casual position per Budget Circular No.2017-2 dated 8 May 2017 and 20% Premium for Job Order Employees per Civil Service Commission (CSC), Commission on Audit (COA) and Department of Budget and Management (DBM) Joint Circular No.1,s.2018, dated 9 November 2018, amounting to Fourteen Million Five Hundred Sixty Five Thousand Five Hundred Seventy Three Pesos and Twenty Four Centavos (Php14,565,573.24); to be released not earlier than 15 May 2020.
044-S,2020	06-May-20	Declare First Failure of Bidding for supply and delivery of uPVC Pipe Series 8, Class 150 with Rubber O-Ring, 200mm Ø x 6m, per specifications under PR No.20-02-07-0086, on the grounds that no supplier has participated in the bidding thus, no bids were received;  <b>RESOLVE FURTHER</b> to authorize Management to conduct a re-bidding to Rule X, Section 35.1a of the Revised Implementing Rules and Regulations (R-IRR) of RA 9184.
045-S,2020	06-May-20	Award to Mie Oro Plast Corporation as the supplier with the single calculated and responsive bid for the one (1) lot water supply and delivery of various plastic service connection fittings, per specifications under PR No.19-10-05A-0052-Negotiated, in the amount of Php 1,244,895.00 and to authorize the General Manager, Bienvenido V. Batar, Jr. to sign the Purchase Order and other pertinent documents for and in behalf of COWD.
046-S,2020	06-May-20	Award to Apalla Construction & Surveying Services as the supplier with the single calculated and responsive bid for the one (1) lot water supply system for Berjaya Relocation Site, Bugo, Cagayan de Oro City, per specifications under PR No.20-02-07-0060, in the amount of Php 4,601,090.25 and to authorize the General Manager, Bienvenido V. Batar, Jr. to sign the Purchase Order and other pertinent documents for and in behalf of COWD.
047-S,2020	20-May-20	Authorize the General Manager Bienveindo V. Batar, Jr. to write to COBI and request for postponement of the additional 20 MLD delivery by reason of force majeure.

048-S,2020	20-May-20	Confirm the approval of the COWD Advisories No. 8 to 10 concerning water conservation, customer-related matters and workforce schedules in the midst of the COVID-19 pandemic and in line with Inter-Agency Task Force (IATF) Resolution No.37 placing Cagayan de Oro City under General Community Quarantine (GCQ).
049-S,2020	10-June-20	The Board of Directors of the Cagayan de Oro City Water District (COWD) resolved as it hereby resolves, for Cagayan de Oro City Water District (COWD) to enter into a Mutual Confidentiality and Non-Disclosure Agreement with the Development Bank of the Philippines (DBP) regarding the Internet Payment Gateway Facility and to authorize the General Manager Bienvenido V. Batar, Jr. to sign the said agreement and other pertinent documents for and in behalf of COWD.
050-S,2020	10-June-20	Authorize the General Manager, Bienvenido V. Batar, Jr., to place in temporary investment the amount of Nineteen Million Pesos (Php19,000,000.00) with an option for renewal, broken down as follows:  <ol style="list-style-type: none"> <li>1. COWD PENSIONS &amp; BENEFITS FUND AT DBP-Corrales of Php 10,000,000.00 per Acct. No.00-1467-810-6;</li> <li>2. COWD EXPANSION &amp; OPERATING RESERVE AT DBP-Capistrano of Php 9,000,000.00 per Acct. No. 0810-020010-030;</li> </ol> with the Development Bank of the Philippines (DBP) for 6 months or 180 days @ 1.500% per annum and sign pertinent banking documents for and in behalf of COWD.
051-S,2020	10-June-20	Renew the Retainership Agreement of Atty. Vincent Cromwell V. Serina for a period of One(1) Year effective August 2020 with a monthly retainer's fee of Ten Thousand Pesos (Php10,000.00), subject to the written approval from the Office of the Government Corporate Counsel (OGCC) with the concurrence of the Commission on Audit (COA); and authorize the General Manager, Bienvenido V. Batar, Jr. , to sign the Retainership Agreement , for and in behalf of the COWD.
052-S,2020	10-June-20	Confirm the approval of the COWD Advisory No.11 concerning COWD Safety Protocols in the midst of the COVID-19 pandemic and in line with Executive Order No. 062, series of 2020, an order implementing the Barangay Exit Pass Regulation in the City of Cagayan de Oro to further limit the treat of COVID-19 Transmission issued by Mayor Oscar S. Moreno.
053-S,2020	10-June-20	Confirm the approval of the Customer-related COWD Advisory No.12 in the midst of the COVID-19 pandemic and in line with the Declaration of Inter-Agency Task Force (IATF) Resolution No. 47 extending Cagayan de Oro under Modified General Community Quarantine.
054-S,2020	10-June-20	Award to Mie Oro Plast Corporation as the supplier with the Single Calculated and Responsive Bid for the 'one (1) lot supply and delivery of various plastic fittings, per specifications under PR No.20-03-05A-0018 in the amount of Php 1,337,441.00 and authorize the General Manager, Bienvenido V. Batar, Jr. to sign the Purchase Order and other pertinent documents for and in behalf of COWD.
055-S,2020	17-June-20	Approve the request of the Management to write Cagayan de Oro City Bulk Water Inc. (COBI) regarding COWD's interpretation on the Bulk Water Rates as stated in the contract based on the assessment of the Implementation Committee for Bulk Water Supply.
056-S,2020	17-June-20	Approve to implement the leniency in the reconnection policy only for the duration of the current national health emergency.
057-S,2020	01-July-20	Approve the recommendation of the management to extend the waiver of penalties of the water bill payments until July 15, 2020 while the Modified General Community Quarantine (MGCQ) is not yet lifted.
058-S,2020	01-July-20	Confirm the approval of the COWD Advisory No.13 on the extension of the waiver of penalties that includes due dates that fall within the period of March 17 to June 30, 2020 in line with the Declaration of Inter-Agency Task Force (IATF) Resolution No.13 stating Cagayan de Oro will remain under Modified General Community Quarantine.

059-S,2020	01-July-20	Award to Techno-Trade Resources, Inc. as the supplier with the single calculated and responsive bid for the supply and delivery of upvc pipe series 8, class 150 with rubber O-ring 200mm $\phi$ x 6m, per specifications under PR No.20-02-07-0086-Rebidding, in the amount of Php 2,499,943.56 and to authorize the General Manager, Bienvenido V. Batar, Jr. to sign the Purchase Order and other pertinent documents for and in behalf of COWD.
060-S,2020	01-July-20	Approve the proposed budget and program of activities for the 47th COWD Anniversary Celebration in the amount of P898,000.00 to cover the expenses for the Anniversary T-shirt, Sportsfest, Dinner, Thanksgiving Mass, Meals, Program Expenses, Service Awards, Prize for the design to Sanitize Contest, Decoration Expenses, Open House and CSR: Bloodletting.
061-S,2020	15-July-20	Award to Techno-Trade Resources, Inc. as the supplier with the single calculated and responsive bid for the supply and delivery of upvc pipe series 8, class 150 with rubber O-ring 200mm $\phi$ x 6m, per specifications under PR No.20-02-07-0086-Rebidding, in the amount of Php 2,499,943.56 and to authorize the General Manager, Bienvenido V. Batar, Jr. to sign the Purchase Order and other pertinent documents for and in behalf of COWD.
062-S,2020	15-July-20	Approve the Calendar Year (C.Y.) 2020 COWD Organizational Structure and the creation of 46 new positions in C.Y. 2020, and authorize the General Manager, Bienvenido V. Batar, Jr. to submit the same to the Department of Budget and Management (DBM) for approval.
063-S,2020	15-July-20	Award to Apalla Construction and Surveying Services as the supplier with the Single Calculated and Responsive Bid for the 'one (1) lot proposed 200mm $\phi$ and 100mm $\phi$ pipeline extension and interconnection at Villa Flora Subdivision and Talidhay Subdivision, Cugman, CDOC, per specifications under PR No.19-10-07-0155 in the amount of Php 3,165,269.33 and authorize the General Manager, Bienvenido V. Batar, Jr. to sign the Purchase Order and other pertinent documents for and in behalf of COWD.
064-S,2020	05-Aug-20	Approve to change the position title-item no. 25, from Senior Computer Services Programmer with a salary grade 16 to Senior Office Equipment Technical Assistant A with salary grade 12 in the C.Y. 2020 COWD Organizational Structure, and authorize the General Manager, Bienvenido V. Batar, Jr. to submit the same to the Department of Budget and Management (DBM) for approval.
065-S,2020	05-Aug-20	Award to Apalla Construction & Surveying Services as the supplier with the third lowest calculated and responsive bid for the one (1) lot transmission and distribution line with mother meter at Phase 3, Talongan Relocation Site, Calaanan, Canitoan, CDOC, per specifications under PR No.19-06-07-0061 in the amount of Php4,130,875.88 for expansion of level 3 water supply system for CDORSHP-1 at Phase 3 Talongan Relocation Site, Calaanan, Canitoan, CDOC, and authorize the General Manager, Bienvenido V. Batar, Jr., to sign the Purchase Order and other pertinent documents for and in behalf of COWD.
066-S,2020	05-Aug-20	Declare first failure of bidding for the one (1) Lot Rehabilitation of Water Supply System of Barangay Tagpangi, Cagayan de Oro City, per specifications under PR No.20-06-07-0136, on the grounds that all suppliers are declared ineligible and non-complying per Rule X, Section 35.b of the Revised Implementing Rules and Regulations (R-IRR) of RA 91 84 and authorize Management to conduct a re-bidding.
067-S,2020	05-Aug-20	Approve the recommendation of the Management to implement the Payment Scheme available to the customers to choose from as stated above.  Resolve further, to authorize the General Manager to disseminate to the customers the said payment scheme.
068-S,2020	12-Aug-20	Confirm authority of Chairman Eduardo Antonio R. Montalvan and General Manager, Bienvenido V. Batar, Jr. as proxy to vote and sign for and on behalf of COWD in the matters for approval in the annual stockholder's meeting.

069-S,2020	03-Sept-20	Amend Resolution No. 025, S-2019 and to approve the recommendation of the Management to replace the recently-retired Ms. Adelfa L. Flores with Ms. Vanessa A. Chiu as person authorize to transact with the Bureau of Internal Revenue (BIR) for and in behalf of COWD.
070-S,2020	03-Sept-20	Declare first failure of bidding for the one (1) Lot Supply, Delivery, Installation and Commissioning of Brand-New Generator for standby generating set at Macasandig Booster Pumping Station, per specifications under PR No.20-06-08-0049, on the grounds that all supplier are declared ineligible and non-complying per Rule IX, Section 30.1 of the Revised Implementing Rules and Regulations (R-IRR) of RA 9184 and authorize Management to conduct a re-bidding.
071-S,2020	03-Sept-20	Declare First Failure of Bidding for the one (1) Lot Supply and Delivery of Various Push-in Service Connection Fittings, per specifications under PR No.20-06-05A-0030 on the grounds that no supplier has brought the bidding documents, thus no bids are received;  Resolved further to authorize Management to conduct Second Re-Bidding pursuant to Rule X, Section 35.1 (a) of the Revised implementing rules and Regulations (R-IRR) of RA 9184.
072-S,2020	03-Sept-20	Declare First Failure of Bidding for the one (1) Lot Supply and Delivery of Various Galvanized Steel Service Connection Fittings and Materials, per specifications under PR No.20-06-05A-0035 on the grounds that no supplier has participated in the bidding documents, thus no bids are received;  Resolved further to authorize Management to conduct Re-Bidding to Rule X, Section 35.1 of the Revised implementing rules and Regulations (R-IRR) of RA 9184.
073-S,2020	03-Sept-20	Approve to designate Mr. Joseph A. Magrina as head of the Bids and Awards Committee (BAC) Secretariat to replace Ms. Vanessa A. Chiu, effective on September 7, 2020 unless earlier revoked.
074-S,2020	03-Sept-20	Approve the request from the Management to utilize the amount of PhP 793,700.00 to fund the water supply system project to serve the City Isolation Units (CIU) at Eco-Village, Malasag, Cugman, Cagayan de Oro City, to be taken from the COWD Disaster Fund Budget for C.Y.2020.
075-S,2020	07-Oct-20	Award to Constech Asia Corporation as the supplier with the single calculated and responsive bid for the one (1) lot water supply and delivery of various brass straight ball valves with lock wing, per specifications under PR No.20-06-05A-0034, in the amount of Php 2,795,400.00 and to authorize the General Manager, Bienvenido V. Batar, Jr. to sign the Purchase Order and other pertinent documents for and in behalf of COWD.
076-S,2020	07-Oct-20	Award to Mie Oro Plast Corporation as the supplier with the single calculated and responsive bid for the one (1) lot water supply and delivery of various plastic fittings, per specifications under PR No.20-06-05A-0031, in the amount of Php 5,093,975.50 and to authorize the General Manager, Bienvenido V. Batar, Jr. to sign the Purchase Order and other pertinent documents for and in behalf of COWD.
077-S,2020	07-Oct-20	Award to Uni-filed Enterprises, Inc. as the supplier with the single calculated and responsive bid for the supply and delivery of 9,620 sets of 13 mm diameter mechanical water meters, per specifications under PR No.20-06-05A-0036, in the amount of Php 19,230,380.00 and to authorize the General Manager, Bienvenido V. Batar, Jr. to sign the Purchase Order and other pertinent documents for and in behalf of COWD.
078-S,2020	07-Oct-20	Approve the recommendation of the Management for the purchase of the eleven (11) units motor vehicles (1 unit Light Cargo Truck (6-wheeler)-brand new, 1 unit Pick-up Brand New, 3 units MPV (10-12 seaters Brand New, 5 units MPV (8 seaters) Brand New, and 1 unit AUV Brand New) with an estimated total amount of Twelve Million One Hundred Thousand Pesos (PhP12,100,000.00) only, to be taken from the 2020 Approved Budget-Capital Improvement Fund, and authorize the General Manager, Bienvenido V. Batar, Jr. to sign pertinent documents for and in behalf of COWD.



079-S,2020	20-Oct-20	Authorize the General Manger, Bienvenido V. Batar, Jr. to sign the Confidentiality and Non-Disclosure Agreement by and between the Cagayan de Oro City Water District (COWD) and PayMaya for an on-line payment facility.
080-S,2020	04-Nov-20	Authorize the General Manger, Bienvenido V. Batar, Jr. to sign the Merchant Agreement and Mutual Confidentiality and Non-Disclosure Agreement with P.J. Lhuillier, Incorporated (Cebuana) as collecting partner of COWD for water bills payment.
081-S,2020	04-Nov-20	Award to WDC Builders & Supplies as the supplier with the single calculated and responsive bid for the supply and delivery of one (1) lot rehabilitation of water supply system of Barangay Tagpangi, Cagayan de Oro City,, per specifications under PR No.20-06-07-0136, in the amount of Php 5,267,473.83 and to authorize the General Manager, Bienvenido V. Batar, Jr. to sign the Purchase Order and other pertinent documents for and in behalf of COWD.
082-S,2020	17-Nov-20	Award to Mindanao Laboratory Services Joint Venture with MLS JC Construction Services as the supplier with the single calculated and responsive bid for the one (1) lot supply, delivery, installation and commissioning of brand-new generator, per specifications under PR No.20-06-08-0049-Rebidding, in the amount of Php 5,994,500.00 and to authorize the General Manager, Bienvenido V. Batar, Jr. to sign the Purchase Order and other pertinent documents for and in behalf of COWD.
083-S,2020	17-Nov-20	Award to AJA NRW Solutions, Inc. as the supplier with the single calculated and responsive bid for the one (1) lot supply and delivery of various push-in service connection fittings, per specifications under PR No.20-06-05A-0030, in the amount of Php 1,399,200.00 and to authorize the General Manager, Bienvenido V. Batar, Jr. to sign the Purchase Order and other pertinent documents for and in behalf of COWD.
084-S,2020	17-Nov-20	Award to Constech Asia Corporation as the supplier with the Lowest Calculated and Responsive Bid for the 1 lot supply and delivery of various galvanized steel service connection fittings and materials, per PR No.20-06-05A-0035-Rebidding, in the amount of Two Million Two Hundred Fifty Nine Thousand Four Hundred Twenty Pesos (PhP 2,259,420.00) for one (1) lot supply and delivery of various galvanized steel service connection fittings and materials; and authorize the General Manager, Bienvenido V. Batar, Jr. to sign the Purchase Order and other pertinent documents for and in behalf of COWD.
085-S,2020	17-Nov-20	Approve the recommendation of the Bids and Awards Committee (BAC) to enter into a negotiated procurement under emergency case the proposed four (4) units pre-stressed concrete pile with corbel at Bigaan Bridge, Gusa, Cagayan de Oro City and authorize the General Manager, Bienvenido V. Batar, Jr. to sign the Purchase Order and other pertinent documents for and in behalf of COWD.
086-S,2020	17-Nov-20	To authorize the General Manger, Bienvenido V. Batar, Jr. to reactivate the COWD-Capital Improvement Savings Account No.0810-027324-530 with DBP-Corrales which has been dormant due to no transactions since November 07, 2018 and to authorize him to sign pertinent banking documents for an in behalf of COWD.
087-S,2020	17-Nov-20	Approve the release of the COWD Year-end Bonus/13th month pay and Cash Gift for 2020 in the total amount of PhP 17,026,966.18, to be taken from the General Fund of the approved 2020 Budget
088-S,2020	02-Dec-20	award to GEG Builders and Construction Supply as the supplier with the Lowest Calculated and Responsive Bid for the one (1) lot construction of mezzanine floor at COWD Warehouse, Kauswagan, CDOC, per PR No.20-09-07-0228, in the amount of Six Million Nine Hundred Twenty Thousand Six Hundred Thirty Five Pesos (PhP 6,920,635.00), and authorize the General Manager, Bienvenido V. Batar, Jr. to sign the Purchase Order and other pertinent documents for and in behalf of COWD.

089-S,2020	02-Dec-20	Approve the Cagayan de Oro City Water District (COWD) Budget for C.Y. 2021 with a Total Utility Operating Revenue of One Billion Three Hundred Twelve Million Seven Hundred Eighty Four Thousand Nine Hundred Ninety Five Pesos (P1,312,784,995.00), a copy hereto attached as an integral part of this resolution.
090-S,2020	16-Dec-20	Award to Techno Trade Resources, Inc. as the supplier with the Lowest Calculated and Responsive Bid for the one (1) lot supply and delivery of 63mm ø x 60m pipe tubing , per PR No.20-09-05A-0063, in the amount of One Million Four Hundred Thirty One Thousand Two Hundred Fifty One and Forty Centavos (PhP 1,431,251.40), and authorize the General Manager, Bienvenido V. Batar, Jr. to sign the Purchase Order and other pertinent documents for and in behalf of COWD.
091-S,2020	16-Dec-20	Authorize Management to release the Productivity Enhancement Incentive for FY 2020 to all employees of the District who have rendered actual service while occupying a regular, contractual or casual position, pursuant DBM Budget Circular No. 2017-4 dated 4 December 2017 in the amount of Three Million Five Hundred Twelve Thousand Five Hundred Thirty Nine Pesos and Seventy Nine Centavos; to be released effective immediately.
092-S,2020	16-Dec-20	Approve the COWD Virtual Christmas Thanksgiving Party on 23 December 2020 and to grant the release of PhP 383,000.00 intended for this purpose.

**CAGAYAN DE ORO CITY WATER DISTRICT**  
Corrales Avenue, Cagayan de Oro City

**LIST OF  
COWD MAJOR REPORTS PREPARED REGULARLY  
(CY-2020)**

1. Financial Reports
  - a. Balance Sheet Statement
  - b. Statement of Changes in Equity
  - c. Income Statement
  - d. Cash Flow Statement
  - e. Notes to Financial Statement
2. Monthly Data Sheet
3. Monthly Production Report
4. Monthly Operation Report
5. Bacteriological Test
6. Flushing Report
7. Production Wells Monitoring Data Report
8. Summary of Water Production and Consumption
9. Water Sales and Operation Report
10. Water Supply Information Report
11. Service Connection Growth
12. Summary of Accounts Receivable-Customers (Active & Inactive with Aging Schedule)
13. Summary of Complaints
14. Selected Performance Ratio
15. Key Performance Indicator (KPI) Monitoring

---

CAGAYAN DE ORO CITY WATER DISTRICT

---

---

FINANCIAL REPORT

---

December 31, 2020

Date

PHILIPPINE CURRENCY



REPUBLIC OF THE PHILIPPINES  
**CAGAYAN DE ORO CITY WATER DISTRICT**  
Corrales Avenue, Cagayan de Oro City

ANNEX F

**FINANCIAL STATEMENTS**  
December 31, 2020

**TABLE OF CONTENTS**

- 1.) Trial Balance
- 2.) Balance Sheet
- 3.) Statement of Changes in Equity
- 4.) Income Statement
- 5.) Cash Flow Statement
- 6.) Notes to Financial Statements

Prepared by:

**ROSELYN L. TOLENTINO**  
Senior Corporate Accountant A

Checked by:

**VANESSA M. HIU, CPA, MBA**  
OIC Manager, Accounting Division

Noted by:

**RHEDIA MARTINIETTA S. SALCEDO**  
OIC, Finance Manager

Approved by:

**BIENVENIDO V. BATA, JR.**  
General Manager



**REPUBLIC OF THE PHILIPPINES**  
**CAGAYAN DE ORO CITY WATER DISTRICT**  
 Corrales Avenue, Cagayan de Oro City

**ANNEX F**

**Trial Balance**  
**As of December 31, 2020**

Account Name	Account Code	Debit	Credit
Cash -Collecting Officers	10101010	4,699,052.50	
petty Cash	10101020	-	
Local Currency On Hand	10101030	-	
Cash In Bank- Local Currency, Current Account	10102020	158,673,592.73	
Time Deposits-Local Currency	10105020	84,055,348.15	
Investment In Time Deposits-Local Currency	10211010	419,355,915.54	
Accounts Receivable	10301010	452,629,709.05	
Allowance For Impairment-Accounts Receivable	10301011		40,870,386.50
Receivable- Disallowances/Charges	10305010	67,749,716.93	
Due From Officers And Employees	10305020	60,499.55	
Other Receivables	10305990	1,162,672.93	
Allowance For Impairment-Other Receivables	10305991		993,590.75
Work-in-Process Inventory	10403020	176,324.18	
Finished Goods Inventory	10403030	1,967,591.41	
Office Supplies Inventory	10404010	6,173,198.31	
Accountable Forms, Plates And Stickers	10404020	1,458,397.20	
Non-Accountable Forms Inventory	10404030	472,243.01	
Fuel, Oil And Lubricant Inventory	10404080	302,085.68	
Chemicals And Filtering Supplies Inventory	10404120	2,093,806.79	
Construction, Materials Inventory	10404130	166,067,412.98	
Other Supplies And Materials Inventory	10404990	9,245,027.97	
Semi-Expendable Furniture and Fixtures Inventory	10406010	48,683.82	
Semi-Expendable Machinery & Equipment Inventory	10405020	22,026.64	
Land	10601010	40,830,774.18	
Plant-Utility Plant In Service (UPIS)	10603110	1,662,138,322.40	
Accumulated Depreciation-Plant (UPIS)	10603111		991,232,410.42
Buildings	10604010	37,475,015.38	
Accumulated Depreciation-Buildings	10604011		14,341,785.98
Water Plant, Structure And Improvements	10604070	109,810,993.45	
Accumulated Depreciation-Water Plant	10604071		58,035,117.15
Machinery	10605010	307,712,099.97	
Accumulated Depreciation-Machinery	10605011		228,392,819.04
Office Equipments	10605020	61,068,866.40	
Accumulated Depreciation-Office Equipments	10605021		31,915,543.64
Information And Communication Technology Equipment	10605030	14,365,328.57	
Accumulated Depreciation-Information And Communication Equipment	10605031		1,183,893.98
Accumulated Depreciation-Communication Equipment	10605070	11,229,051.13	
Accumulated Depreciation-Communication Equipment	10605071		12,373.80
Construction And Heavy Equipment	10605080	7,280,000.00	
Accumulated Depreciation-Construction And Heavy Equipment	10605081		401,062.50
Disaster Response And Rescue Equipment	10605090	1,049,950.00	
Accumulated Depreciation-Disaster Response And Rescue Equip.	10605091		157,489.50
Sports Equipment	10605130	16,800.00	
Technical & Scientific Equipment	10605140	41,207.82	
Other Equipment	10605990	76,326,298.89	
Accumulated Depreciation-Other Equipment	10605991		10,156,891.71
Motor Vehicles	10606010	91,273,630.48	
Accumulated Depreciation-Motor Vehicles	10606011		46,715,889.94
Furniture, Fixtures And Books	10607010	6,833,738.70	
Accumulated Depreciation-Furniture, Fixtures And Books	10607011		3,435,861.38
Construction In Progress-Infrastructure Assets	10699020	27,376,077.51	
Construction In Progress-Buildings And Other Structures	10699030	172,189,532.28	
Computer Software	10801020	6,270,984.09	
Accumulated Depreciation-Computer Software	10801021		73,502.64
Other Intangible Assets	10801980	4,056,086.48	
Accumulated Depreciation-Other Intangible Assets	10801981		4,524,978.63
Advances to Officers And Employees	19901040	3,503.76	
Advances to Contractor	19902010	1,600,315.64	
Prepaid Registration	19902030	63,154.96	
Prepaid Insurance	19902050	1,040,911.15	
Withholding Tax At Source	19902080	-	
Other Prepayments	19902990	100,918.24	
Guaranty Deposit	19903020	9,552,147.88	
Restricted Funds	19904010	103,001,318.07	
Other Asset	19999990	3,370,923.08	
Accounts Payable	20101010		119,036,849.76
Due to Officers And Employees	20101020		17,225.85
Loans Payable-Domestic	20101030		497,091,764.26
Due to BIR	20201010		6,774,460.42
Due to GSIS	20201020		3,558,597.84
Due to Pag-ibig	20201030		120,616.45



REPUBLIC OF THE PHILIPPINES  
CAGAYAN DE ORO CITY WATER DISTRICT  
Corrales Avenue, Cagayan de Oro City

ANNEX F

Trial Balance  
As of December 31, 2020

Account Name	Account Code	Debit	Credit
Due to Philhealth	20201040		417,924.45
Due to SSS	20201110		599.40
Guaranty/Security Deposit Payable	20401040		34,466,291.55
Customers' Deposits Payable	20401050		9,055,066.05
Other Deferred Credits	20501990		49,989,255.11
Leave Benefits Payable	20601020		15,704,833.79
Other Payables	29999990		9,487,625.73
Government Equity	30101020		866,925.40
Evaluation Surplus	30201010		28,265,234.04
Retained Earnings/ (Deficit)	30701010		1,913,539,107.77
Waterworks System Fees	40202090		1,078,738,314.40
Interest Income	40202210		7,347,970.99
Fines And Penalties-Business Income	40202230		29,405,595.59
Other Business And Business Income	40202990		6,222,259.00
Income From Grants And Donations In Cash	40402010		164,427.17
Miscellaneous Income	40603990		3,775,149.40
Salaries And Wages-Regular	50101010	118,561,633.05	
Salaries And Wages-Casual/Contractual	50101020	36,867,252.43	
Personnel Economic Relief Allowance (Pera)	50102010	15,137,526.25	
Representation Allowance (Ra)	50102020	2,004,625.00	
Transportation Allowance (Ta)	50102030	2,004,625.00	
Clothing/ Uniform Allowance	50102040	3,972,000.00	
Honoraria	50102100	517,950.00	
Overtime And Night Pay	50102130	4,600,813.51	
Year End Bonus	50102140	14,595,336.58	
Cash Gift	50102150	3,309,000.00	
Other Bonuses And Allowances	50102990	18,997,597.24	
Retirement And Life Insurance Premiums	50103010	18,905,277.30	
Mag-Ibig Contributions	50103020	726,430.72	
Philhealth Contributions	50103030	2,248,080.61	
Employees Compensation Insurance Premiums	50103040	778,318.76	
Provident/Welfare Fund Contributions	50103050	8,335,179.85	
Other Personnel Benefits	50104990	7,536,160.00	
Travel Expenses-Local	50201010	374,705.80	
Travel Expenses-Foreign	50201020	-	
Training Expenses	50202010	306,959.71	
Office Supplies Expense	50203010	2,239,696.51	
Accountable Forms Expenses	50203020	408,815.70	
Non-Accountable Forms Expenses	50203030	8,100.00	
Medical, Dental And Laboratory Supplies Expenses	50203080	878.50	
Drugs And Medicines Expenses	50203070	36,726.65	
Fuel, Oil And Lubricants Expenses	50203090	4,263,205.54	
Chemicals And Filtering Supplies Expenses	50203130	5,691,151.45	
Semi-Expendable Machinery And Equipment Expenses	50203210	413,168.26	
Semi-Expendable Furniture, Fixtures And Books Expense	50203220	234,278.00	
Other Supplies And Materials Expenses Expenses	50203990	1,629,678.98	
Electricity	50204020	5,148,144.79	
Postage And Courier Services	50205010	37,776.00	
Telephone Expenses	50205020	1,459,729.01	
Internet Subscription Expenses	50205030	427,566.18	
Cable, Satellite, Telegraph And Radio Expenses	50205040	38,308.00	
Indemnities	50206030	171,500.05	
Survey Expenses	50207010	34,000.00	
Generation, Transmission And Distribution Expenses	50209010	625,191,219.02	
Extraordinary And Miscellaneous Expenses	50210030	91,887.80	
Legal Services	50211010	120,000.00	
Auditing Services	50211020	615,300.00	
Consultancy Services	50211030	82,500.00	
Other Professional Services	50211990	72,023.00	
Janitorial Services	50212020	1,030,361.27	
Security Services	50212030	12,757,821.06	
Other General Services	50212990	-	
Repairs And Maintenance-Infrastructure Assets	50213030	8,436,736.56	
Repairs And Maintenance-Buildings And Other Structures	50213040	396,467.37	
Repairs And Maintenance-Machinery & Equipment	50213050	1,000,234.88	
Repairs And Maintenance-Transportation Equipment	50213060	2,252,202.52	
Repairs And Maintenance-Furniture And Fixtures	50213070	-	
Taxes, Duties And Licenses	50215010	20,788,501.34	
Fidelity Bond Premiums	50215020	186,701.50	
Insurance Expenses	50215030	1,974,359.06	
Labor And Wages	50216010	6,402,951.23	



REPUBLIC OF THE PHILIPPINES  
CAGAYAN DE ORO CITY WATER DISTRICT  
Corrales Avenue, Cagayan de Oro City

ANNEX F

**Trial Balance**  
**As of December 31, 2020**

Account Name	Account Code	Debit	Credit
Advertising, Promotional And Marketing Expenses	50299010	819,009.50	
Printing And Publication Expenses	50299020	1,217,421.45	
Representation Expenses	50299030	-	
Transportation And Delivery Expenses	50299040	612,218.00	
Rent/ Lease Expenses	50299050	2,934,191.56	
Membership Dues And Contributions To Organizations	50299060	230,908.01	
Donations	50299080	126,350.60	
Directors And Committee Member'S Fee	50299120	2,409,799.63	
Major Events And Conventions Expenses	50299180	1,272,350.89	
Other Maintenance And Operating Expenses	50299990	1,707,514.23	
Interest Expenses	50301020	32,551,396.09	
Bank Charges	50301040	11,240.00	
Depreciation-Infrastructure Assets	50501030	48,679,571.78	
Depreciation-Buildings And Other Structures	50501040	6,778,352.98	
Depreciation-Machinery And Equipment	50501050	37,804,192.94	
Depreciation-Transportation Equipment	50501060	7,734,135.93	
Depreciation-Furniture, Fixtures And Books	50501070	1,380,307.35	
Amortization-Intangible Assets	50502010	1,295,794.26	
Impairment Loss-Loans And Receivable	50503020	2,992,218.87	
		<u>5,246,489,691.98</u>	<u>5,246,489,691.98</u>





REPUBLIC OF THE PHILIPPINES  
CAGAYAN DE ORO CITY WATER DISTRICT  
Corrales Avenue, Cagayan de Oro City

ANNEX F-1

Statement of Financial Position  
As of December 31, 2020  
(With comparative figures for CY 2019)

	2020		2019		Increase (Decrease) Over Last Year	
	Amount	% to Total	Amount	% to Total	Amount	% to Total
<b>ASSETS</b>						
<b>Current Assets</b>						
<b>Cash and Cash Equivalent</b>						
Cash on Hand						
Cash -Collecting Officers	4,699,052.50	0.17	3,519,612.33	0.13	1,179,440.17	33.51
Cash in Bank-Local Currency						
Cash In Bank- Local Currency, Current Account	158,673,592.73	5.88	246,443,106.11	8.99	(87,769,513.38)	(35.61)
Cash Equivalent						
Time Deposits-Local Currency	84,055,348.15	3.11	103,865,646.45	3.79	(19,810,298.30)	(19.07)
Total	247,427,993.38	9.16	353,828,364.89	12.91	(106,400,371.51)	(30.07)
<b>Investments</b>						
Investments in Time Deposits						
Investment in Time Deposits-Local Currency	419,355,915.54	15.53	493,210,693.66	17.99	(73,854,778.12)	(14.97)
<b>Receivables</b>						
<b>Accounts Receivables</b>						
Accounts Receivable	452,629,709.05	16.76	354,171,093.05	12.92	98,458,616.00	27.80
Allowance For Impairment-Accounts Receivable	(40,870,386.50)	(1.51)	(37,884,688.61)	(1.38)	(2,985,697.89)	7.88
<b>Other Receivables</b>						
Receivable- Disallowances/Charges	67,749,716.93	2.51	39,971,212.51	1.46	27,778,504.42	69.50
Due From Officers And Employees	60,499.55	-	17,480.84	-	43,018.71	246.09
Other Receivables	1,162,672.93	0.04	1,182,008.93	0.04	(19,336.00)	(1.64)
Allowance For Impairment-Other Receivables	(993,590.75)	(0.04)	(987,069.77)	(0.04)	(6,520.98)	0.66
Total	479,738,621.21	17.77	356,470,036.95	13.00	123,268,584.26	34.58
<b>Inventories</b>						
Inventory Held for Manufacturing						
Work-in-Process Inventory	176,324.18	0.01	153,060.37	0.01	23,263.81	15.20
Finished Goods Inventory	1,967,591.41	0.07	1,709,914.30	0.06	257,677.11	15.07
Inventory Held for Consumption						
Office Supplies Inventory	6,173,198.31	0.23	6,328,819.38	0.23	(155,621.07)	(2.46)
Accountable Forms, Plates And Stickers	1,458,397.20	0.05	933,834.10		524,563.10	56.17
Non-Accountable Forms Inventory	472,243.01	0.02	346,379.79		125,863.22	36.34
Fuel, Oil and Lubricant Inventory	302,085.68	0.01	325,563.11	0.01	(23,477.43)	(7.21)
Chemicals And Filtering Supplies Inventory	2,093,806.79	0.08	2,355,745.17	0.09	(261,938.38)	(11.12)
Construction, Materials Inventory	166,067,412.98	6.15	172,100,154.05	6.28	(6,032,741.07)	(3.51)
Other Supplies and Materials Inventory	9,245,027.97	0.34	9,151,230.43	0.33	93,797.54	1.02
Semi-Expendable Machinery & Equipment Inventory	22,026.64	-	12,684.40	-	9,342.24	73.65
Semi-Expendable Furniture and Fixtures Inventory	48,683.82	-	29,196.32	-	19,487.50	66.75
Total	188,026,797.99	6.96	193,446,581.42	7.06	(5,419,783.43)	(2.80)
<b>Other Current Assets</b>						
<b>Prepayments</b>						
Prepaid Registration	63,154.96	-	60,470.35	-	2,684.61	4.44
Prepaid Insurance	1,040,911.15	0.04	898,010.82	0.03	142,900.33	15.91
Other Prepayments	100,918.24	-	40,483.71	-	60,434.53	149.28
<b>Advances</b>						
Advances to Officers and Employees	3,503.76	-	4,024.22	-	(520.46)	(12.93)
Total	1,208,488.11	0.04	1,002,989.10	0.04	206,019.47	20.54
<b>Total Current Assets</b>	<b>1,335,757,816.22</b>	<b>49.47</b>	<b>1,397,958,666.01</b>	<b>51.00</b>	<b>(62,200,849.79)</b>	<b>(4.45)</b>
<b>Non-Current Assets</b>						
<b>Property, Plant and Equipment, net</b>						
Lands	40,830,774.18	1.51	40,830,774.18	1.49	-	-
<b>Infrastructure Assets</b>						
Plant-Utility Plant in Service (UPIS)	1,662,138,322.40	61.56	1,627,797,108.42	59.39	34,341,213.98	2.11
Accumulated Depreciation-Plant (UPIS)	(991,232,410.42)	(36.71)	(939,118,598.33)	(34.26)	(52,113,812.09)	5.55
Total Infrastructure Assets	670,905,911.98	24.85	688,678,510.09	25.12	(17,772,598.11)	(2.58)
<b>Buildings and Other Structures</b>						
Buildings	37,475,015.38	1.39	37,153,320.48	1.36	321,694.90	0.87
Water Plant, Structure and Improvements	109,810,993.45	4.07	109,749,303.25	4.00	61,690.20	0.06
Total Buildings and Other Structures	147,286,008.83	5.45	146,902,623.73	5.36	383,385.10	0.26
Accumulated Depreciation-Buildings	(14,341,785.98)	(0.53)	(10,992,094.60)	(0.40)	(3,349,691.38)	
Accumulated Depreciation-Water Plant	(58,035,117.15)	(2.15)	(58,032,612.15)	(2.12)	(2,505.00)	
Total Accumulated Depreciation	(72,376,903.13)	(2.68)	(69,024,706.75)	(2.52)	(2,968,811.28)	4.30
Total Buildings and Other Structures, net	74,909,105.70	2.77	77,877,916.98	2.84	(2,585,426.18)	(3.32)
<b>Machinery and Equipment</b>						
Machinery	307,712,099.97	11.40	286,434,035.72	10.45	21,278,064.25	7.43
Accumulated Depreciation-Machinery	(228,392,819.04)	(8.46)	(202,840,290.91)	(7.40)	(25,552,528.13)	12.60
Office Equipments	61,068,866.40	2.26	58,198,771.40	2.12	2,870,095.00	4.93
Accumulated Depreciation-Office Equipments	(31,915,543.64)	(1.18)	(23,401,559.39)	(0.85)	(8,513,984.25)	36.38
Information And Communication Technology Equipment	14,365,328.57	0.53	13,838,838.57	0.50	526,490.00	3.80
Accumulated Depreciation-Information And Communication	(1,183,893.98)	(0.04)	(1,116,889.50)	-	(1,067,004.48)	912.83
Communication Equipment	11,229,051.13	0.42	11,229,051.13	0.41	-	-
Accumulated Depreciation-Communication Equipment	(12,373.80)	-	(2,474.76)	-	(9,899.04)	400.00
Construction And Heavy Equipment	7,280,000.00	0.27	1,495,000.00	0.05	5,785,000.00	386.96
Accumulated Depreciation-Construction And Heavy Equipment	(401,062.50)	(0.01)	(33,637.50)	-	(367,425.00)	1,092.31
Disaster Response And Rescue Equipment	1,049,950.00	0.04	1,049,950.00	0.04	-	-
Accumulated Depreciation-Disaster Response And Rescue Equip.	(157,489.50)	(0.01)	(22,498.50)	-	(134,991.00)	600.00
Sports Equipment	16,800.00	-	16,800.00	-	-	-
Technical & Scientific Equipment	41,207.82	-	41,207.82	-	-	-
Other Equipment	76,326,298.89	2.83	74,615,188.89	2.72	1,711,110.00	2.29
Accumulated Depreciation-Other Equipment	(10,156,891.71)	(0.38)	(8,006,614.38)	(0.29)	(2,150,277.33)	26.86
Total Machinery and Equipment	206,869,528.61	7.66	212,494,878.59	7.75	(5,625,349.98)	(2.65)
<b>Transportation Equipment</b>						
Motor Vehicles	91,273,630.48	3.38	86,584,130.48	3.16	4,689,500.00	5.42
Accumulated Depreciation-Motor Vehicles	(46,715,889.94)	(1.73)	(38,981,754.01)	(1.42)	(7,734,135.93)	19.84
Total Transportation Equipment	44,557,740.54	1.65	47,602,376.47	1.74	(3,044,635.93)	(6.40)
<b>Furniture, Fixtures and Books</b>						
Furniture, Fixtures And Books	6,833,738.70	0.25	3,676,801.00	0.13	3,156,937.70	85.86
Accumulated Depreciation-Furniture, Fixtures And Books	(3,435,861.38)	(0.13)	(2,055,554.03)	(0.07)	(1,380,307.35)	67.15



REPUBLIC OF THE PHILIPPINES  
CAGAYAN DE ORO CITY WATER DISTRICT  
Corrales Avenue, Cagayan de Oro City

ANNEX F-1

Statement of Financial Position  
As of December 31, 2020  
(With comparative figures for CY 2019)

	2020		2019		Increase (Decrease) Over Last Year	
	Amount	% to Total	Amount	% to Total	Amount	% to Total
<b>ASSETS</b>						
Total Furniture, Fixtures and Books	3,397,877.32	0.13	1,621,246.97	0.06	1,776,630.35	109.58
Construction in Progress						
Construction in Progress-Infrastructure Assets	27,376,077.51	1.01	18,994,209.64	0.69	8,381,867.87	44.13
Construction in Progress-Buildings And Other Structures	172,189,532.28	6.38	131,287,470.29	4.79	40,902,061.99	31.15
Total	199,565,609.79	7.39	150,281,679.93	5.48	49,283,929.86	32.79
Total Accumulated Depreciation						
Property, Plant and Equipment, net	1,241,036,548.12	45.96	1,219,387,383.21	44.49	22,032,550.01	1.81
Intangible Assets						
Computer Software	6,270,984.09	0.23	4,928,877.00	0.18	1,342,107.09	27.23
Other Intangible Assets	4,056,086.48	0.15	4,056,086.48	0.15	-	-
Accumulated Depreciation-Computer Software	(73,502.64)	-	(17,903.16)	-	(55,599.48)	310.56
Accumulated Depreciation-Other Intangible Assets	(4,524,978.63)	(0.17)	(3,284,783.85)	(0.12)	(1,240,194.78)	37.76
Total Accumulated Depreciation						100.00
Total	5,728,589.30	0.21	5,682,276.47	0.21	46,312.83	0.82
Other Assets						
Prepayments						
Advances To Contractor	1,600,315.64	0.06	2,814,583.17	0.10	(1,214,267.53)	(43.14)
Deposits						
Guaranty Deposit	9,552,147.88	0.35	9,557,471.32	0.35	(5,323.44)	(0.06)
Restricted Funds						
Restricted Funds	103,001,318.07	3.81	102,309,699.86	3.73	691,618.21	0.68
Other Assets						
Other Asset	3,370,923.08	0.12	3,370,923.08	0.12	-	-
Total	117,524,704.67	4.35	118,052,677.43	4.31	(527,972.76)	(0.45)
Total Non-Current Assets	1,364,289,842.09	50.53	1,343,122,337.11	49.00	21,550,890.08	1.60
<b>Total Assets</b>	<b>2,700,047,658.31</b>	<b>100.00</b>	<b>2,741,081,003.12</b>	<b>100.00</b>	<b>(41,033,344.81)</b>	<b>(1.50)</b>
<b>LIABILITIES</b>						
<b>Current Liabilities</b>						
<b>Financial Liabilities</b>						
<b>Payables</b>						
Accounts Payable	119,036,849.76	4.41	93,279,477.68	3.40	25,757,372.08	27.61
Due To Officers And Employees	17,225.85	-	17,225.85	-	-	-
Loans Payable-Domestic	95,020,505.67	3.52	123,940,419.69	4.59	(30,919,914.02)	(24.55)
Total	214,074,581.28	7.93	219,237,123.22	8.00	(5,162,541.94)	(2.35)
<b>Inter-Agency Payables</b>						
Due to BIR	6,774,460.42	0.25	9,259,032.86	0.34	(2,484,572.44)	(26.83)
Due to GSIS	3,558,597.84	0.13	4,738,435.79	0.17	(1,179,837.95)	(24.90)
Due to Pag-ibig	120,616.45	-	134,497.10	-	(13,880.65)	(10.32)
Due to Philhealth	417,924.45	0.02	359,393.94	0.01	58,530.51	16.29
Due to SSS	599.40	-	599.40	-	-	-
Total	10,872,198.56	0.40	14,491,959.09	0.53	(3,619,760.53)	(24.98)
<b>Trust Liabilities</b>						
Guaranty/Security Deposit Payable	34,466,291.55	1.28	29,690,428.56	1.08	4,775,862.99	16.09
Total	34,466,291.55	1.28	29,690,428.56	1.08	4,775,862.99	16.09
<b>Other Payables</b>						
Other Payables	9,487,625.73	0.35	8,835,041.61	0.32	652,584.12	7.39
Total	9,487,625.73	0.35	8,835,041.61	0.32	652,584.12	7.39
<b>Provisions</b>						
Leave Benefits Payable	15,704,833.79	0.58	25,214,458.91	0.92	(9,509,625.12)	(37.71)
Total	15,704,833.79	0.58	25,214,458.91	0.92	(9,509,625.12)	(37.71)
<b>Total Current Liabilities</b>	<b>284,605,530.91</b>	<b>10.54</b>	<b>297,469,011.39</b>	<b>10.85</b>	<b>(12,863,480.48)</b>	<b>(4.32)</b>
<b>Non-Current Liabilities</b>						
Loans Payable						
Loans Payable-Domestic	402,071,258.59	14.89	470,810,507.33	17.18	(68,739,248.74)	(14.60)
Trust Liabilities						
Customers' Deposits Payable	9,055,066.05	0.34	9,056,122.05	0.33	(1,056.00)	(0.01)
Deferred Credits						
Other Deferred Credits	49,989,255.11	1.85	39,355,682.00	1.44	10,633,573.11	27.02
Total Non-Current Liabilities	461,115,579.75	17.08	519,222,311.38	18.94	(58,106,731.63)	(11.19)
<b>Total Liabilities</b>	<b>745,721,110.66</b>	<b>27.62</b>	<b>816,691,322.77</b>	<b>29.79</b>	<b>(70,970,212.11)</b>	<b>(8.69)</b>
<b>EQUITY</b>						
Government Equity	866,925.40	0.03	866,925.40	0.03	-	-
Revaluation Surplus	28,265,234.04	1.05	28,265,234.04	1.03	-	-
Retained Earnings/ (Deficit)	1,925,194,388.21	71.30	1,895,257,520.91	69.14	29,936,867.30	1.56
Total Equity	1,954,326,547.65	72.38	1,924,389,680.35	70.21	29,936,867.30	1.56
<b>Total Liabilities and Equity</b>	<b>2,700,047,658.31</b>	<b>100.00</b>	<b>2,741,081,003.12</b>	<b>100.00</b>	<b>(41,033,344.81)</b>	<b>(1.50)</b>



**REPUBLIC OF THE PHILIPPINES**  
**CAGAYAN DE ORO CITY WATER DISTRICT**  
 Corrales Avenue, Cagayan de Oro City

**ANNEX F-2**

**Statement of Changes in Government Equity**  
**For the Period Ended December 31, 2020**

	Government Equity	Revaluation Surplus	Retained Earnings/ (Deficit)	Total
Balance at January 01, 2019	866,925.40	28,265,234.04	1,902,225,412.57	1,931,357,572.01
Changes in Equity for CY 2019				
Add/(Deduct):				
Additions (deductions)				
Prior period adjustments			(33,042,259.18)	(33,042,259.18)
Net income (loss) for the period			26,074,367.52	26,074,367.52
<b>Balance at December 31, 2019</b>	<b>866,925.40</b>	<b>28,265,234.04</b>	<b>1,895,257,520.91</b>	<b>1,924,389,680.35</b>
Changes in Equity for CY 2020				
Add/(Deduct):				
Additions (deductions)				
Prior period adjustments			18,281,586.86	18,281,586.86
Net income (loss) for the period			11,655,280.44	11,655,280.44
<b>Balance at December 31, 2020</b>	<b>866,925.40</b>	<b>28,265,234.04</b>	<b>1,925,194,388.21</b>	<b>1,954,326,547.65</b>





REPUBLIC OF THE PHILIPPINES  
CAGAYAN DE ORO CITY WATER DISTRICT  
Carreras Avenue, Cagayan de Oro City

ANNEX F-3

Statement of Profit or Loss and Other Comprehensive Income  
For the Period Ended December 31, 2020

	Current Month						Year-to-Date					
	Actual	% to Total	Budget	% to Total	Variance	% to Total	Actual	% to Total	Budget	% to Total	Variance	% to Total
<b>Confidential, Intelligence and Extraordinary Expenses</b>												
Extraordinary and Miscellaneous Expenses	26,908.21	0.03	9,800.00	0.01	(17,108.21)	(174.57)	91,887.80	0.01	117,600.00	107.72	25,712.20	21.86
<b>Professional Services</b>												
Legal Services	70,000.00	0.08	30,000.00	0.02	(40,000.00)	(133.33)	120,000.00	0.01	360,000.00	0.02	240,000.00	66.67
Auditing Services	133,909.63	0.15	51,275.00	0.03	(82,634.63)	(161.16)	615,300.00	0.05	615,300.00	0.03	-	-
Consultancy Services	15,000.00	0.02	19,000.00	0.01	4,000.00	21.05	82,500.00	0.01	228,000.00	0.01	145,500.00	63.82
Other Professional Services	-	-	205,940.00	0.13	205,940.00	100.00	72,023.00	0.01	2,471,280.00	0.13	2,399,257.00	97.09
<b>General Services</b>												
Janitorial Services	172,403.38	0.19	115,895.00	0.07	(56,508.38)	(48.76)	1,030,361.27	0.09	1,390,740.00	0.07	360,378.73	25.91
Security Services	1,050,275.28	1.15	1,136,377.00	0.74	86,101.72	7.58	12,757,821.06	1.13	13,636,524.00	0.74	878,702.94	6.44
Other General Services	-	-	88,083.00	0.06	88,083.00	100.00	-	-	1,056,996.00	0.06	1,056,996.00	100.00
<b>Repairs and Maintenance</b>												
Repairs and Maintenance-Infrastructure Assets	705,266.28	0.77	1,936,479.00	1.25	1,231,212.72	63.58	8,436,736.56	0.75	23,237,748.00	1.25	14,801,011.44	63.69
Repairs and Maintenance-Buildings and Other Structures	5,226.86	0.01	126,533.00	0.08	121,306.14	95.87	396,467.37	0.04	1,518,396.00	0.08	1,121,928.63	73.89
Repairs and Maintenance-Machinery and Equipment	120,600.00	0.13	633,936.00	0.41	513,336.00	80.98	1,000,234.88	0.09	7,607,232.00	0.41	6,606,997.12	86.85
Repairs and Maintenance-Transportation Equipment	194,247.80	0.21	208,334.00	0.13	14,086.20	6.76	2,252,202.52	0.20	2,500,008.00	0.13	247,805.48	9.91
Repairs and Maintenance-Furnitures and Fixtures	-	-	8,334.00	0.01	8,334.00	100.00	-	-	100,008.00	0.01	100,008.00	100.00
Repairs and Maintenance - Semi-Expandable Furnitures and Fixtures	-	-	8,834.00	0.01	8,834.00	100.00	-	-	106,008.00	0.01	106,008.00	100.00
Repairs and Maintenance - Semi-Expandable Machineryes	-	-	16,667.00	0.01	16,667.00	100.00	-	-	200,004.00	0.01	200,004.00	100.00
<b>Taxes, Insurance, Premiums and Other Fees</b>												
Taxes, Duties and Licenses	-	-	41,667.00	0.03	41,667.00	100.00	7,950.20	-	500,004.00	0.03	492,053.80	98.41
Fidelity Bond Premiums	14,968.75	0.02	23,000.00	0.01	8,031.25	34.92	186,701.50	0.02	276,000.00	0.01	89,298.50	32.35
Insurance Expenses	179,168.39	0.20	210,575.00	0.14	31,406.61	14.91	1,974,359.06	0.18	2,526,900.00	0.14	552,540.94	21.87
Franchise and Regulatory Requirements Expenses	1,719,794.16	1.89	1,871,744.00	1.21	151,949.84	8.12	20,780,551.14	1.85	22,460,928.00	1.21	1,680,376.86	7.48
Labor and Wages	587,182.53	0.65	813,881.00	0.53	226,698.47	27.85	6,402,951.23	0.57	9,766,572.00	0.53	3,363,620.77	34.44
<b>Other Maintenance and Operating Expenses</b>												
Advertising, Promotional and Marketing Expenses	613,424.50	0.67	109,167.00	0.07	(504,257.50)	(461.91)	819,009.50	0.07	1,310,004.00	0.07	490,994.50	37.48
Printing and Publication Expenses	150,743.97	0.17	101,951.00	0.07	(48,792.97)	(47.86)	1,217,421.45	0.11	1,223,412.00	0.07	5,990.55	0.49
Representation Expenses	-	-	119,289.00	0.08	119,289.00	100.00	-	-	1,431,468.00	0.08	1,431,468.00	100.00
Transportation and Delivery Expenses	296,866.00	0.33	51,625.00	0.03	(245,241.00)	(475.04)	612,218.00	0.05	619,500.00	0.03	7,282.00	1.18
Rent/ Lease Expenses	290,432.63	0.32	291,667.00	0.19	1,234.37	0.42	2,954,191.56	0.26	3,500,004.00	0.19	545,812.44	15.59
Donation	-	-	16,667.00	0.01	16,667.00	100.00	126,350.60	0.01	200,004.00	0.01	73,653.40	36.83
Membership Dues and Contributions to Organizations	114,165.31	0.13	20,833.00	0.01	(93,332.31)	(448.00)	230,908.01	0.02	249,996.00	0.01	19,087.99	7.64
Cultural and Athletic Expenses	-	-	109,375.00	0.07	109,375.00	100.00	-	-	1,312,500.00	0.07	1,312,500.00	100.00
Directors' and Committee Members' Fees	249,900.00	0.27	287,000.00	0.19	37,100.00	12.93	2,409,799.63	0.21	3,444,000.00	0.19	1,034,200.37	30.03
Major Events and Conventions Expenses	316,064.57	0.35	178,334.00	0.12	(137,730.57)	(77.23)	1,272,350.89	0.11	2,140,008.00	0.12	867,657.11	40.54
Other Maintenance and Operating Expenses	269,440.31	0.30	272,711.00	0.18	3,270.69	1.20	1,518,154.23	0.13	3,272,532.00	0.18	1,754,377.77	53.61
<b>Total Operation and Maintenance Expenses</b>	62,002,811.75	68.11	70,043,450.00	45.32	8,040,638.25	11.48	715,684,659.61	63.58	840,521,400.00	45.32	124,836,740.39	14.85
<b>Total Maintenance and Other Operating Expenses</b>	93,461,107.86	102.67	94,464,296.00	61.13	1,003,188.14	1.06	974,782,465.91	86.60	1,133,571,552.00	61.13	158,789,086.09	14.01
<b>Financial Expenses</b>												
Interest Expenses	2,462,507.84	2.71	3,317,325.00	2.15	854,817.16	25.77	32,551,396.09	2.89	39,807,867.00	2.15	7,256,470.91	18.23
<b>Non-Cash Expenses</b>												
Depreciation and Amortization	8,835,063.71	9.71	8,559,928.00	5.54	(275,135.71)	(3.21)	103,672,355.24	9.21	102,719,081.00	5.54	(953,274.24)	(0.93)
Impairment Loss-Loans and Receivables	365,145.01	0.40	209,894.00	0.14	(155,251.01)	(73.97)	2,992,218.87	0.27	2,518,728.00	0.14	(473,490.87)	(18.80)
<b>Total Expenses</b>	105,123,824.42	115.48	106,551,443.00	68.95	1,427,618.58	1.34	1,113,998,436.11	98.96	1,276,617,228.00	68.95	164,618,791.89	12.87
<b>Net Income</b>	(14,095,082.19)	(15.48)	47,987,587.00	31.05	(62,082,669.19)	(129.37)	11,655,280.44	1.04	575,851,110.00	31.05	(564,195,829.56)	(97.98)



**REPUBLIC OF THE PHILIPPINES**  
**CAGAYAN DE ORO CITY WATER DISTRICT**  
 Corrales Avenue, Cagayan de Oro City

**ANNEX F-4**

**Statement of Cash Flows**  
**As of December 31, 2020**  
*(With comparative figures for CY 2019)*

	Current Month	Year to Date
<b>CASH FLOWS FROM OPERATING ACTIVITIES</b>		
Cash Inflows:		
Collection of Water Bills	83,560,810.00	1,000,953,778.06
Collection of Other Water Revenues	1,048,791.99	15,053,698.17
Refund of overpayment of expenses and Cash Advances	7,263.05	151,739.18
Receipt of guaranty/security deposits	86,568.15	422,549.27
Interest Income	130,931.32	1,776,324.97
Receipt of shares, grants and donations	164,427.17	164,427.17
Investment in Time Deposit	-	97,733,562.61
Other Receipts	518,557.30	8,508,126.38
<b>Total Cash Inflows</b>	<b>85,517,348.98</b>	<b>1,124,764,205.81</b>
Cash Outflows:		
Payment of Expenses	35,938,162.91	456,764,441.80
Purchase of Inventories	1,545,302.11	2,545,855.79
Grant of Cash Advances	373,896.57	5,453,329.89
Prepayments	(1,490.00)	17,924,932.66
Refund of Deposits	-	16,165.69
Payment of Payables	2,222,580.82	381,506,721.11
Remittance of Personnel Benefit Contributions & Mandatory Deductions	10,302,752.95	132,804,079.86
Other Disbursements	269,386.32	343,305.86
<b>Total Cash Outflows</b>	<b>50,650,591.68</b>	<b>997,358,832.66</b>
<b>Net Cash Provided by/(Used in) Operating Activities</b>	<b>34,866,757.30</b>	<b>127,405,373.15</b>
<b>CASH FLOWS FROM INVESTING ACTIVITIES</b>		
Cash Inflows:		
Adjustment due to Reclassification of Time Deposit Beg. Bal.	-	-
<b>Total Cash Inflows</b>	<b>-</b>	<b>-</b>
Cash Outflows:		
Purchase/construction/Rehabilitation of Infrastructure, Buildings and Other Structures	9,635,863.23	40,689,187.40
Purchase of machinery and equipment	284,990.71	25,942,529.66
Transportation Equipment	-	10,474,500.00
Other Property, Plant and Equipment	-	3,770,059.28
Payment of guaranty deposit	-	762,999.43
Payment of retention fee to contractors	8,892.00	1,747,113.88
Purchase of other intangible assets	-	1,342,107.09
Adjustments -Placement of Time Deposit Investment	-	19,000,000.00
Advances to contractors	-	1,380,369.94
<b>Total Cash Outflows</b>	<b>9,929,745.94</b>	<b>105,108,866.68</b>
<b>Net Cash Provided By/(Used In) Investing Activities</b>	<b>(9,929,745.94)</b>	<b>(105,108,866.68)</b>
<b>CASH FLOWS FROM FINANCING ACTIVITIES</b>		
Cash Inflows:		
Proceeds from domestic loans	-	-
<b>Total Cash Inflows</b>	<b>-</b>	<b>-</b>
Cash Outflows:		
Payment of domestic loans	8,137,133.04	96,038,205.25
Payment of Interest on Loans and Other Financial Charges	2,515,264.72	32,658,672.73
<b>Total Cash Outflows</b>	<b>10,652,397.76</b>	<b>128,696,877.98</b>
<b>Net Cash Provided By/(Used In) Financing Activities</b>	<b>(10,652,397.76)</b>	<b>(128,696,877.98)</b>
<b>INCREASE/(DECREASE) IN CASH AND CASH EQUIVALENTS</b>	<b>14,284,613.60</b>	<b>(106,400,371.51)</b>
<b>CASH AND CASH EQUIVALENTS, BEGINNING</b>	<b>233,143,379.78</b>	<b>353,828,364.89</b>
<b>CASH AND CASH EQUIVALENTS, ENDING</b>	<b>247,427,993.38</b>	<b>247,427,993.38</b>



**I. GENERAL**

**Note 1 Basis of Reporting**

Cagayan de Oro City Water District (COWD) is a government-owned and controlled corporation that collects, purifies and distributes potable water to its concessionaires in Cagayan de Oro City and Municipality of Opol.

The financial statements have been prepared in accordance with Philippine Financial Reporting Standards applied on a consistent basis. The Revised Chart of Accounts (RCA) for Government Corporations as prescribed per Commission on Audit Circular No. 2015-010 dated December 01, 2015 is used in the recording of the District's financial transactions and presentation of the Financial Statements.

**Note 2 Significant Accounting Policies**

Investments on Time Deposits. The District recognizes and records placement of cash in local currency based on the following:  
-the District's intention whether to keep these funds whether for the purpose of meeting short-term cash commitments and is convertible into known amounts of cash, subject to an insignificant risk of change in value or they are set aside for a specific purpose and are either notionally or legally ring-fenced.  
-maturity whether it's three-months or less from the date of placement

Allowance for Doubtful Accounts. The District uses the aging of accounts receivable for provision for doubtful account.

Age of Accounts	Percentage
1-60 days	1%
61-180 days	2%
181-1 year	3%
More than 1 year	5%

Supplies Inventory. The District uses the asset method in recording materials and supplies. Expense is recognized upon issuance of the items stored in stocks.

Prepayments. The District adopts the asset method in recording payment for insurance, and vehicle registration which are amortized monthly throughout the period of coverage.

Property, Plant and Equipment (PPE).

- Direct cost of land acquired and other incidental expenses are capitalized as part of the cost of land.
- PPE are carried at cost less accumulated depreciation. The Depreciation is computed using the straight-line method over the estimated useful lives of the properties ranging from 5 to 50 years after deducting the residual value equivalent to 10% of the original cost of the asset from the total cost of the asset.
- The cost of maintenance and minor repairs is charged to expense as incurred, while major repairs, which prolong the life of the assets, are capitalized. When assets are retired or otherwise disposed of, the cost and related accumulated depreciation and amortization are removed from the accounts and any resulting gain or loss is charged to current operation.

Payable Accounts. The District recognized and records payables in the books of accounts only upon delivery of the goods/inventory/other assets and rendition of services to the District.

Income Recognition. Revenues are recorded using the accrual basis of accounting.

Correction of Fundamental errors. All prior period Income/Expense Account Adjustments/Errors are corrected using Retained Earnings Unappropriated Account while Adjustments/ Errors affecting current years operation are charged to current year's accounts.

**Note 3 Subsequent Events**

The Accounting Division set up payable for various operating and maintenance expenses for 2020 payable in CY 2021. The cut-off period was March 15, 2021.

Due to this cut-off, various operating expenses for CY 2020 that are expected to be paid in 2021 are not included in the total account setup for various payable for CY 2020 because the necessary data pertaining to these expenses are not yet available at that moment. Some of these payables are Differential for Salaries and Wages- Casual & Job Orders, Pensions & Benefits, Overtime pay, Fuel, Oil and Lubricants, Advertising Fee and others.

These expenses will be charged directly to Retained Earnings Unappropriated Account upon payment of this payables.

**II. BALANCE SHEET**

**Note 4 Cash and Cash Equivalent**

The District's cash account consists of undeposited collections and deposits in banks available for general expenditures incurred in operations. The Cash Collecting Officers consists of undeposited cash on hand while Cash in bank - Local Currency is primarily composed of Current Interest Bearing Accounts where its disbursements are thru checks issuances and at the same time earns interest income from its account balances. This account consists of the following:

Cash -Collecting Officers		4,699,052.50
Petty Cash		-
Local Currency on Hand		-
Cash in Bank-Local Currency, Current Account		158,673,592.73
Time Deposits-Local Currency		84,055,348.15
<b>Total Cash and Cash Equivalent</b>		<b>247,427,993.38</b>
Cash- Collecting Officer		
-Corrales-Main Office		3,161,038.12
-Kauswagan-Sub Office		779,748.81
-Tinao-Sub Office		758,265.57
<b>Total</b>		<b>4,699,052.50</b>
Cash in Bank-Local Currency, Current Account		
-Amanah Bank		114,508.92
-Development Bank in the Philippine		137,777,140.46
DBP Capistrano	48,656,325.80	
DBP Capital Improvement	1,202,521.41	
DBP Capital Improvement 2	10,000.00	
DBP Disaster Risk Reduction Program Account /Contingency Fund	12,786,559.42	
DBP Corrales	42,688,957.40	
DBP Cowd NHA Cdo Bayanihan Project	977,897.32	
DBP Cowd Online Collection Account	2,422,574.72	
DBP Expansion & Operating Reserve	288,788.60	
DBP POS/ IPG Payment	249,397.50	
DBP RTC Fund	1,225,001.54	
DBP Sendong OP Grant	586,279.73	
DBP E-Gov Account	83,980.31	
DBP NRW Reduction Project	3,595,676.40	
DBP Cowd WSS Projects-Sendong 2	11,902,969.52	
DBP Cowd Pension & Benefit Fund	11,100,210.79	



**REPUBLIC OF THE PHILIPPINES**  
**CAGAYAN DE ORO CITY WATER DISTRICT**  
 Corrales Avenue, Cagayan de Oro City

Notes to Financial Statements  
 December 31, 2020

-Land Bank of the Philippines		18,962,640.62
LBP Capistrano Wss Calanan Project	4,550,522.16	
LBP Puerto	209,810.62	
LBP Carmen Branch	4,622,902.12	
LBP Capistrano Branch	9,361,777.21	
LBP Limketkai	217,628.51	
-Philippine Veterans Bank		568,789.16
-United Coconut Plantors Bank		1,250,513.57
UCPB Savings Bulun	455,298.79	
UCPB Savings Capistrano	326,117.92	
UCPB Luponan	469,096.86	
<b>Total</b>		<b>158,673,592.73</b>
Time Deposits-Local Currency		
-Capital Improvement		20,865,047.10
-Contingency/Disaster Risk Reduction Program		30,827,123.17
-General Fund-Capistrano		5,234,670.63
-NRW Reduction Project		26,086,083.25
-RTC Fund		1,040,424.00
<b>Total</b>		<b>84,055,348.15</b>

Collection of Water Bills

CY 2020	Actual	Budget	Over / (Under)
January 2020	104,093,766.65	99,885,692.00	4,208,074.65
February 2020	86,279,239.78	100,263,992.00	(13,984,752.22)
March 2020	81,191,775.73	100,642,292.00	(19,450,516.27)
April 2020	64,886,280.38	101,020,592.00	(36,134,311.62)
May 2020	89,260,507.55	101,398,892.00	(12,138,384.45)
June 2020	88,072,364.92	101,777,192.00	(13,704,827.08)
July 2020	84,387,533.81	102,155,492.00	(17,767,958.19)
August 2020	77,808,805.59	102,533,792.00	(24,724,986.41)
September 2020	86,365,720.57	102,912,092.00	(16,546,371.43)
October 2020	79,999,991.32	103,290,392.00	(23,290,400.68)
November 2020	75,046,981.76	103,668,692.00	(28,621,710.24)
December 2020	83,560,810.00	104,046,997.00	(20,486,187.00)
<b>Total</b>	<b>1,000,953,778.06</b>	<b>1,223,596,109.00</b>	<b>(222,642,330.94)</b>

Collection of Water Bills has reduced as the effect of the pandemic. The office in line with EO No. 049-2020, has issued various resolutions to defer disconnection of overdue accounts until further notice. This contributes to the reduction of collection during the Year.

Board Resolution No.	Date
026,s-2020	2/19/2020
034,s-2020	4/15/2020
042,s-2020	5/6/2020
048,s-2020	5/20/2020
053,s-2020	6/10/2020
057,s-2020	7/1/2020
058,s-2020	7/1/2020

**Note 5 Investments**

The District's Temporary Investment in Development Bank of the Philippines (DBP) consists of the following:

Capital Improvement	275,245,959.99
Expansion and Operating Expenses	71,064,119.48
General Fund-Corrales	15,615,530.85
General Fund-Capistrano	5,184,439.19
NRW Reduction Project	10,244,204.99
RTC Fund	1,024,454.45
COWD WSS Project-Sendong 2	20,734,775.01
Pension and Benefits Fund	20,242,431.58
<b>Total Investment in Time Deposits</b>	<b>419,355,915.54</b>

**Note 6 Receivables**

The District's Receivables consists of the following:

Net Accounts Receivable-Customers	411,759,322.55
Receivable- Disallowances/Charges	67,749,716.93
Due from Officers and Employees	60,499.55
Net Other Receivables	169,082.18
<b>Total Receivables</b>	<b>479,738,621.21</b>
Billing, net of billing adjustments	1,073,064,434.13
Penalty, net of penalty adjustment	29,231,356.69
Collections, net of adjustments	(1,003,837,174.82)
Net Increase/ (Decrease)	98,458,616.00
Beginning Balance	354,171,093.05
<b>Total</b>	<b>452,629,709.05</b>
Allowance for Impairment-Accounts Receivable	(40,870,386.50)
<b>Net Accounts Receivable</b>	<b>411,759,322.55</b>

Part of the beginning balance:	
Reclassified from Other Assets A/R- Inactive Account per COA AOM NO. COWD2017-18	176,231,078.44
Write-off 1316 dormant accounts from 5/1987-12/2008	(9,330,761.29)
	<b>166,880,317.15</b>





**REPUBLIC OF THE PHILIPPINES**  
**CAGAYAN DE ORO CITY WATER DISTRICT**  
 Corrales Avenue, Cagayan de Oro City

Notes to Financial Statements  
 December 31, 2020

COA Notice of Disallowance for the period covered CY 1994 to CY1999

Reference CSB No.	Date	Transaction Period	Amount Disallowed	Need Not be Refunded/Lifted	Adjusted Disallowance
95-001-101(94)	8/24/1995	Jan.-Dec '94	2,060,962.95		
97-001(95)	4/8/1997	Jan.-Dec '95	4,860,096.26		
98-001(96)	6/9/1998	Jan.-Dec '96	1,603,601.66		
99-001-101(97)	3/22/1999	Jan.-Dec '97	2,236,099.30		
Total			10,760,760.17		
Less: Miscalculation			32,317.17		
Adjusted Amount			<u>10,728,443.00</u>	6,773,047.36	3,955,395.64
Less: COWD Retirement Plan Fund Returned to General Fund					
Net Amount Disallowed 1994-1997 recorded in the books					1,866,177.89
per JV#02-025A-16 dtd. 2/29/16 and JV#12-029-16					<u>2,089,217.75</u>
Less: Amount deducted from Orlando Romero (P4,450.00)					
/Elva Ubay-Ubay (P 4,450.00)/Rommel Gaylo (P 1,600.00)					
per DV#15-07-05-021					
					10,500.00
Net Amount Disallowed 1994-1997					<u>2,078,717.75</u>
2000-001-(98/99)	9/25/2000	Jan. 1, 1998 to	<u>37,363,278.47</u>		37,363,278.47
Add:					
COA AOM 2016-11 (Travel to Combodin) recorded in the books per JV#12-25A-16					529,216.29
Subtotal					<u>39,971,212.51</u>
COA Notice of Disallowance for CY 2009 (AOM No.COWD20-04(19) dated 2/10/2020)					
CY 2019 Mid-Year & Year-End Incentive Pay, Service Incentive Pay,Cash Gift and Financial Assistance to the					
officers and employees of COWD for calendar year 2009					
					<u>27,778,504.42</u>
Total COA NDs Recorded in the Book					<u>67,749,716.93</u>

**Other Receivables**

The District's Receivables consists of the following:

Insurance Claims Receivable	13,558.36
Gov't Agencies	237,852.82
Non Government Organization	1,727.05
Customers	112,053.15
Ex-employees and Officers	2,393.71
Electric Companies	63,844.00
Employees of Other Water Districts	1,150.00
Hotels	9,089.66
Hospitals	2,129.56
Past Board of Directors	132,185.35
Subdivisions	300,757.04
Schools	33,236.28
Suppliers	5,155.73
Water Districts	86,761.53
USAID	84,000.00
Calanan Habitat For Humanity Relocation Site	21,504.00
Genwad Kalina Relocation Site	6,200.00
Others	49,074.69
Total	<u>1,162,672.93</u>
Allowance for Impairment-Accounts Receivable	<u>(993,590.75)</u>
Net Accounts Receivable	<u>169,082.18</u>

**Note 7 Inventories**

This account includes items stored in COWD warehouse, such as office supplies, janitorial supplies, fuel, oil & lubricants, plant materials, operating supplies, chemicals, construction materials, finished goods, tools, meters and other supplies.

Inventory Held for Manufacturing	2,143,915.59
Inventory Held for Consumption	<u>185,882,882.40</u>
Total Inventories	<u>188,026,797.99</u>
Inventory Held for Manufacturing	
-Work-in-Process Inventory (For reconciliation)	176,324.18
-Finished Goods Inventory	<u>1,967,591.41</u>
Total Inventory Held for Manufacturing	<u>2,143,915.59</u>
Inventory Held for Consumption	
-Office Supplies Inventory	6,173,198.31
-Accountable Forms, Plates And Stickers	1,458,397.20
-Non-Accountable Forms Inventory	472,243.01
-Fuel, Oil and Lubricant	302,085.68
-Chemicals and Filtering Supplies Inventory	2,093,806.79
-Construction, Materials Inventory	166,067,412.98
-Other Supplies and Materials Inventory	9,245,027.97
-Semi-Expendable Office Equipment Inventory	22,026.64
-Semi-Expendable Furniture and Fixtures Inventory	48,683.82
Total Inventory Held for Consumption	<u>185,882,882.40</u>
Total Inventories	<u>188,026,797.99</u>

**Note 8 Other Current Assets**

The District's Other Current Assets consists of the following:

Prepaid Expenses	
Prepaid Insurance	932,911.15
Prepaid LTO Registration	63,154.96
Prepaid Fidelity Bond	108,000.00
Pensions & Benefits	-
Others	100,918.24
Advances to Officers and Employees	<u>3,503.76</u>
Total	<u>1,208,488.11</u>



**REPUBLIC OF THE PHILIPPINES**  
**CAGAYAN DE ORO CITY WATER DISTRICT**  
 Corrales Avenue, Cagayan de Oro City

**Notes to Financial Statements**  
**December 31, 2020**

**Note 9 Property, Plant and Equipments**

The District's Property, Plant and Equipment consists of the following:

Lands	40,830,774.18
Infrastructure Assets	1,662,138,322.40
Buildings and Other Structures	147,286,008.83
Machinery and Equipment	479,089,602.78
Transportation Equipment	91,273,630.48
Furniture, Fixtures and Books	6,833,738.70
Construction in Progress	199,565,609.79
<b>Total Property, Plant and Equipment</b>	<b>2,627,017,687.16</b>
Less: Accumulated Depreciation	(1,385,981,139.04)
<b>Total</b>	<b>1,241,036,548.12</b>

**PPE Held For Future Use**

Category	Amount	
<b>A. Future Site of Production Wells</b>		
1. Balulang, Lot Area:250sq.m TCT# T133577 (Wenceslao Galope)	212,500.00	
2. Balulang, Lot Area:324sq.m TCT# T128589 (Leonel Caballero)	275,400.00	
3. Puntakon Igpit Opol, MisOr., Lot Area 718sq.m. No TCT (Jose Taneo)	251,300.00	739,200.00
<b>B. Submersible Motors &amp; Others</b>		268,911.00
<b>C. Pressure Sustaining Valves</b>		1,978,620.00
<b>TOTAL PPE HELD FOR FUTURE USE</b>		<b>2,986,731.00</b>

**Note 10 Other Assets (Non-current)**

The District's Other Assets consists of the following:

Advances to Contractors	1,600,315.64
Guaranty Deposits	9,552,147.88
Restricted Funds	103,001,318.07
Other Assets	3,370,923.08
<b>Total</b>	<b>117,524,704.67</b>

**Guaranty Deposits**

This account consists of cash deposits to various offices for specific purposes such as guaranty for fulfillment of obligations.

<u>Office</u>	<u>Purpose</u>	<u>Amount</u>
CEPALCO	Electric bill deposit	5,733,894.40
MORESCO	Electric bill deposit	83,775.72
MISORTELE	Telephone deposit	51,417.00
COACO	oxygen/acetylene tank	2,500.00
Mabuhay Vinyl Corporation	gas chlorine tank depts	489,000.00
City Treasurer's Office	bond of projects	2,296,097.72
Metropolitan Circuit Trial Court	bond of projects	10,000.00
DPWH Region 10	bond of projects	663,696.72
Pryce Corporation Incorporated	tank deposit	7,000.00
Cagayan de Oro Corporation	Deposit	150,000.00
MisOr 2nd Dist. Eng'g Office	Cash bond of projects	14,766.32
Primestar Realty & Developer Inc.	Rental deposit	50,000.00
<b>Total</b>		<b>9,552,147.88</b>



**REPUBLIC OF THE PHILIPPINES**  
**CAGAYAN DE ORO CITY WATER DISTRICT**  
 Corrales Avenue, Cagayan de Oro City

**Notes to Financial Statements**  
**December 31, 2020**

**Restricted Funds**

This account consists of deposits for special or specific purposes such as guaranty for the fulfillment of obligations, holdout deposits and garnished bank accounts. This also includes special & time deposit in bank to set aside the deposits received from the customers and the balance of this bank account will offset the balance of Customers Deposits.

<u>Description</u>	<u>Bank</u>	<u>Purpose</u>	<u>Amount</u>
COWD/ LWUA JSA	DBP	Special Deposit	16,921,976.78
	DBP	Time Deposit	7,842,940.09
	LBP	Garnished Accounts	1,252,905.52
		Total	<u>26,017,822.39</u>
Customers Guaranty Deposit	DBP	Special Deposit	72,276.00
	DBP	Time Deposit	12,014,823.53
	LBP	Garnished Accounts	17,451.94
		Total	<u>12,104,551.47</u>
COWD Capital Improvement	LBP	Garnished Accounts	15,262.67
COWD Savings Account	LBP	Garnished Accounts	10,302.26
Loan Hold Out Deposits-Previous	DBP	Hold-out Deposits	29,223,424.53
Loan Hold Out Deposits-NRW	DBP	Hold-out Deposits	5,705,717.55
Loan Hold Out Deposits-DLSC	DBP	Hold-out Deposits	29,924,237.20
<b>Total</b>			<b><u>103,001,318.07</u></b>

**DBP-Hold Out Deposit**

Per Continuing Deed of Assignment with Hold-out with the DBP dated September 30, 2008, under no. 3 Terms and Conditions:

At any time while the Term Loan is outstanding, the Assignor shall cause to be maintained in the Deposit Account an amount equivalent to at least two(2) monthly amortizations (principal & interest) due on the Term Loan, mentioned in the Term Loan Agreement (collectively, the "Amount Held-Out"). For this purpose, the Assignor agrees not to make any withdrawal from the deposit account that will diminish the balance thereof to an amount less than the Amount Held-Out. The Assignor agrees that the Assignee shall have full control over the Amount Held-Out while the Term Loan and other amounts due thereon or by reason thereof remain outstanding and the Assignor cannot withdraw the same or any portion thereof without the prior written consent of the Assignee. Further, the Assignor hereby authorizes the Assignee to debit from the Deposit Account all amounts due and payable by the Assignor to the Assignee under the Term Loan Agreement and other documents executed in connection with the Term Loan.



REPUBLIC OF THE PHILIPPINES  
CAGAYAN DE ORO CITY WATER DISTRICT  
Corrales Avenue, Cagayan de Oro City

Notes to Financial Statements  
December 31, 2020

**DBP-Hold Out Deposit**

Per Deed of Assignment with Hold-out Agreement dated Feb. 07, 2017

The Assignee has granted the Assignor a total Loan of P 433,039,067.00 to be secured by an assignment with hold-out of Assignor's Peso Deposit with the Assignee. The Assignor has a deposit with the Assignee the amount of P 125,099,740.74, P 75,055,289.53 and P 5,500,000.00 covered by the Savings Account Nos. 0810-020011-531, 0810-027324-530 and 0810-020011-160. Therefore, by these presents, hereby assigns, transfers and conveys unto the Assignee all its rights, title to and interests in the deposit, together with all the interest due thereon and/or any renewal, roll-over or substitution thereof issued to and its name to the extent of the amount due and payable. The Assignor agrees that the Assignee shall have full control over the Amount Held-Out while the Term Loan and other amounts due thereon or by reason thereof remain outstanding and the Assignor cannot withdraw the same or any portion thereof without the prior written consent of the Assignee, Furthermore, the Assignor hereby authorizes the Assignee to debit from the Deposit Account all amounts due and payable by the Assignor to the Assignee under the Term Loan Agreement and other documents executed in connection with the Term Loan.

DBP-Hold Out for Irrevocable Domestic Standby Letter of Credit

DBP Corrales issued on April 18, 2018 an Irrevocable Domestic Standby Letter of Credit No. DSLC18006 of Cagayan de Oro City Water District to be opened against COWD deposit hold-out per Account No. 0810-020011-531. This will serve as a Guarantee in compliance with the Bulk Water Supply Agreement dated October 30, 2017, under no. 4.07 of the Terms and Conditions.

Garnished Accounts

On April 03, 2007 the Bureau of Internal Revenue ordered the garnishment of the COWD funds from depository banks. Therefore, these current accounts are frozen until BIR will lift its garnishment order.

**Other Assets**

→ This account consists of the following:

Visayan Surety-Injunction Bond	400,407.96
Land Transfer Cost -Deferred Costing	193,658.56
Non-moving Items for disposal	168,813.61
Idle Land	2,363,042.95
Land Occupied by Squatters	245,000.00
Total	<u>3,370,923.08</u>

Idle Land & Land Occupied by Squatters. These are owned by COWD but are not currently being used.



REPUBLIC OF THE PHILIPPINES  
CAGAYAN DE ORO CITY WATER DISTRICT  
Corrales Avenue, Cagayan de Oro City

ANNEX F-5

Notes to Financial Statements  
December 31, 2020

**Note 11 Financial Liabilities**

The District's Financial Liabilities consists of the following:

Accounts Payable	119,036,849.76
Due to Officers and Employees	17,225.85
Other Financial Liabilities	95,020,505.67
<b>Total</b>	<b>214,074,581.28</b>

**Other Financial Liabilities -Loans Payable**

Development Bank of the Philippines	87,864,158.79
Local Water Utility Administration	7,156,346.88
<b>Total</b>	<b>95,020,505.67</b>

**Note 12 Inter-Agency Payable**

The District's Inter-Agency Payable consists of the following:

Due to BIR	6,774,460.42
Due to GSIS	3,558,597.84
Due to Pag-ibig	120,616.45
Due to Philhealth	417,924.45
Due to Government Corporation -SSS	599.40
<b>Total</b>	<b>10,872,198.56</b>

**Note 13 Trust Liabilities**

The District's Trust Liabilities consists of the following:

Retention on contract payments	28,426,223.15
Performance and Bids Securities	6,040,068.40
<b>Total</b>	<b>34,466,291.55</b>

**Note 14 Other Payables**

The District's Other Payables consists of the following:

Legal Counsel (Notarial Fee)	1,723,139.00
FLOW	350,453.87
COWD Provident Fund	221,605.08
Hospitals	8,999.76
Various Payables	7,183,428.02
<b>Total Other Payables</b>	<b>9,487,625.73</b>

**Note 15 Loan Payables**

The District's Loan Payables consists of the following:

Local Water Utility Administration	14,835,214.90
Development Bank of the Philippines	387,236,043.69
<b>Total</b>	<b>402,071,258.59</b>



**REPUBLIC OF THE PHILIPPINES**  
**CAGAYAN DE ORO CITY WATER DISTRICT**  
 Corrales Avenue, Cagayan de Oro City

**Notes to Financial Statements**  
**December 31, 2020**

**Loans Payable**

Loans Payable consists of the following loans granted by Local Water Utilities Administration (LWUA) and Development Bank of the Philippines. Details is shown below:

LAN/PN	Title	Year	Loan Terms		Start of Amortization	Repayment Period (years)	Principal	Repayments	Balance as of 12/31/20
			Lender	Interest					
1-057	Phase II -A Prod. Wells	10/1/1983	LWUA	11%	12/31/2015	1/31/1990	5,000,000.00	5,001,181.00	(1,181.00)
1-051	Phase II-B Project - Schedules A, B & C	2/11/1988	LWUA	13%	7/31/2021	8/31/1995	95,079,394.29	88,889,133.41	6,190,260.88
3-747	Phase III - 520.128M	5/30/1996	LWUA	13%	9/30/2031	10/31/2005	520,128,000.00		
	Less Payment as of 08/2008						(9,334,840.00)		
	Balance						510,793,160.00		
	Less Amount refinanced by DBP						(296,118,104.00)		
	Loan Amount - Phase 3 214.6M			13%	9/30/2031	9/30/2008	214,675,056.00		
	Less: Payments as of April 2013						(10,144,575.00)		
	Balance						204,530,481.00		
	Less: Amount-refinanced by DBP						(183,623,730.10)		
	Balance for amortization						20,906,750.90	5,104,269.00	15,802,481.90
3-840	Phase 3 - 191.121M	7/5/2006	LWUA	13%			191,121,000.00		
	Less Payment as of 08/2008						(2,320,113.00)		
	Balance						188,800,887.00		
	Less: Amount refinance by DBP						(188,800,887.00)		
	Loan Amount - Phase 3 191.121M						-		
	Balance						-		
4-2317	Phase III - 200M	8/31/2006	LWUA	12.5%	12/31/2026	1/31/2007	100,000,000.00		
				13.5%			100,000,000.00		
	Total						200,000,000.00		
	Less: Payments as of April 2013						(20,678,853.00)		
	Balance						179,321,147.00		
	Less: Amount refinance by DBP						(179,321,147.00)		
	Balance						0.00	0.00	0.00
4-2547	Youngsville WSS-4.108M	2/3/2009	LWUA	7.5%	11/30/2016	12/31/2011	4,108,071.24	4,108,071.24	0.00
	Total - LWUA LOANS						418,862,521.53	103,102,654.65	21,991,561.78
2008-181	502.011 M Refinanced Loan	9/30/2008	DBP	9.00	9/30/2023	10/30/2008	502,011,668.62	363,592,444.67	138,419,223.95
2013-007	370.203M Refinance Loan	5/30/2013	DBP	7.6%	5/30/2028	5/30/2013	370,203,774.64	187,158,575.24	183,045,199.40
2017-002	200 M Back to Back Loan	3/13/2017	DBP	4.65%	9/8/2017	9/8/2017	200,000,000.00	200,000,000.00	0.00
2017-008	180,090 NRW Reduction Program	9/8/2017	DBP	5.70%	9/8/2032	10/8/2017	180,090,092.00	39,019,519.89	141,070,572.11
2017-009	23.45M NRW Reduction Program	9/8/2017	DBP	4.65%	9/8/2024	10/8/2017	23,455,053.00	10,889,845.98	12,565,207.02
	Total - LWUA & DBP						1,694,623,109.79	903,763,040.43	497,091,764.26
									95,020,505.67
									402,071,258.59

Less: Current Portion Long-term Debt  
 Total Long-term Liabilities

**SUMMARY:**

I. LWUA		Acct.433	Acct.434	Total Loans
		Long-term Loans	Current Portion	
1-057	Phase II -A Prod. Wells	0.00	(1,181.00)	(1,181.00)
1-051	Phase II-B Project - Schedules A, B & C	0.00	6,190,260.88	6,190,260.88
3-747	Phase III - 520.128M	14,835,214.90	967,267.00	15,802,481.90
4-2317	Phase III - 200M	0.00	0.00	0.00
4-2547	Youngsville WSS-4.108M	0.00	0.00	0.00
	<b>TOTAL LWUA</b>	<b>14,835,214.90</b>	<b>7,156,346.88</b>	<b>21,991,561.78</b>
II. DBP				
2008-181	502.011M Refinanced Loan	90,592,044.80	47,827,179.15	138,419,223.95
2013-007	370.203M Refinanced Loan	158,364,947.72	24,680,251.68	183,045,199.40
2017-002	200 M Back to Back Loan	0.00	0.00	0.00
2017-008	180,090 NRW Reduction Program	129,064,565.99	12,006,006.12	141,070,572.11
2017-009	23.45M NRW Reduction Program	9,214,485.18	3,350,721.84	12,565,207.02
	<b>GRAND TOTAL</b>	<b>402,071,258.59</b>	<b>95,020,505.67</b>	<b>497,091,764.26</b>

The amount of Php502,011,668.662 was credited to LWUA's LBP-Commonwealth branch saving account no. 511357455-9 on September 30, 2008 and was applied as follows:

LAN	Loan Outstanding as of Aug. 2008	Application of the 50% loan	2% Preterm. Fee	Total Refinanced Amount	Outstanding Balance
1-051	79,122,331.80				
1-057	2,440,640.00				
3-747	510,793,160.00	296,118,104.00	5,922,362.08	302,040,466.08	214,675,056.00
3-840	188,800,887.00	188,800,887.00	3,776,017.74	192,576,904.74	
4-2317	196,075,261.00				
OAB	7,394,297.80	7,394,297.80		7,394,297.80	
<b>TOTAL</b>	<b>984,626,577.60</b>	<b>492,313,288.80</b>	<b>9,698,379.82</b>	<b>502,011,668.62</b>	

The amount of Php370,203,774.64 was credited to LWUA's LBP Commonwealth Branch Savings Account No. 511357455-9 on May 30, 2013 and was applied as follows:

LAN	Loan Outstanding as of Apr. 2013	Application of the 80% loan outstanding	2% Preterm. Fee	Total Refinanced Amount
1-051	63,500,316.61			
1-057	1,020,592.00			
3-747	204,530,481.00	183,623,730.10	3,672,474.60	187,296,204.70
4-2317	179,321,147.00	179,321,147.00	3,586,422.94	182,907,569.94
4-2547	3,095,481.24			
<b>TOTAL</b>	<b>451,468,017.85</b>	<b>362,944,877.10</b>	<b>7,258,897.54</b>	<b>370,203,774.64</b>

The pretermination fees charged by DBP and the front-end fees/documentary stamps.

Refinance Loan	2% Preterm Fee	Front-end fee/ Doc stamp	Start of Amort.	No. of years	Total Amount
502.011M	9,698,379.82	6,651,664.61	Oct. 2008	15.00	16,350,044.43
370.203M Refinance Loan	7,258,897.54	2,905,039.00	Jun. 2013	15.00	10,163,936.54
200 M Back to Back Loan		490,411.00	Sep. 2017	0.50	490,411.00
180,090 NRW Reduction Program		900,451.00	Oct. 2017	15.00	900,451.00
23.45M NRW Reduction Program		117,276.00	Oct. 2017	7.00	117,276.00



REPUBLIC OF THE PHILIPPINES  
CAGAYAN DE ORO CITY WATER DISTRICT  
Corrales Avenue, Cagayan de Oro City

ANNEX F-5

Notes to Financial Statements  
December 31, 2020

**Note 16 Deferred Credits**

The District's Deferred Credits consists of the following;

Office of the President Sendong OP Grant	2,317,749.69	
COWD Bugo Village	303,555.18	
Service Connection Materials paid by customers	11,224,511.19	
Barangay Lapasan Rehabilitation Project	1,036,823.15	
COWD NHA CDO Bayanihan Village Project	10,691,220.60	
WSS Calaanan Project	5,816,797.21	
COWD Service Connection Fee	1,051,960.00	
Others	17,546,638.09	
<b>Other Deferred Credits</b>	<b>49,989,255.11</b>	
<b>LWUA Grant from</b>		
Office of the Pres. per COWD OR#3542064 dtd. 1/4/12		52,791,000.00
Speaker Belmonte per COWD OR# 3534291 dtd. 1/24/12		1,000,000.00
<b>Total LWUA Grant</b>		<b>53,791,000.00</b>
Less: Disbursed		51,473,250.31
<b>LWUA Grant Balance</b>		<b>2,317,749.69</b>

**Note 17 Government Equity**

The District's Government Equity consists of the following;

<b>A. City Government</b>		
1. Fixed Assets turned over by the City Gov't to WD on Dec. 31, 1973, net of P1,035,562.30	544,711.22	
Less: Land reverted to donors (JV 12-60-05)	(18,900.00)	
2. A/R -Customers turned over on Dec. 31, 1973	167,199.08	
3. Cost of Cogon Market Pipeline	28,419.94	
Sub-total	721,430.24	
<b>B. USAID Grant</b>		
Regional Water Supply Training & Library.	145,495.16	
	866,925.40	
<b>Total</b>	<b>866,925.40</b>	

**Note 18 Revaluation Surplus**

The total amount of P28,442,834.00 was taken up representing under valuation of land and land rights and booked up per JV 11-36-96 and JV12-51-96. The amount of P177,600.00 representing appraisal cost of land reverted to donors per JV 12-20-05. Breakdown of parcels of land and its corresponding appraisal cost are as follows:

Location	Area sq.m.	Appraisal Cost
Aluba Reservoir	1441	386,057.50
Balulang PW No. 14	300	42,325.00
Balulang PW No. 4	200	20,000.00
Balungis PW No. 17	300	90,000.00
Bantiles, Bugo PW No. 11	400	103,127.25
Bontola PW No. 2	600	220,000.00
Bontola Reservoir	2784	395,232.00
Bugo, Reyes PW No.5	482	96,400.00
Bugo Reservoir	420	37,800.00
Bugo PW No. 6	150	21,000.00
Calaanan PW No. 10	1409	650,008.18
Calaanan PW No. 12	400	165,010.00
Calaanan PW No. 15	400	167,780.00
Calaanan	396	172,000.00
Camaman-an Reservoir	2698	187,844.37
Carmen	120	93,600.00
Carmen Reservoir	3600	879,650.00
Corrales Ave., Main Bldg.	991	9,806,307.00
Gaston Park	281	269,760.00
Grechills Reservoir	420	252,000.00
Gusa	490	161,700.00
Kauswagan Shop Bldg.	4789	6,055,985.00
Macasandig Booster Pump	750	810,000.00
Macasandig PW No. 1 Operation Bldg.	1620	2,218,600.00
Macasandig PW No. 4	116	115,416.00
Macasandig PW No. 7	1200	540,000.00
Macasandig PW No. 8	432	140,360.00
Macasandig	252	70.18
Macasandig PW No. 3 & 3A	254	189,616.56



REPUBLIC OF THE PHILIPPINES  
CAGAYAN DE ORO CITY WATER DISTRICT  
Corrales Avenue, Cagayan de Oro City

ANNEX F-5

Notes to Financial Statements  
December 31, 2020

Location	Area sq.m.	Appraisal Cost
Macasandig	348	156,600.00
Macasandig PW No. 9	7743	3,677,925.00
Macasandig Old Pump	218	<u>320,460.00</u>
Total		28,442,834.04
Land reverted to donor	150	(21,000.00)
Land reverted to donor	348	<u>(156,600.00)</u>
Total		<u>28,265,234.04</u>

In adherence with AOM No. COWD2015-23 dated 11/5/2015, the Donated Capital from LWUA Sendong Grant amounting to P36,476,905.41 was reclassified to Retained Earnings Appropriated per JV No. 11-28D-15.

Note 19 Donated Property Plant and Equipment

Part of the District's Retained Earnings Unappropriated are various Donated Property Plant and Equipment. Details as follows:

Laboratory Equipments	102,504.19
Transmission and Distribution Mains	42,631,006.51
Office Furnitures & Fixtures	66,950.00
Distribution Lines	843,073.25
Fire Hydrants	2,622,454.25
M.STB-Iponan, Westfield Home	941,247.09
PPE-TranspoEquip-Geo-Transprt	763,000.00
PPE-JICA Donation	40,994,730.00
PPE-Swiss Humanitarian Aid Donation	1,999,957.90
<b>Total</b>	<u><b>90,964,923.19</b></u>

Note 20 Revenue

Effects of COVID-19 pandemic on our revenue from Waterworks System Fees and Penalties. Approved per Board Resolution Nos., 026, 034, 042, 048, 053, 057,058 series of 2020, COWD have permanently waived penalties for water bills with due dates that fall within the period March 17 to July 15, 2020 and to defer the disconnection of overdue accounts until further notice. These resolutions are in line with the Declaration of Inter-Agency Task Force (IATF) Resolution No. 13 stating Cagayan de Oro will remain under Modified General Community Quarantine. Details as follows:

Waterworks System Fees	Actual	Budget	Over / (Under)
January 2020	91,728,560.38	99,885,692.00	(8,157,131.62)
February 2020	94,855,176.37	100,263,992.00	(5,408,815.63)
March 2020	89,678,761.25	100,642,292.00	(10,963,530.75)
April 2020	95,909,627.08	101,020,592.00	(5,110,964.92)
May 2020	91,248,915.15	101,398,892.00	(10,149,976.85)
June 2020	91,157,909.32	101,777,192.00	(10,619,282.68)
July 2020	92,718,424.57	102,155,492.00	(9,437,067.43)
August 2020	88,956,626.02	102,533,792.00	(13,577,165.98)
September 2020	85,372,029.17	102,912,092.00	(17,540,062.83)
October 2020	86,299,599.58	103,290,392.00	(16,990,792.42)
November 2020	85,457,904.37	103,668,692.00	(18,210,787.63)
December 2020	85,354,781.14	104,046,997.00	(18,692,215.86)
<b>Total</b>	<u><b>1,078,738,314.40</b></u>	<u><b>1,223,596,109.00</b></u>	<u><b>(144,857,794.60)</b></u>

Penalties	Actual	Budget	Over / (Under)
January 2020	3,874,228.02	4,922,168.00	(1,047,939.98)
February 2020	3,849,939.08	4,941,083.00	(1,091,143.92)
March 2020	2,637,331.87	4,959,998.00	(2,322,666.13)
April 2020	(34,978.28)	4,978,913.00	(5,013,891.28)
May 2020	(14,802.60)	4,997,828.00	(5,012,630.60)
June 2020	(28,114.04)	5,016,743.00	(5,044,857.04)
July 2020	(82,673.74)	5,035,658.00	(5,118,331.74)
August 2020	904,327.14	5,054,573.00	(4,150,245.86)
September 2020	4,859,688.51	5,073,488.00	(213,799.49)
October 2020	4,562,146.45	5,092,403.00	(530,256.55)
November 2020	4,387,633.09	5,111,318.00	(723,684.91)
December 2020	4,316,631.19	5,130,233.00	(813,601.81)
<b>Total</b>	<u><b>29,231,356.69</b></u>	<u><b>60,314,406.00</b></u>	<u><b>(31,083,049.31)</b></u>

Note 21 Income From Grants And Donations In Cash

Per approved Board Resolution No. 008-s,2020, Total Income Budget for CY 2020 includes P 500,000,000.00 grant from Local Government of Cagayan de Oro City. This is intended to fund capital expenditure for CY 2020 but not yet received as of December 31, 2020.





Notes to Financial Statements  
December 31, 2020

Note 21 Significant Disclosures

Joint Venture Agreement dtd. 8/14/17 between COWD and Metropac Water Investment Corporation (MWIC)

On June 8, 2015, COWD accepted the unsolicited MWIC's proposal to enter into a joint venture under Revised Joint Venture Guidlines issued by the National Economic Development Authority. The parties agreed to divide the JV activities into two phases: (1) the design and construction of transmission facilities and rehabilitation of the existing reservoir located at Camaman-an, Cag. de Oro to enable the distribution of the least 40MLD of potable bulk water within the eastern sector of Cag. de Oro to be completed within 12 months from the effectiveness of this agreement, and (2) the supply of at least 60MLD of bulk water treated to the service requirement of western sector, to be implemented within 2 months from the effectiveness of this agreement.

The JV Agreement was signed on August 14, 2017 under the JV Corporation corporate name Cagayan de Oro Bulk Water Inc. The initial authorized capital stock in the amount of Php 140,000,000.00 divided into 140,000,000 shares with par value of Php1.00 per share. The allocation of share of stocks is as follows:

	COWD	MWIC	TOTAL
Initial No. of Shares Subscribed	1,750,000.00	33,250,000.00	35,000,000.00
Additional No. of Shares Subscribed	5,250,000.00	99,750,000.00	105,000,000.00
Total No. of Share Subscribed	7,000,000.00	133,000,000.00	140,000,000.00
Amount Subscribed	₱ 7,000,000.00	₱ 133,000,000.00	₱ 140,000,000.00
% of Outstanding Capital	5.00%	95.00%	100.00%

The subscription price for the Parties' additional subscriptions for an aggregate of P105,000,000 Shares shall be paid at such times and on such terms as may be determined by the Board; provided, that the Parties hereby acknowledge that the payment for the COWD's subscriptions for Shares shall be sourced from the rentals to be paid on COWD under the Lease Agreement

Bulk Water Supply Agreement dtd. 10/30/17 between COWD and Cag. De Oro Bulk Water Inc. (COBI) to supply treated water

Billing Month	Bulk Water Rates
1-24	₱ 16.00
25-36	₱ 16.60
37-600	Base Rate Fee + Fee Adjustment based on BWSA Agreement

Lease Agreement of COWD Existing Facilities dtd. 10/30/17 between COWD and Cag. De Oro Bulk Water Inc. (COBI)

In pursuant to the Joint Venture Agreement, COWD agreed to lease the following facilities to Cag. De Oro Bulk Water Inc. This shall commence from the execution date dtd. 10/30/17 and shall remain effective and binding upon the Parties for as long as the JVA remains in effect, unless otherwise terminated in accordance with Section 5 of this agreement. For the exclusive use of this facilities the lessee shall pay the rental payment in the amount of ₱ 7,000,000.00 covering the entire term of the Rent on the Commencement Date.

1. Deep Well#18 is located at Barangay Canito-an, Cagayan de Oro City. It has an approximate capacity of P 1,476 cubic meters/per day and has an effective elevation of 26 meters above mean sea level. It is in standby mode and only serves as alternative Deep Well source of COWD. It has an appraised market value of Php 1,770,000.00.

2. Deep Well#12 is located at Barangay Canito-an, Cagayan de Oro City. It has an approximate capacity of P 633 cubic meters/per day and has an effective elevation of 17.40 meters above mean sea level. It is in standby mode and only serves as alternative Deep Well source of COWD. It has an appraised market value of Php 2,364,000.00.

Humanitarian Donation of the Government of Switzerland to COWD

As part of the relief operation for the Victims of the Typhoon Sendong, the Government of Switzerland thru its Swiss Humanitarian Aid (SHA) donated the following Equipments to Cagayan de Oro City Water District with a total amount of Php 2,092,736.60 ( CHF 44,647 X Php 46.87295 per CHF to Php exchange rate dtd. 1/30/2012) per Memorandum of Agreement & Letter of Donation between the COWD and the Swiss Humanitarian Aid of the Swiss Confederation dtd. June 1, 2012 and GM Memorandum 15, s-2012.

- 2 Bladders 5,000 litres with drinking water distribution stand
- 1 Bladders 10,000 litres with drinking water distribution stand
- 1 water laboratory
- 1 well cleaning set
- 2 tool kit
- 1 repair kit for drinking water distribution stand
- 18 WATASOL

Equipments Turn-over by Japan International Cooperation Agency (JICA) to COWD

As part of the Rehabilitation Project for COWD Facilities Damaged by Typhoon Sendong, Japan International Cooperation Agency(JICA) turn-over the following Equipments to Cagayan de Oro City Water District with a total amount of Php 40,994,730.00.

I. Production Facilities

A. New Booster Pump (3-Phase 440 V)			
150 Hp submersible pump & motor		7,500,000.00	
150 Hp VFD complete w/ panel board & accessories		3,500,000.00	
software		<u>1,000,000.00</u>	12,000,000.00
B. Production Well Motors (3-Phase 440V Submersible)			
PW No. 1-125 Hp		2,000,000.00	
PW No. 4- 60 Hp (240V)		1,500,000.00	
PW No. 7- 60 Hp		1,500,000.00	



**REPUBLIC OF THE PHILIPPINES**  
**CAGAYAN DE ORO CITY WATER DISTRICT**  
 Corrales Avenue, Cagayan de Oro City

**Notes to Financial Statements**  
**December 31, 2020**

PW No. 9-125 Hp	2,000,000.00	
PW No. 19-100 Hp	2,000,000.00	
PW No. 24-30 Hp	<u>800,000.00</u>	9,800,000.00
<b>C. Transformer</b>		
Power Cable for BPS old	800,000.00	
Secondary Cable for BPS New-Yen Loan	<u>800,000.00</u>	1,600,000.00
<b>D. Chlorinating System</b>		
100 ppd		1,000,000.00
<b>E. Generator Set</b>		
219 KVA for PWs 4,7,9 & 19	6,000,000.00	
75 KVA for PW 24	<u>1,094,730.00</u>	7,094,730.00
<b>ii. Other Facilities</b>		
<b>A. Laboratory Apparatus and Equipment</b>		
Biosafety Cabinet		1,000,000.00
<b>III. Service Connection Rehab</b>		
<b>A. Materials</b>		
5/8" 1/2" water meter		<u>8,500,000.00</u>
<b>Total</b>		<u><u>40,994,730.00</u></u>

**GSIS Payable- Premium Deficiency (ER) under MOA signed on October 31, 2013**

Approved per Board Resolution Nos. 101, S-12 and 061, S-13, (Annex "A") dated September 25, 2012 and July 15, 2013 respectively the Memorandum of Agreement (MOA) between COWD and GSIS for the settlement of unpaid premiums and interest for the period covered June 1978 to March 1992 with the net total obligation of P 6,410,706.93 and such is payable within a period of sixty (60) months, with interest rate of twelve percent (12%) per annum on a diminishing balance.

Approved per Board Resolution No. 010, S-2015 the 5-year term mode of payment of Government Share (GS) back Premium, Arrearages & Interest including 50% interest for retired and separated employees covering the period from June 1978 to March 1992 with a maximum total estimated amount of Php 3,155,157.21 and authorize the General Manager to enter into and sign a Supplemental Memorandum of Agreement (MOA) with GSIS for and in behalf of COWD. However, this was amended per Board Resolution No. 024, S-15.

Approved per Board Resolution No. 024, S-15 the resolution to pay the Government Share of Back Premium, Arrearages & Interest with 50% condonation covering the period from June 1978 to March 1992 for retired and or separated employees in the total amount of Php 1,380,681.56 on one time basis rather than the 5-year term mode of payment to save on interest charges that would amount to Php 62,068.36.

Memorandum of Agreement (MOA) dated March 19, 2014 between National Housing Authority (NHA) and Cagayan de Oro City Water District (COWD). The COWD Board of Directors Resolution No. 100, S-13 approve the Memorandum of Agreement (MOA) by and between NHA and COWD for the Installation, Operation and Maintenance of the Development of Water Source with Overhead Steel Tank at the NHA-CDO Bayanihan Village Phase I located at Macapaya, Camaman-an, Cagayan de Oro City. The Project will be undertaken at an Estimated Total Project Cost of Eleven Million Eight Hundred Seventy Nine Thousand One Hundred Thirty Four Pesos (Php 11,879,134.00) to be completed within a period of 120 calendar days, breakdown as follows;

Lot Acquisition	280,000.00
Production Well Drilling	2,836,690.00
Support Facilities	6,365,950.00
Overhead Steel Tank	<u>2,396,494.00</u>
<b>TOTAL</b>	<u><u>11,879,134.00</u></u>

Funds for Installation of the said project shall be provided by NHA Forty Percent (40%) of the total project cost shall be released upon perfection of the Agreement while the rest of the project shall be released on progress payment basis. The said partial payment of 40% of the total project cost was received by COWD per OR No. 3789040 dated September 3, 2014 amounting to Php 4,751,653.60.

Memorandum of Agreement (MOA) dated June 29, 2015 between DILG, LGU of Cagayan de Oro City and COWD. The COWD Board of Directors' Resolution No. 070, S-15 dtd. 6/2/2015 approved the Memorandum of Agreement (MOA) by and between DILG, LGU-CDOC and COWD for the Proposed Expansion of Level II Water Supply System for CDORSHPI Phase III at Calaan, Calanitoan, this city, as one of the 2014 Bottom-up Budgeting (BUB) Program of the present administration which will be funded by the DILG (as source agency), LGU (as implementing partner) and COWD (as implementing agency). The said project will serve 1,274 families that have been displaced by typhoon Sendong.

The total cost for this project is as follows;

<u>Agency</u>	<u>Amount</u>
DILG	4,900,000.00
LGU of Cagayan de Oro City	2,100,000.00
COWD	<u>3,400,146.00</u>
<b>TOTAL</b>	<u><u>10,400,146.00</u></u>

Memorandum of Agreement (MOA) dated 8/16/16 between Local Water Utilities Administration and Cagayan de Oro City Water District Per Board Resolution No. 014, s-2018 dated January 17, 2018 which approved the amendment of Resolution No. 067, s-2017 dated June 1, 2017 for the release of P 60,278,254.00 to support the water supply system projects in Cagayan de Oro City for displaced families affected by Typhoon Sendong in 2011. The approved financial assistance from DBM through National Risk Reduction and Management Council (NDRRMC) was released through LWUA per LWUA Equity Account Check No. 0000024792 dtd. 4/23/2018. Details are as follows:



REPUBLIC OF THE PHILIPPINES  
CAGAYAN DE ORO CITY WATER DISTRICT  
Corrales Avenue, Cagayan de Oro City

ANNEX F-5

Notes to Financial Statements  
December 31, 2020

**Relocation Sites**

Calaanan, Barangay Canitoan (Mahogany, Talongan, Phase III & Expansion Area)	30,111,900.00
Barangay Canitoan (Gawad Kalinga)	8,973,996.85
Xavier Eco-Ville Relocation Sites, Barangay Lumbia	23,126,746.05
NHA-Bayanihan Relocation Village Phase 1, Sitio Macapaya, Barangay Camaman-an	<u>1,410,502.11</u>
<b>Total Project Cost per LWUA validated Program of Works</b>	<b>63,623,145.01</b>
Less: LWUA's Engineering, Administrative & Overhead Cost	<u>(3,344,891.01)</u>
<b>Net Amount released to COWD per COWD OR No. 4201101 dtd. 5/10/18</b>	<b><u>60,278,254.00</u></b>

- 4 Memorandum of Agreement (MOA) dated 1/14/2019 between Local Government Unit of Cagayan de Oro and Cagayan de Oro City Water District for the proposed water supply system of Sitio Tipolohon in Camaman-an under Bottom-up Budgeting (BUB) 2016. The respective counterparts of COWD & funding from BUB Program is as follows:

Bottom-Up Budgeting (BUB) Fund (COWD OR#s 4233711& 4233748)	1,000,000.00
COWD	<u>826,448.49</u>
<b>Total Project Cost</b>	<b><u>1,826,448.49</u></b>



REPUBLIC OF THE PHILIPPINES  
CAGAYAN DE ORO CITY WATER DISTRICT  
Corrales Avenue, Cagayan de Oro City

Statement of Financial Position  
As of December 31, 2020  
(With comparative figures for CY 2019)

	2020	2019
	Amount	Amount
<b>ASSETS</b>		
<b>Current Assets</b>		
Cash and Cash Equivalent		
Cash on Hand		
Cash -Collecting Officers	4,699,052.50	3,519,612.33
Cash in Bank-Local Currency		
Cash In Bank- Local Currency, Current Account	158,673,592.73	246,443,106.11
Cash Equivalent		
Time Deposits-Local Currency	84,055,348.15	103,865,646.45
Total	<u>247,427,993.38</u>	<u>353,828,364.89</u>
Investments		
Investments in Time Deposits		
Investment in Time Deposits-Local Currency	419,355,915.54	493,210,693.66
Receivables		
Accounts Receivables		
Accounts Receivable	452,629,709.05	354,171,093.05
Allowance For Impairment-Accounts Receivable	(40,870,386.50)	(37,884,688.61)
Other Receivables		
Receivable- Disallowances/Charges	67,749,716.93	39,971,212.51
Due From Officers And Employees	60,499.55	17,480.84
Other Receivables	1,162,672.93	1,182,008.93
Allowance For Impairment-Other Receivables	(993,590.75)	(987,069.77)
Total	<u>479,738,621.21</u>	<u>356,470,036.95</u>
Inventories		
Inventory Held for Manufacturing		
Work-in-Process Inventory	176,324.18	153,060.37
Finished Goods Inventory	1,967,591.41	1,709,914.30
Inventory Held for Consumption		
Office Supplies Inventory	6,173,198.31	6,328,819.38
Accountable Forms, Plates And Stickers	1,458,397.20	933,834.10
Non-Accountable Forms Inventory	472,243.01	346,379.79
Fuel, Oil and Lubricant Inventory	302,085.68	325,563.11
Chemicals And Filtering Supplies Inventory	2,093,806.79	2,355,745.17
Construction, Materials Inventory	166,067,412.98	172,100,154.05
Other Supplies and Materials Inventory	9,245,027.97	9,151,230.43
Semi-Expendable Machinery & Equipment Inventory	22,026.64	12,684.40
Semi-Expendable Furniture and Fixtures Inventory	48,683.82	29,196.32
Total	<u>188,026,797.99</u>	<u>193,446,581.42</u>
Other Current Assets		
Prepayments		
Prepaid Registration	63,154.96	60,470.35
Prepaid Insurance	1,040,911.15	898,010.82
Other Prepayments	100,918.24	40,483.71
Advances		
Advances to Officers and Employees	3,503.76	4,024.22
Total	<u>1,208,488.11</u>	<u>1,002,989.10</u>
Total Current Assets	<u>1,335,757,816.22</u>	<u>1,397,958,666.01</u>
<b>Non-Current Assets</b>		
Property, Plant and Equipment, net		
Lands	40,830,774.18	40,830,774.18
Infrastructure Assets		
Plant-Utility Plant in Service (UPIS)	1,662,138,322.40	1,627,797,108.42
Accumulated Depreciation-Plant (UPIS)	(991,232,410.42)	(939,118,598.33)
Total Infrastructure Assets	<u>670,905,911.98</u>	<u>688,678,510.09</u>
Buildings and Other Structures		
Buildings	37,475,015.38	37,153,320.48
Water Plant, Structure and Improvements	109,810,993.45	109,749,303.25
Total Buildings and Other Structures	<u>147,286,008.83</u>	<u>146,902,623.73</u>
Accumulated Depreciation-Buildings	(14,341,785.98)	(10,992,094.60)



**REPUBLIC OF THE PHILIPPINES**  
**CAGAYAN DE ORO CITY WATER DISTRICT**  
 Corrales Avenue, Cagayan de Oro City

**Statement of Financial Position**  
**As of December 31, 2020**  
*(With comparative figures for CY 2019)*

	2020	2019
	Amount	Amount
Accumulated Depreciation-Water Plant	(58,035,117.15)	(58,032,612.15)
Total Accumulated Depreciation	<u>(72,376,903.13)</u>	<u>(69,024,706.75)</u>
Total Buildings and Other Structures, net	<u>74,909,105.70</u>	<u>77,877,916.98</u>
<b>Machinery and Equipment</b>		
Machinery	307,712,099.97	286,434,035.72
Accumulated Depreciation-Machinery	(228,392,819.04)	(202,840,290.91)
Office Equipments	61,068,866.40	58,198,771.40
Accumulated Depreciation-Office Equipments	(31,915,543.64)	(23,401,559.39)
Information And Communication Technology Equipment	14,365,328.57	13,838,838.57
Accumulated Depreciation-Information And Communication	(1,183,893.98)	(116,889.50)
Communication Equipment	11,229,051.13	11,229,051.13
Accumulated Depreciation-Communication Equipment	(12,373.80)	(2,474.76)
Construction And Heavy Equipment	7,280,000.00	1,495,000.00
Accumulated Depreciation-Construction And Heavy Equipment	(401,062.50)	(33,637.50)
Disaster Response And Rescue Equipment	1,049,950.00	1,049,950.00
Accumulated Depreciation-Disaster Response And Rescue Equip.	(157,489.50)	(22,498.50)
Sports Equipment	16,800.00	16,800.00
Technical & Scientific Equipment	41,207.82	41,207.82
Other Equipment	76,326,298.89	74,615,188.89
Accumulated Depreciation-Other Equipment	(10,156,891.71)	(8,006,614.38)
Total Machinery and Equipment	<u>206,869,528.61</u>	<u>212,494,878.59</u>
<b>Transportation Equipment</b>		
Motor Vehicles	91,273,630.48	86,584,130.48
Accumulated Depreciation-Motor Vehicles	(46,715,889.94)	(38,981,754.01)
Total Transportation Equipment	<u>44,557,740.54</u>	<u>47,602,376.47</u>
<b>Furniture, Fixtures and Books</b>		
Furniture, Fixtures And Books	6,833,738.70	3,676,801.00
Accumulated Depreciation-Furniture, Fixtures And Books	(3,435,861.38)	(2,055,554.03)
Total Furniture, Fixtures and Books	<u>3,397,877.32</u>	<u>1,621,246.97</u>
<b>Construction in Progress</b>		
Construction in Progress-Infrastructure Assets	27,376,077.51	18,994,209.64
Construction In Progress-Buildings And Other Structures	172,189,532.28	131,287,470.29
Total	<u>199,565,609.79</u>	<u>150,281,679.93</u>
Total Accumulated Depreciation	<u>-</u>	<u>-</u>
Property, Plant and Equipment, net	<u>1,241,036,548.12</u>	<u>1,219,387,383.21</u>
<b>Intangible Assets</b>		
Computer Software	6,270,984.09	4,928,877.00
Other Intangible Assets	4,056,086.48	4,056,086.48
Accumulated Depreciation-Computer Software	(73,502.64)	(17,903.16)
Accumulated Depreciation-Other Intangible Assets	(4,524,978.63)	(3,284,783.85)
Total Accumulated Depreciation	<u>5,728,589.30</u>	<u>5,682,276.47</u>
<b>Other Assets</b>		
Prepayments	1,600,315.64	2,814,583.17
Advances To Contractor		
Deposits	9,552,147.88	9,557,471.32
Guaranty Deposit		
Restricted Funds		
Restricted Funds	103,001,318.07	102,309,699.86
Other Assets		
Other Asset	3,370,923.08	3,370,923.08
Total	<u>117,524,704.67</u>	<u>118,052,677.43</u>
Total Non-Current Assets	<u>1,364,289,842.09</u>	<u>1,343,122,337.11</u>
<b>Total Assets</b>	<u>2,700,047,658.31</u>	<u>2,741,081,003.12</u>



REPUBLIC OF THE PHILIPPINES  
CAGAYAN DE ORO CITY WATER DISTRICT  
Corrales Avenue, Cagayan de Oro City

Statement of Financial Position  
As of December 31, 2020  
(With comparative figures for CY 2019)

	2020	2019
	Amount	Amount
<b>LIABILITIES</b>		
<b>Current Liabilities</b>		
<b>Financial Liabilities</b>		
<b>Payables</b>		
Accounts Payable	119,036,849.760000	93,279,477.68
Due To Officers And Employees	17,225.850000	17,225.85
Loans Payable-Domestic	95,020,505.670000	125,940,419.69
<b>Total</b>	<u>214,074,581.28</u>	<u>219,237,123.22</u>
<b>Inter-Agency Payables</b>		
Due to BIR	6,774,460.42	9,259,032.86
Due to GSIS	3,558,597.84	4,738,435.79
Due to Pag-ibig	120,616.45	134,497.10
Due to Philhealth	417,924.45	359,393.94
Due to SSS	599.40	599.40
<b>Total</b>	<u>10,872,198.56</u>	<u>14,491,959.09</u>
<b>Trust Liabilities</b>		
Guaranty/Security Deposit Payable	34,466,291.55	29,690,428.56
<b>Total</b>	<u>34,466,291.55</u>	<u>29,690,428.56</u>
<b>Other Payables</b>		
Other Payables	9,487,625.73	8,835,041.61
<b>Total</b>	<u>9,487,625.73</u>	<u>8,835,041.61</u>
<b>Provisions</b>		
Leave Benefits Payable	15,704,833.79	25,214,458.91
<b>Total</b>	<u>15,704,833.79</u>	<u>25,214,458.91</u>
<b>Total Current Liabilities</b>	<u>284,605,530.91</u>	<u>297,469,011.39</u>
<b>Non-Current Liabilities</b>		
Loans Payable		
Loans Payable-Domestic	402,071,258.59	470,810,507.33
Trust Liabilities		
Customers' Deposits Payable	9,055,066.05	9,056,122.05
Deferred Credits		
Other Deferred Credits	49,989,255.11	39,355,682.00
<b>Total Non-Current Liabilities</b>	<u>461,115,579.75</u>	<u>519,222,311.38</u>
<b>Total Liabilities</b>	<u>745,721,110.66</u>	<u>816,691,322.77</u>
<b>EQUITY</b>		
Government Equity	866,925.40	866,925.40
Revaluation Surplus	28,265,234.04	28,265,234.04
Retained Earnings/ (Deficit)	1,925,194,388.21	1,895,257,520.91
<b>Total Equity</b>	<u>1,954,326,547.65</u>	<u>1,924,389,680.35</u>
<b>Total Liabilities and Equity</b>	<u>2,700,047,658.31</u>	<u>2,741,081,003.12</u>



REPUBLIC OF THE PHILIPPINES  
CAGAYAN DE ORO CITY WATER DISTRICT  
Corrales Avenue, Cagayan de Oro City

Statement of Profit or Loss and Other Comprehensive Income  
For the Period Ended December 31, 2020  
(With comparative figures for CY 2019)

	2020	2019
<b>Income</b>		
<b>Business Income</b>		
Waterworks System Fees	1,078,738,314.40	1,088,203,239.23
Seminar/Training Fees	-	-
Interest Income	7,347,970.99	9,689,534.28
Fines and Penalties-Business Income	29,405,595.59	43,708,324.94
Other Business Income	6,222,259.00	6,878,306.59
<b>Total</b>	<b>1,121,714,139.98</b>	<b>1,148,479,405.04</b>
<b>Assistance and Subsidy</b>		
Income From Grants And Donations In Cash	164,427.17	1,000,000.00
<b>Other Non-Operating Income</b>		
Miscellaneous Income	3,775,149.40	4,222,296.51
<b>Total Income</b>	<b>1,125,653,716.55</b>	<b>1,153,701,701.55</b>
<b>Expenses</b>		
<b>Less: Operating Expenses:</b>		
<b>Personal Services</b>		
<b>Salaries and Wages</b>		
Salaries and Wages-Regular	118,561,633.05	117,595,320.61
Salaries and Wages-Casual/Contractual	36,867,252.43	28,948,534.58
<b>Other Compensation</b>		
Personnel Economic Relief Allowance (PERA)	15,137,526.25	13,353,292.96
Representation Allowance	2,004,625.00	2,076,750.00
Transportation Allowance	2,004,625.00	2,076,750.00
Clothing/ Uniform Allowance	3,972,000.00	3,629,633.20
Honoraria	517,950.00	627,550.00
Overtime and Night Pay	4,600,813.51	5,723,834.85
Year-end Bonus	14,595,336.58	13,308,897.68
Cash Gift	3,309,000.00	3,007,694.29
Other Bonuses and Allowances	18,997,597.24	17,734,786.37
<b>Personnel Benefit Contributions</b>		
Retirement and Life Insurance Premiums	18,905,277.30	18,072,110.87
Pag-ibig Contributions	726,430.72	686,780.48
Philhealth Contributions	2,248,080.61	1,786,153.67
Employees Compensation Insurance Premiums	778,318.76	724,837.17
Provident/Welfare Fund Contributions	8,335,179.85	27,829,055.26
<b>Other Personnel Benefits</b>		
Terminal Leave Benefits	-	-
Other Personnel Benefits	7,536,160.00	7,265,930.00
<b>Total Personal Services</b>	<b>259,097,806.30</b>	<b>264,447,911.99</b>
<b>Maintenance and Other Operating Expenses</b>		
<b>Traveling Expenses</b>		
Travel Expenses-Local	374,705.80	2,471,595.11
Traveling Expenses-Foreign	-	40,633.48
<b>Training and Scholarship Expenses</b>		
Training Expenses	306,959.71	3,521,437.30
<b>Supplies and Materials Expenses</b>		
Office Supplies Expense	2,239,696.51	2,769,578.61
Accountable Forms	408,815.70	1,180,745.00
Non-Accountable Forms	8,100.00	120,100.04
Drug & Medical Expenses	36,726.65	45,115.25
Medical, Dental & Lab. Sup. Exp.	878.50	-
Fuel, Oil and Lubricants Expenses	4,263,205.54	4,250,552.81
Chemicals and Filtering Supplies Expenses	5,691,151.45	4,837,329.64
Semi-Expendable Machinery and Equipment Expenses	413,168.26	367,128.29
Semi-Expendable Furniture, Fixtures and Books Expenses	234,278.00	423,037.43
Other Supplies and Materials Expenses Expenses	1,629,678.98	1,351,966.11
Subscription Expenses	-	-
<b>Utility Expenses</b>		
Electricity	5,148,144.79	5,355,871.84



REPUBLIC OF THE PHILIPPINES  
CAGAYAN DE ORO CITY WATER DISTRICT  
Corrales Avenue, Cagayan de Oro City

Statement of Profit or Loss and Other Comprehensive Income  
For the Period Ended December 31, 2020  
(With comparative figures for CY 2019)

	2020	2019
<b>Communication Expenses</b>		
Postage and Courier Services	37,776.00	100,142.00
Telephone Expenses	1,459,729.01	1,417,291.94
Internet Subscription Expenses	427,566.18	398,819.81
Cable, Satellite, Telegraph and Radio Expenses	38,308.00	39,520.00
<b>Awards/Rewards, Prizes and Indemnities</b>		
Awards/Rewards Expenses	-	-
Indemnities	171,500.05	171,071.50
<b>Survey, Research, Exploration and Development Expenses</b>		
Survey Expenses	34,000.00	8,000.00
Research, Exploration and Development Expenses	-	-
<b>Watershed Development Expenses</b>	158,100.00	-
<b>Reforestation Expenses</b>	42,500.00	28,443.25
<b>Generation, Transmission and Distribution Expenses</b>	625,191,219.02	620,752,528.89
<b>Confidential, Intelligence and Extraordinary Expenses</b>		
Extraordinary and Miscellaneous Expenses	91,887.80	117,600.00
<b>Professional Services</b>		
Legal Services	120,000.00	142,800.00
Auditing Services	615,300.00	544,970.19
Consultancy Services	82,500.00	72,500.00
Other Professional Services	72,023.00	260,000.00
<b>General Services</b>		
Janitorial Services	1,030,361.27	902,946.95
Security Services	12,757,821.06	11,909,817.01
Other General Services	-	581,681.84
<b>Repairs and Maintenance</b>		
Repairs and Maintenance-Infrastructure Assets	8,436,736.56	14,896,335.40
Repairs and Maintenance-Buildings and Other Structures	396,467.37	583,579.08
Repairs and Maintenance-Machinery and Equipment	1,000,234.88	952,214.17
Repairs and Maintenance-Transportation Equipment	2,252,202.52	2,511,884.79
Repairs and Maintenance-Furnitures and Fixtures	-	5,256.00
Repairs and Maintenance - Semi-Expandable Furnitures and Fixtures	-	-
Repairs and Maintenance - Semi-Expandable Machineries	-	-
<b>Taxes, Insurance, Premiums and Other Fees</b>		
Taxes, Duties and Licenses	7,950.20	22,439,801.88
Fidelity Bond Premiums	186,701.50	196,382.50
Insurance Expenses	1,974,359.06	1,853,884.38
Franchise and Regulatory Requirements Expenses	20,780,551.14	-
<b>Labor and Wages</b>	6,402,951.23	7,008,763.15
<b>Other Maintenance and Operating Expenses</b>		
Advertising, Promotional and Marketing Expenses	819,009.50	806,433.75
Printing and Publication Expenses	1,217,421.45	1,219,059.96
Representation Expenses	-	68,051.54
Transportation and Delivery Expenses	612,218.00	639,554.00
Rent/ Lease Expenses	2,954,191.56	1,319,265.00
Donation	126,350.60	84,435.00
Membership Dues and Contributions to Organizations	230,908.01	171,506.00
Cultural and Athletic Expenses	-	1,265,297.65
Directors' and Committee Members' Fees	2,409,799.63	2,410,192.15
Major Events and Conventions Expenses	1,272,350.89	1,642,114.89
Other Maintenance and Operating Expenses	1,518,154.23	2,185,838.39
<b>Total Maintenance and Other Operating Expenses</b>	<u>715,684,659.61</u>	<u>726,443,073.97</u>
<b>Total Operating Expenses</b>	<u>974,782,465.91</u>	<u>990,890,985.96</u>
<b>Financial Expenses</b>		
Interest Expenses	32,551,396.09	38,194,167.80
<b>Non-Cash Expenses</b>		
Depreciation and Amortization	103,672,355.24	96,819,568.94
Impairment Loss-Loans and Receivables	2,992,218.87	1,722,611.33
<b>Total Expenses</b>	<u>1,113,998,436.11</u>	<u>1,127,627,334.03</u>
<b>Net Income</b>	<u>11,655,280.44</u>	<u>26,074,367.52</u>





REPUBLIC OF THE PHILIPPINES  
CAGAYAN DE ORO CITY WATER DISTRICT  
Corrales Avenue, Cagayan de Oro City

Statement of Cash Flows  
As of December 31, 2020  
(With comparative figures for CY 2019)

	2020	2019
<b>CASH FLOWS FROM OPERATING ACTIVITIES</b>		
Cash Inflows:		
Collection of Water Bills	1,000,953,778.06	1,087,306,441.64
Collection of Other Water Revenues	15,053,698.17	15,185,595.54
Refund of overpayment of expenses and Cash Advances	151,739.18	1,455,757.71
Receipt of guaranty/security deposits	422,549.27	902,168.40
Interest Income	1,776,324.97	2,626,441.60
Receipt of shares, grants and donations	164,427.17	1,000,000.00
Investment in Time Deposit	97,733,562.61	188,457,485.89
Other Receipts	8,508,126.38	6,573,910.28
Total Cash Inflows	<u>1,124,764,205.81</u>	<u>1,303,517,101.89</u>
Cash Outflows:		
Payment of Expenses	456,764,441.80	446,536,128.55
Purchase of Inventories	2,545,855.79	1,013,221.11
Grant of Cash Advances	5,453,329.89	9,505,449.78
Prepayments	17,924,932.66	14,182,266.00
Refund of Deposits	16,165.69	-
Payment of Payables	381,506,721.11	433,459,517.46
Remittance of Personnel Benefit Contributions & Mandatory Deductions	132,804,079.86	128,052,680.50
Other Disbursements	343,305.86	-
Total Cash Outflows	<u>997,358,832.66</u>	<u>1,032,749,263.40</u>
Net Cash Provided by/(Used in) Operating Activities	<u>127,405,373.15</u>	<u>270,767,838.49</u>
<b>CASH FLOWS FROM INVESTING ACTIVITIES</b>		
Cash Inflows:		
Adjustment due to Reclassification of Time Deposit Beg. Bal.	-	9,382,658.21
Total Cash Inflows	<u>-</u>	<u>9,382,658.21</u>
Cash Outflows:		
Purchase/construction/Rehabilitation of Infrastructure, Buildings and Other Structures	40,689,187.40	-
Purchase of machinery and equipment	25,942,529.66	30,502,051.65
Transportation Equipment	10,474,500.00	14,534,597.85
Other Property, Plant and Equipment	3,770,059.28	10,802,552.75
Payment of guaranty deposit	762,999.43	1,223,669.98
Payment of retention fee to contractors	1,747,113.88	3,596,134.84
Purchase of other intangible assets	1,342,107.09	872,062.28
Adjustments -Placement of Time Deposit Investment	19,000,000.00	39,000,000.00
Advances to contractors	1,380,369.94	-
Total Cash Outflows	<u>105,108,866.68</u>	<u>117,400,369.35</u>
Net Cash Provided By/(Used In) Investing Activities	<u>(105,108,866.68)</u>	<u>(108,017,711.14)</u>
<b>CASH FLOWS FROM FINANCING ACTIVITIES</b>		
Cash Inflows:		
Proceeds from domestic loans	-	-
Total Cash Inflows	<u>-</u>	<u>-</u>
Cash Outflows:		
Payment of domestic loans	96,038,205.25	92,669,904.69
Payment of Interest on Loans and Other Financial Charges	32,658,672.73	38,186,810.14
Total Cash Outflows	<u>128,696,877.98</u>	<u>130,856,714.83</u>
Net Cash Provided By/(Used In) Financing Activities	<u>(128,696,877.98)</u>	<u>(130,856,714.83)</u>
<b>INCREASE/(DECREASE) IN CASH AND CASH EQUIVALENTS</b>	<u>(106,400,371.51)</u>	<u>(12,089,060.98)</u>
<b>CASH AND CASH EQUIVALENTS, BEGINNING</b>	<u>353,828,364.89</u>	<u>365,917,425.87</u>
<b>CASH AND CASH EQUIVALENTS, ENDING</b>	<u>247,427,993.38</u>	<u>353,828,364.89</u>

**CAGAYAN DE ORO CITY WATER DISTRICT**  
Corrales Avenue, Cagayan de Oro City

**SUMMARY OF LOAN PAYMENTS TO LWUA AND DBP**  
**For the Year 2020**

PERIOD COVERED	LWUA			DBP			GRAND TOTAL
	O.R. No.	Date	Amount	O.R. No.	Date	Amount	
January	48312	02/03/20	1,095,523.00	158265	01/27/20	7,684,392.88	8,779,915.88
				157330	01/03/20	2,120,618.42	2,120,618.42
February	48734	02/26/20	1,095,523.00	159469	02/26/20	7,640,051.08	8,735,574.08
				158663	02/04/20	2,114,219.47	2,114,219.47
March	49900	03/06/20	1,095,523.00	160281	03/20/20	7,629,215.23	8,724,738.23
				159797	03/06/20	2,054,395.14	2,054,395.14
April	49473	04/30/20	1,095,523.00	161137	04/30/20	7,650,889.95	8,746,412.95
				160521	04/02/20	2,101,421.54	2,101,421.54
May	49905	06/03/20	1,095,523.00	161783	05/27/20	7,607,530.81	8,703,053.81
				161183	05/05/20	2,068,722.73	2,068,722.73
June	50469	07/02/20	1,095,523.00	162847	06/26/20	7,628,533.46	8,724,056.46
				162046	06/03/20	2,088,623.61	2,088,623.61
July	51024	08/03/20	1,095,523.00	163809	07/29/20	7,585,829.33	8,681,352.33
				163016	07/03/20	2,056,337.64	2,056,337.64
August	51412	08/28/20	1,095,523.00	164914	08/25/20	7,606,159.81	8,701,682.81
				164023	08/06/20	2,075,825.69	2,075,825.69
September	52010	09/29/20	1,095,523.00	165799	09/29/20	7,594,966.50	8,690,489.50
				165056	09/01/20	2,069,426.73	2,069,426.73
October	52559	10/29/20	1,095,523.00	166533	10/27/20	7,553,244.74	8,648,767.74
				165890	10/02/20	2,037,760.01	2,037,760.01
November	53064	11/26/20	1,095,523.00	167261	11/24/20	7,572,566.81	8,668,089.81
				166778	11/05/20	2,056,628.80	2,056,628.80
December	53605	12/29/20	1,095,523.00	168246	12/29/20	7,531,499.85	8,627,022.85
				167527	12/04/20	2,025,374.91	2,025,374.91
<b>TOTAL LOAN PAYMENTS</b>			<b>13,146,276.00</b>			<b>116,154,235.14</b>	<b>129,300,511.14</b>

Source: 2020 Loan Payments Schedule (Finance Dept.)

**CAGAYAN DE ORO CITY WATER DISTRICT**  
Corrales Avenue, Cagayan de Oro City

**COWD WATER RATES**

Date Implemented: **May 1, 2014 - up to Present**

**A. RESIDENTIAL/GOVERNMENT**

Classification	Meter Size	Minimum Charge (MC=10 cu.m.)	Commodity Charges			
			11-20 cu.m.	21-30 cu.m.	31-40 cu.m.	41-up cu.m.
Residential/ Government	1/2"	218.40	30.55	31.85	33.65	36.00
	3/4"	349.40	30.55	31.85	33.65	36.00
	1"	698.85	30.55	31.85	33.65	36.00
	1-1/2"	1,747.20	30.55	31.85	33.65	36.00
	2"	4,368.00	30.55	31.85	33.65	36.00
	3"	7,862.40	30.55	31.85	33.65	36.00
	4"	15,724.80	30.55	31.85	33.65	36.00

**B. COMMERCIAL/INDUSTRIAL**

Classification	Meter Size	Minimum Charge (MC=10 cu.m.)	Commodity Charges			
			11-20 cu.m.	21-30 cu.m.	31-40 cu.m.	41-up cu.m.
Commercial/ Industrial	1/2"	436.80	61.10	63.70	67.30	72.00
	3/4"	698.80	61.10	63.70	67.30	72.00
	1"	1,397.70	61.10	63.70	67.30	72.00
	1-1/2"	3,494.40	61.10	63.70	67.30	72.00
	2"	8,736.00	61.10	63.70	67.30	72.00
	3"	15,724.80	61.10	63.70	67.30	72.00
	4"	31,449.60	61.10	63.70	67.30	72.00

**C. BULK WATER**

Classification	Meter Size	Minimum Charge (MC=10 cu.m.)	Commodity Charges			
			11-20 cu.m.	21-30 cu.m.	31-40 cu.m.	41-up cu.m.
Bulk/ Wholesale	1/2"	655.20	91.65	95.55	100.95	108.00
	3/4"	1,048.20	91.65	95.55	100.95	108.00
	1"	2,096.55	91.65	95.55	100.95	108.00
	1-1/2"	5,241.60	91.65	95.55	100.95	108.00
	2"	13,104.00	91.65	95.55	100.95	108.00
	3"	23,587.20	91.65	95.55	100.95	108.00
	4"	47,174.40	91.65	95.55	100.95	108.00

**NOTE:** Commercial/Industrial rate is twice (2x) the Residential rate.  
Bulk /Wholesale rate is thrice (3x) the Residential rate.

**Other Service Charges:**

New Connection	P1,720.00 (including meter stand-P720.00)
Reconnection	P 300.00
Change of Name	P 100.00

Production Department  
EFFICIENCY TEST RESULT  
(As of December 2020)

PW.#	HP	Type	Rated Q (m <sup>3</sup> /h)	TDH (m)	No. Of Stages	Operating pressure (kg/cm <sup>2</sup> )	PWL (m)	Actual Capacity (m <sup>3</sup> /h)	Pump Efficiency (%)	Over all Efficiency (%)	Date Conducted	Remarks
1	100	Submersible	410.4	45.72	3	0	36.88	383.87	61	52	30-Jan-19	
2	60	Submersible	167.9	39.31	2	0	39.32	168	53	44	20-Oct-20	
3A												under rehabilitation
4	60	Submersible	184	45.72	3	2.81	26.52	215.05	92	78	17-Nov-20	
5	60	Submersible	184	36.58	5	1.83	11.58	145	32	27	23-Nov-20	
7	60	Submersible	184	45.72	3	0	37.19					no pump test conducted
8	100	Submersible	227	45.72	3	0	39.93	203	33	28	25-Nov-20	
9	125	Submersible	409	45.72	3	0.28	32.31	403	45	51	07-Oct-20	
10A	75	Submersible	184	79.25	3	4.22		71	15	13	17-Dec-20	
11	125	Submersible	414	45.72	2	2.67	19.2	346	37	50	23-Nov-20	
14	100	Submersible	230	45.72	3	0	32.92	215	43	36	10-Dec-20	
15	60	Submersible										not operational
16	60	Submersible	230	36.58	3	0	29.87	215	40	33	07-Oct-20	
17	40	Submersible	138	36.58	2	0	28.04	56	18	15	14-Dec-20	
18	60	Submersible	84	79.86	3							not operational
19	75	Submersible	227	45.72	3	0	23.77	235	31	26	10-Dec-20	
20	20	Turbine	182	16	1	0	18.59	127	72	60	23-Nov-20	
21	60	Submersible	365	24.38	1	0.35	22.86	352	69	58	23-Nov-20	
22	60	Submersible	299	30.48	2	0	25.3	165	41	34	19-Nov-20	
23	150	Submersible	365	71.9	2	0.7	18.59	435	35	33	17-Nov-20	
24	40	Submersible	69	54.86	3	2.81	19.2	65	40	34	14-Dec-20	
25	75	Submersible	253	45.42	2	1.41	23.77	253	39	33	09-Dec-20	
26	60	Turbine										no pump test conducted
27	40	Submersible	138	38	3	0	39.01	133	62	52	15-Dec-20	
28	125	Submersible	288	72	4	1.05	29.57	316	53	44	18-Nov-20	
29	125	Submersible	288	72	4	1.406	22.86	317	46	44	18-Nov-20	
30	25	Submersible	115	130	3	1.05	38.1	111	68	57	13-Oct-20	
31	75	Submersible	181		3	1.41	35.97	273	50	42	12-Oct-20	
32	20	Submersible	11	160	13	1.27	48.768	9				no pump test conducted

page 10 of

Prepared by:

CAMILO V. CABANAZ  
Sr. Water Utilities Mngt. Officer

Noted By:

EDWARD P. TESORO  
Production Department Manager

**CAGAYAN DE ORO CITY WATER DISTRICT**  
Corrales Avenue, Cagayan de Oro City

**SUMMARY OF WATER PRODUCTION AND CONSUMPTION**  
For the Year Ended December 31, 2020

MONTH	PRODUCTION		CONSUMPTION	FLUSHING / OTHERS	UNACCOUNTED WATER	
	(Booster/Pumps) (in cu. m.)	(Bulk Supply) (in cu. m.)	(Metered/Averaged) (in cu. m.)		(in cu. m.)	(in cu. m.)
January	4,235,422	2,639,791	2,603,351	180,974	4,090,888	59.50%
February	3,680,681	2,292,396	2,667,639	190,416	3,115,022	52.15%
March	3,951,172	2,458,717	2,553,407	316,992	3,539,490	55.22%
April	3,771,747	2,400,680	2,781,094	111,033	3,280,300	53.14%
May	3,763,159	2,478,090	2,714,044	93,456	3,433,749	55.02%
June	3,672,321	2,400,611	2,623,506	186,341	3,263,085	53.73%
July	3,726,797	2,465,434	2,739,194	120,284	3,332,753	53.82%
August	3,765,785	2,458,335	2,626,350	124,256	3,473,514	55.81%
September	3,697,921	2,400,000	2,550,397	108,101	3,439,424	56.40%
October	3,807,183	2,469,134	2,549,207	165,835	3,561,275	56.74%
November	3,628,144	2,400,292	2,515,432	178,138	3,334,866	55.32%
December	3,860,190	2,467,718	2,507,992	100,226	3,719,690	58.78%
<b>TOTAL</b>	<b>45,560,522</b>	<b>29,331,198</b>	<b>31,431,613</b>	<b>1,876,053</b>	<b>41,584,055</b>	<b>55.53%</b>
<b>MONTHLY AVE.</b>	<b>3,796,710</b>	<b>2,444,267</b>	<b>2,619,301</b>	<b>156,338</b>	<b>3,465,338</b>	<b>55.47%</b>

Source: 2020 Monthly Operation Report (Commercial Dept.).

**Note:**

1. Production = Booster/Pumps Supply + Bulk Water Supply
2. Consumption = Metered + Averaged (Billed)
3. Unaccounted for Water = Production - (Consumption + Mainline Flushing & Others)

## COWD WATER SOURCES

As of December 31, 2020

SOURCE IDENTIFICATION	LOCATION	DISCHARGE m <sup>3</sup> /mo. (m <sup>3</sup> /hr.)	MOTOR SIZE	STANDBY POWER
<b>A. Deep Well Source</b>				
PW No. 1	Macasandig	275,760 ( 383 )	100 hp	688 kva Genset
PW No. 2	Macasandig	145,440 ( 202 )	60 hp	219 kva Genset
PW No. 3 A	Macasandig	0 ( - )		Under Rehabilitation
PW No. 4	Macasandig	184,320 ( 256 )	60 hp	138 kva Genset
PW No. 5	Bugo	103,680 ( 144 )	60 hp	132 kva Genset
PW No. 7	Macasandig	132,480 ( 184 )	60 hp	138 kva Genset
PW No. 8	Nazareth	129,600 ( 180 )	100 hp	250 kva Genset
PW No. 9	Macasandig	303,840 ( 422 )	125 hp	225 kva Genset
PW No. 10 A	Calaanan	89,280 ( 124 )	75 hp	75 kva Genset
PW No. 11	Bugo	252,000 ( 350 )	125 hp	288 kva Genset
PW No. 12	Calaanan	0 ( - )		Not Operational
PW No. 14	Balulang	172,080 ( 239 )	100 hp	219 kva Genset
PW No. 15	Calaanan	0 ( - )		Under Rehabilitation
PW No. 16	Macasandig	164,160 ( 228 )	60 hp	175 kva Genset
PW No. 17	Balulang	38,160 ( 53 )	40 hp	165 kva Genset
PW No. 18	Calaanan	0 ( - )		Not Operational
PW No. 19	Balulang	165,600 ( 230 )	75 hp	225 kva Genset
PW No. 20	Bugo	97,200 ( 135 )	20 hp	500 kva Genset
PW No. 21	Bugo	245,520 ( 341 )	60 hp	156 kva Genset
PW No. 22	Bugo	128,880 ( 179 )	60 hp	156 kva Genset
PW No. 23	Agusan	314,640 ( 437 )	150 hp	313 kva Genset
PW No. 24	Balulang	41,400 ( 58 )	40 hp	75 kva Genset
PW No. 25	Balulang	185,040 ( 257 )	75 hp	156 kva Genset
PW No. 26	Balulang	36,000 ( 50 )	60 hp	165 kva Genset
PW No. 27	Balulang	83,520 ( 116 )	40 hp	165 kva Genset
PW No. 28	Tablon	236,160 ( 328 )	125 hp	250 kva Genset
PW No. 29	Tablon	208,800 ( 290 )	125 hp	250 kva Genset
PW No. 30	Macasandig	74,160 ( 103 )	30 hp	100 kva Genset
PW No. 31	Camaman-an	132,480 ( 184 )	100 hp	138 kva Genset
PW No. 32	Macapaya Indahag	7,920 ( 11 )	20 hp	75 kva Genset
<b>B. Spring Source</b>				
Malasag Spring	Cugman	2,649.60 ( 4 )	n/a	n/a
<b>TOTAL</b>		<b>4,315,327 ( 5,994 )</b>		
<b>C. Booster Pumps</b>				
BP No. 1 old	Macasandig	276,221 ( 384 )	150 hp	
BP No. 2 old	Macasandig	262,476 ( 365 )	125 hp	688 kva Genset
BP No. 3 old	Macasandig	364,320 ( 506 )	200 hp	
BP No. 4 old	Macasandig	245,916 ( 342 )	100 hp	
BP No. 5 old	Macasandig	275,393 ( 382 )	150 hp	500 kva Genset
BP No. 6 old	Macasandig	364,320 ( 506 )	200 hp	
BP No. 1 new	Macasandig	275,393 ( 382 )	150 hp	
BP No. 2 new	Macasandig	275,393 ( 382 )	150 hp	438 kva Genset
BP No. 3 new	Macasandig	275,393 ( 382 )	150 hp	
BP No. 4 new	Macasandig	275,393 ( 382 )	150 hp	
BP No. 5 new	Macasandig	275,393 ( 382 )	150 hp	
BP No. 1	Bugo	279,036 ( 388 )	125 hp	
BP No. 2	Bugo	279,036 ( 388 )	125 hp	500 kva Genset
BP No. 3	Bugo	279,036 ( 388 )	125 hp	
BP No. 1	Balulang	259,200 ( 360 )	200 hp	
BP No. 2	Balulang	259,200 ( 360 )	200 hp	688 kva Genset
BP No. 3	Balulang	259,200 ( 360 )	200 hp	
BP No. 4	Balulang	243,360 ( 338 )	100 hp	
BP No. 5	Balulang	243,360 ( 338 )	100 hp	313 kva Genset
BP No. 6	Balulang	243,360 ( 338 )	100 hp	
Bolonsori Booster	Camaman-an	8,712 ( 12 )	7.5 hp	
Richmond Booster	Camaman-an	0 ( )	15 hp	
Aluba Booster	Macasandig	73,512 ( 102 )	50 hp	
Soldier's Hill Booster	Bulua	0 ( )	7.5 hp	
Youngsville Booster	Igpit, Opol	73,512 ( 102 )	25 hp	75 kva Genset
Malanang Booster	Malanang, Opol	73,512 ( 102 )	20 hp	
TOP Booster	Lumbia	73,512 ( 102 )	50 hp	
Sub-Total	Macasandig Old	1,788,646 ( 2,484 )		
Sub-Total	Macasandig New	1,376,964 ( 1,912 )		
Sub-Total	Balulang	1,507,680 ( 2,094 )		
Sub-Total	Bugo	837,108 ( 1,163 )		
Sub-Total	Camaman-an	8,712 ( 12 )		
Sub-Total	Aluba	73,512 ( 102 )		
Sub-Total	Opol	147,024 ( 204 )		
Sub-Total	Lumbia	73,512 ( 102 )		
<b>TOTAL</b>		<b>5,813,158 ( 8,074 )</b>		
<b>D. BWSP</b> ( Dec 1 - 31, 2020 )		<b>2,467,718 cubic meters</b>		

**CAGAYAN DE ORO CITY WATER DISTRICT**

Corrales Avenue, Cagayan de Oro City

**SERVICE CONNECTION GROWTH**

For the Year Ended December 31, 2020

MONTH	NEW CONNECTION	DISCONNECTION	RECONNECTION	NET INCREASE/ (DECREASE) (ACTIVE)	TOTAL ACTIVE CONNECTIONS	TOTAL INACTIVE CONNECTIONS	NET INCREASE/ (DECREASE) (INACTIVE)
December 2019	4,116	2,737	1,891	3,270	101,276	37,522	1,339
January	240	276	137	101	101,377	37,661	139
February	317	197	162	282	101,659	37,696	35
March	403	198	131	336	101,995	37,763	67
April	203	20	55	238	102,233	37,728	-35
May	169	23	67	213	102,446	37,684	-44
June	315	38	109	386	102,832	37,613	-71
July	415	90	110	435	103,267	37,593	-20
August	299	61	72	310	103,577	37,582	-11
September	361	75	75	361	103,938	37,582	0
October	404	74	68	398	104,336	37,588	6
November	384	87	64	361	104,697	37,611	23
December	317	64	58	311	105,008	37,617	6
<b>TOTAL</b>	<b>3,827</b>	<b>1,203</b>	<b>1,108</b>	<b>3,732</b>			<b>95</b>
<b>MO. AVERAGE</b>	<b>319</b>	<b>100</b>	<b>92</b>	<b>311</b>			<b>8</b>

Source: 2020 Monthly Operation Report (Commercial Dept.)

## CAGAYAN DE ORO CITY WATER DISTRICT

Corrales Avenue, Cagayan de Oro City

## LIST OF MAJOR ASSETS AND EQUIPMENTS

AS OF DECEMBER 31, 2020

(With Comparative Figures for 2019)

	ASSETS AND EQUIPMENTS (With Initial Cost of P15,000 & Above)	2020	2019	%INCREASE (DECREASE) OVER LAST YEAR
1.	COMMUNICATION EQUIPMENT	P 9,427,620.93	P 9,427,620.90	0.00
2.	LABORATORY EQUIPMENT	8,979,015.37	7,922,295.37	13.34
3.	LAND AND LAND RIGHTS	40,792,376.63	40,792,376.63	0.00
4.	OFFICE FURNITURE AND EQUIPMENT	68,844,172.04	62,527,163.22	10.10
5.	POWER OPERATED EQUIPMENT	51,639,724.05	42,404,459.80	21.78
6.	POWER PRODUCTION EQUIPMENT	49,526,017.61	47,525,517.61	4.21
7.	PUMPING EQUIPMENT	197,003,202.00	194,784,257.43	1.14
8.	TOOLS, SHOP, AND GARAGE EQUIPMENT	64,388,814.72	63,750,814.77	1.00
9.	LAND TRANSPORTATION EQUIPMENT	90,374,130.48	88,054,026.73	2.63
10.	WATER TREATMENT EQUIPMENT	29,189,207.34	21,960,734.45	32.92
11.	IT SOFTWARE AND EQUIPMENT	20,256,607.66	18,388,010.57	10.16
12.	STRUCTURES & IMPROVEMENTS: <i>SOURCE OF SUPPLY PLANT, PUMPING PLANTS, TRANSMISSION &amp; DISTRIBUTION AND GENERAL PLANT</i>	146,861,097.58	146,861,097.58	0.00
13.	WELLS	108,111,789.47	108,111,789.47	0.00
14.	RESERVOIRS & TANKS	34,057,531.66	34,057,531.66	0.00
15.	TRANSMISSION & DISTRIBUTION MAINS	954,321,655.85	952,517,837.79	0.19
16.	SERVICE CONNECTION	264,528,858.56	253,234,140.21	4.46
17.	METERS	255,820,104.07	236,608,356.88	8.12
18.	METER INSTALLATION	35,343,807.08	31,171,505.38	13.38
19.	HYDRANTS	7,216,951.56	7,216,951.54	0.00
20.	INTANGIBLE ASSETS	4,056,086.48	4,056,086.48	0.00
21.	STORE EQUIPMENT & SURVEYING INSTRUMENT - ACCESSORIES	71,750.00	71,750.00	0.00
22.	CONSTRUCTION & HEAVY EQUIPMENT	7,195,000.00	1,495,000.00	100.00
23.	SPORTS EQUIPMENT	16,800.00	16,800.00	100.00
24.	FIREFIGHTING EQUIPMENT & ACCESSORIES	749,950.00	749,950.00	100.00
25.	HELD FOR FUTURE USE	2,986,731.00	2,986,731.00	0.00
26.	DISASTER RESPONSE & RESCUE EQUIPMENT	300,000.00	300,000.00	100.00
	<b>TOTAL</b>	<b>P 2,452,059,002.14</b>	<b>P 2,376,992,805.46</b>	<b>3.16</b>

Source: 2020 List of Major Assets and Equipments (Accounting Division)



**SUMMARY OF PIPELINES**  
 In Linear Meters  
 as of 2020

PIPELINE		OLD PIPELINES STILL IN SERVICE	PHASE I IMPROVEMENT	PHASE II IMPROVEMENT	PHASE III IMPROVEMENT	SUBDIVISION		COWD EXTENSION		TOTAL		PIPELINE	
SIZE	MAKE					TURNED-OVER	NOT TURNED-OVER	1979 - 2019	2020	MAINTAINED	SERVED	SIZE	MAKE
50 mm ( 2" )	0 UPVC					9,211		4,308		13,519	13,519	50 mm ( 2" )	0 uPVC
50 mm ( 2" )	0 G.I.					344		216		560	560	50 mm ( 2" )	0 G.I.
50 mm ( 2" )	0 B.I.					179		274		453	453	50 mm ( 2" )	0 B.I.
50 mm ( 2" )	0 PE					9,785		61,857	3,088	74,730	74,730	50 mm ( 2" )	0 PE
63 mm ( 2.5" )	0 PE					3,065		2,328		5,393	5,393	63 mm ( 2.5" )	0 PE
	0 G.I.							660		660	660		0 G.I.
75 mm ( 3" )	0 uPVC			2,775		50,961		8,145	1,229	63,110	63,110	75 mm ( 3" )	0 uPVC
	0 ACP					5,422				5,422	5,422		0 ACP
	0 G.I.					96				96	96		0 G.I.
	0 C/BI					102		201		303	303		0 C/BI
100 mm ( 4" )	0 uPVC		15,745	2,433		37,936	9,553	57,434	2,442	115,990	125,543	100 mm ( 4" )	0 uPVC
	0 STEEL	4,877	14					187		5,078	5,078		0 STEEL
	0 ACP	1,460				4,348	3,160	240		8,048	9,208		0 ACP
	0 CCI	82						228		320	320		0 CCI
	0 G.I.					75				75	75		0 G.I.
	0 C/BI					60		381		441	441		0 C/BI
150 mm ( 6" )	0 uPVC		14	9,494	3,097	28,186	3,930	46,478	594	85,863	89,793	150 mm ( 6" )	0 uPVC
	0 STEEL		27,754			58	26	703		28,515	28,541		0 STEEL
	0 ACP	145				1,908	1,120	231		2,280	3,400		0 ACP
	0 CCI	515						483		998	998		0 CCI
	0 C/BI					30		380		390	390		0 C/BI
200 mm ( 8" )	0 uPVC			1,586	8,967	1,764	450	11,743	558	24,636	25,088	200 mm ( 8" )	0 uPVC
	0 STEEL		4,027					733		4,760	4,760		0 STEEL
	0 CCI	2,149						174		2,322	2,322		0 CCI
	0 BI					7		19		26	26		0 BI
250 mm ( 10" )	0 STEEL			4,488	6,354					10,842	10,842	250 mm ( 10" )	0 STEEL
	0 uPVC					547		3,200	12	3,759	3,759		0 uPVC
300 mm ( 12" )	0 STEEL		16,960	17,996	20,336			7,614		62,906	62,906	300 mm ( 12" )	0 STEEL
350 mm ( 14" )	0 STEEL							2,531		2,531	2,531	350 mm ( 14" )	0 STEEL
400 mm ( 16" )	0 STEEL		5,660	569	17,081			6,276		29,586	29,586	400 mm ( 16" )	0 STEEL
500 mm ( 20" )	0 STEEL		1,176	445	3,991			375		5,687	5,687	500 mm ( 20" )	0 STEEL
600 mm ( 24" )	0 STEEL		186		14,774					14,960	14,960	600 mm ( 24" )	0 STEEL
800 mm ( 30" )	0 STEEL				2,638					2,638	2,638	800 mm ( 30" )	0 STEEL
		9,238	71,536	38,786	75,957	152,069	18,239	217,379	7,923	674,888	693,127		

page 15 of

Prepared by  
  
 RHONARD U. FERIDO  
 Principal Engineer, Pipeline Systems Section

Checked by  
  
 LYNDON D. BUTRON  
 Division Manager, Planning and Design Division

Noted by:  
  
 CAROLINA E. LAC  
 Department Manager, Engineering Department

ANNEX N

**CAGAYAN DE ORO CITY WATER DISTRICT**

Corrales Avenue, Cagayan de Oro City

**SUMMARY OF BACTERIOLOGICAL ANALYSIS**

For the Year Ended December 31, 2020

MONTH	COLIFORM TEST (Standard Sample 100 ml.)				Residual Chlorine (PPM)
	Total Sample	Total Sample Positive	Membrane Filter Rapid Testing (24 hrs.)		
			Coliform Test	Fecal Test (E - Coli)	
January	113	1	1	0	0.00 to 1.00
February	114	1	1	0	0.00 to 1.50
March	114	1	1	0	0.00 to 1.00
April	114	1	1	0	0.00 to 1.50
May	114	5	5	0	0.00 to 1.50
June	114	5	5	0	0.00 to 1.00
July	112	2	2	0	0.00 to 1.50
August	112	2	2	0	0.00 to 1.50
September	113	2	2	0	0.00 to 1.50
October	112	1	1	0	0.00 to 1.50
November	113	2	2	0	0.00 to 1.50
December	114	2	2	0	0.00 to 1.00
<b>TOTAL</b>	<b>1,359</b>	<b>25</b>	<b>25</b>	<b>0</b>	

Source: Summary and Evaluation of Bacteriological Analysis of COWD (Production Dept.)

## MONTHLY DATA SHEET

For the Month Ending 31-Dec 2020

Cagayan de Oro City	
Name of Water District :	<b>Water District</b>
Province :	Misamis Oriental
Region :	10 - Northern Mindanao
CCC No. :	001
Email Address :	cowd@cowd.gov.ph
Website, if any:	www.cowd.gov.ph
Contact Nos. (mobile):	0906-0070411 (Globe), 0919-0661740 (Smart)
(landline) :	(088)555-9850
Geo-coordinates of the WD Office(° ' "):	120°38'50.93" Longitude, 15°19'37.48" Latitude
Under Joint Venture Agreement? (Yes/No):	Yes

## 1. MUNICIPAL DATA/SERVICE COVERAGE

1.1 Municipality(ies) Served	Name of Municipality(ies)	Mun. Class	Total No. of Brgvs.	No. of Brgys Served	Percent (%) Served to Total Brgvs.	
Main Mun.	Cagayan de Oro City		92	64	69.57%	NOTE: If more than 3 municipalities/cities being served, they could be combined in the rows.
Annexed:	Opol		14	7	50.00%	
Annexed:						

## 2. SERVICE CONNECTION DATA:

2.1 Total Service (Active + Inactive)	142,625		
2.2 Total Active	105,008		
2.3 Total metered	105,008		
2.4 Total billed	104,694		
2.5 Ave. Persons/Conn.	5.0		
2.6 Population Served (2.2 x 2.5)	525,040		
2.7 Changes In No. of Conn.		This Month	Year-to-Date
New		317	3,827
Reconnection		58	1,108
Disconnected		64	1,203
Market Growth		311	3,732
2.8 No. of Customers In Arrears	53,338	( 50.79% )	
2.9 No. of Active Connections		Metered	Unmetered
Residential/Domestic	96,992		96,992
Government	462		462
Commercial/Industrial	7,240	-	7,240
Full Commercial	7,240		7,240
Commercial A			-
Commercial B			-
Commercial C			-
Commercial D			-
Bulk/Wholesale			-
Total	104,694	-	104,694

## 3. PRESENT WATER RATES:

3.1 Date Approved (mm/dd/year): 17/06/2011 Effectivity (mm/dd/year): 5/1/2014

## 3.2 Water Rates

CLASSIFICATION	MIN. CHARGES	COMMODITY CHARGES					
		11-20 CUM	21-30 CUM	31-40 CUM	41-50 CUM	51-60 CUM	61 & Above
Domestic/Government P	218.40 P	30.55 P	31.85 P	33.65 P	36.00 P	36.00 P	36.00
Commercial/Industrial	436.80	61.10	63.70	67.30	72.00	72.00	72.00
Commercial A							
Commercial B							
Commercial C							
Commercial D							
Bulk Sales	22,072.80	91.65	95.55	100.95	108.00	108.00	108.00

**4. BILLING & COLLECTION DATA:**

	<u>This Month</u>	<u>Year-to-Date</u>
<b>4.1 BILLING (Water Sales)</b>		
a. Current - metered	P 81,957,741.58	P 1,029,136,235.45
b. Current - unmetered	3,112,089.15	44,070,530.25
c. Penalty charges	4,316,631.19	29,231,356.69
d. Less: Senior Citizen Discount	9,509.58	142,331.57
Total	P 89,376,952.34	P 1,102,295,790.82
<b>4.2 BILLING PER CONSUMER CLASS:</b>		
e Residential/Domestic	P 59,403,738.64	P 741,166,840.39
f Government	3,788,624.95	51,552,360.49
g Commercial/Industrial	21,867,957.56	280,328,611.25
h Bulk/Wholesale	-	16,622.00
Total	P 85,060,321.15	P 1,073,064,434.13
<b>4.3 COLLECTION (Water Sales)</b>		
a. Current account	P 63,795,240.86	P 780,957,193.68
b. Arrears - current year	18,381,572.89	197,294,122.90
c. Arrears - previous years	1,383,559.25	14,850,095.27
d. Other Sales & Services	294,459.99	5,633,963.53
Total	P 83,854,832.99	P 998,735,375.38
<b>4.4 ACCOUNTS RECEIVABLE-CUSTOMERS (Beginning of the Yr.):</b>		<u>354,171,093.05</u>
<b>4.5 ON-TIME-PAID, This Month</b>	<u>This Month</u>	<u>Year-to-Date</u>
$\frac{4.3a}{(4.1a) + (4.1b)} \times 100 =$	75.0%	
<b>4.6 COLLECTION EFFICIENCY, Y-T-D</b>	$\frac{(4.3a) + (4.3b)}{4.1 \text{ Total}} \times 100 =$	$\frac{978,251,316.58}{1,102,296,790.82} =$
		88.75%
<b>4.7 COLLECTION RATIO, Y-T-D</b>	$\frac{4.3 \text{ Total}}{4.1 \text{ Total} + 4.4} \times 100 =$	$\frac{998,735,375.38}{1,456,466,883.87} =$
		68.57%

**5. FINANCIAL DATA:**

	<u>This Month</u>	<u>Year-to-Date</u>
<b>5.1 REVENUES</b>		
a. Operating Revenues	P 90,838,306.23	P 1,121,714,139.98
b. Non-Operating revenues	190,436.00	3,939,576.57
Total	P 91,028,742.23	P 1,125,653,716.55
<b>5.2 EXPENSES</b>		
a. Salaries and wages	P 13,350,863.92	P 168,824,964.30
b. Pumping cost (Fuel, Oil, Electric)	13,154,791.83	158,717,491.02
c. Chemicals (treatment)	268,004.22	5,691,151.45
d. Other O & M Expense	66,687,447.89	641,548,859.14
e. Depreciation Expense	8,835,063.71	103,672,355.24
f. Interest Expense	2,462,507.84	32,551,396.09
g. Others (Impairment Loss - Loans and Receivables)	365,145.01	2,992,218.87
Total	P 105,123,824.42	P 1,113,998,436.11
<b>5.3 NET INCOME (LOSS)</b>	P (14,095,082.19)	P 11,655,280.44
<b>5.4 CASH FLOW STATEMENT</b>		
a. Receipts	P 85,517,348.98	P 1,124,764,205.81
b. Disbursements	71,232,735.38	1,231,164,577.32
c. Net Receipts (Disbursements)	14,284,613.60	(106,400,371.51)
d. Cash balance, beginning	233,143,379.78	353,828,364.89
e. Cash balance, ending	247,427,993.38	247,427,993.38

5.5 MISCELLANEOUS (Financial)		At the end of this month	
a. Loan Funds (Total)			
1. Cash in Bank	₱		
2. Cash on Hand			
b. WD Funds (Total)		769,785,226.99	
1. Cash on hand	₱	4,699,052.50	
2. Cash in bank		158,673,592.73	
3. Special Deposits (Loan Hold Out Deposits)		64,853,379.28	
4. Investments		503,411,263.69	
5. Working fund			
6. Reserves			
6.1 WD-LWUA ISA		26,017,822.39	
6.2 General Reserves			
6.3 Restricted (Guaranty Deposits)		12,104,551.47	
6.4 Restricted (Capital Improvement & LBP Savings Acct.)		25,564.93	
c. Materials & Supplies inventory	₱	188,026,797.99	
d. Accounts Receivable		411,759,322.55	
1. Customers, net	₱	411,759,322.55	
2. Materials on loans			
3. Officers & Employees			
e. Customers' deposits		9,055,066.05	
f. Loans payable		497,091,764.26	
LWUA		21,991,561.78	
DBP		475,100,202.48	
g. Payable to creditors eg. suppliers		49,989,255.11	

5.6 FINANCIAL RATIOS		This Month		Year-to-Date	
a. Operating Ratio (benchmark = less than .75)					
Operating Expenses		93,461,107.86	=	974,782,465.91	=
Operating Revenues		90,838,306.23		1,121,714,139.98	
			1.03		0.87
b. Net Income Ratio (benchmark = more than 0.08)					
Net Income (Loss)		(14,095,082.19)	=	11,655,280.44	=
Operating Revenues		90,838,306.23		1,121,714,139.98	
			(0.16)		0.01
c. Current Ratio					
Current Assets		1,335,757,816.22	=		
Current Liabilities		284,605,530.91			
			4.69		

## 6. WATER PRODUCTION DATA:

6.1 SOURCE OF SUPPLY		Total Rated Capacity		Basis of Data
	Number	(In LPS)	or (In Cum/Mo)	
a. Wells	26	1,556.73	4,047,487	
b. Springs	1	1.95	5,074	
c. Surface/River				
d. Bulk purchase	1	953.85	2,480,000	
Total	28	2512.5235	6,532,561	

conversion: 1 LPS = 2.083 cum/day

6.2 WATER PRODUCTION (m <sup>3</sup> )		This Month	Year-to-Date	Method of Measurement
a. Gravity				
b. Pumped		6,327,908.29	74,891,720.35	
Total		6,327,908.29	74,891,720.35	

6.3 WATER PRODUCTION COST		This Month	Year-to-Date
a. Total power consumption for pumping (KW-Hr)		1,330,181.19	16,235,788.87
b. Total power cost for pumping (PHP)		13,075,471.83	158,506,725.02
c. Other energy cost (oil, etc.) (PHP)			
d. Total Pumping Hours (motor drive)			
e. Total Pumping Hours (engine drive)			
f. Total Chlorine consumed (Kg.)		3,468.00	49,632.00
g. Total Chlorine cost (PHP)		268,004.22	5,691,151.45
h. Total cost of other chemicals (PHP)			
Total Production Cost	₱	13,343,476.05	₱ 164,197,876.47

6.4 ACCOUNTED FOR WATER (m<sup>3</sup>)

a. Total Billed Metered Consumption (m <sup>3</sup> )	2,507,992.00	31,431,613.00
Residential	2,080,781.00	25,892,507.00
Government	101,444.00	1,316,838.00
Commercial/Industrial (Total)	319,959.00	4,123,669.00
Full Commercial	319,959.00	4,123,669.00
Commercial A		
Commercial B		
Commercial C		
Commercial D		
Bulk/Wholesale	5,808.00	98,599.00
b. Unmetered billed	100,226.40	1,876,052.53
c. Total billed	2,608,218.40	33,307,665.53
d. Metered unbilled		
e. Unmetered unbilled		
f. Total Accounted	2,608,218.40	33,307,665.53

6.5 WATER USE ASSESSMENT

a. Average monthly consumption/connection (m <sup>3</sup> )	23.96	
Residential (m <sup>3</sup> /conn/mo.)	21.45	
Government (m <sup>3</sup> /conn/mo)	219.58	
Commercial/Industrial (m <sup>3</sup> /conn/mo)	44.19	
Bulk/Wholesale (m <sup>3</sup> /conn/mo)		
b. Average liters per capita/day (lpcd)	143.02	
c. Accounted for water (%)	41.22%	44.47%
d. Revenue Producing Water (%)	41.22%	44.47%
e. Percent Non-revenue Water (%)	58.78%	55.53%
f. 24/7 Water Service (Y/N)	Y	

7. STORAGE FACILITIES

	No. of Units	Total Capacity (m <sup>3</sup> )
a. Elevated Reservoir(s)	13	22,154
b. Ground Reservoir(s)		

8. MISCELLANEOUS

8.1 EMPLOYEES

a. Total	702
b. Regular	327
c. Casual	319
d. Job-order/COS	56
e. Number of active connections/employee	163
f. Average monthly salary/employee	20,666.97

8.2 BOARD OF DIRECTORS

a. Board of Directors

Name	Number of Meetings Attended					
	This Month			Year-to-Date		
	Regular	Special/ Emergency/ Committee	Total	Regular	Special/ Emergency/ Committee	Total
1 Mr. Eduardo Antonio R. Montalvan	2	2	4	24	25	49
2 Atty. Mateo G. Delegencia	2	2	4	24	25	49
3 Ms. Concepcion R. Quiblat	2	2	4	24	25	49
4 Ms. Hilly Ann R. Quiaoit	2	2	4	24	24	48
5 Ms. Nella B. Lee	2	2	4	24	25	49
6						

	This Month	Year-to-Date
a. No. of Resolutions passed	5	92
b. No. of Policies passed	0	21
c. Directors fees paid	249,900.00	2,409,799.63
d. Meetings:		
1. Held/Committee	2	24
2. Regular	2	24
3. Special/Emergency	0	1

M.

9. STATUS OF VARIOUS DEVELOPMENT:

9.1 ON-GOING PROJECTS

	DESCRIPTION (e.g. Comprehensive Project, Source Dev., Expansion, Rehab., Water Quality, etc)	PROJECT COST (PHP x 1,000)	FUNDING SOURCE	PERCENT ACCOMPLISHMENT
a.	Rehabilitation, Realignment Projects	23026.57666	CAPEX 2019 & 2020 & VEI Projects	61% (as of Dec. 2020)
b.	Expansion, Extension Projects	15166.86683	CAPEX 2020 & VEI Projects	30% (as of Dec. 2020)

9.2 CURRENT FINANCIAL ASSISTANCE/LOANS/GRANTS


	LOAN AMOUNT (PHP)	Interest Rate % p.a.	Monthly Amortization (PHP)	Arrearages, if any (PHP)	Terminal Year of Amortization
a. Loans from LWUA					
1	95.079M & 20.906M		1,095,523.00		
2					
3					
b. Loans from Other Fund Sources					
1					
2					
3					

10. INSTITUTIONAL DEVELOPMENT/REVIEWS:

10.1 LWUA REVIEW AND SYSTEMS INSTALLATION

	Year when Last installed /reviewed
a. CPS I Installation	
b. CPS II Installation	
c. Water Rates Review	
d. Water Safety Plan Review	30-Mar-20
e. Business Plan Review	
f. Groundwater Data Bank Installation	16-Mar-17

Submitted by:

  
**ENGR. BIENVENIDO V. BATAR, JR.**  
 General Manager

Verified by:

**ALEXANDER P. BULICATIN**  
 Management Advisor

Noted by:

**ENGR. GEMMA B. ENGLISA**  
 Acting Division Manager, UDEV-4

*Handwritten mark*

### AGING OF ACCOUNTS RECEIVABLE

As of December 2020

Database: January 5, 2020

Billing: January 5, 2020

Accounts: January 5, 2020

Status	Active									
Row Labels	00-30 Days: Count	00-30 Days: Sum	31-60 Days: Count	31-60 Days: Sum	61-90 Days: Count	61-90 Days: Sum	Over 90 Days: Count	Over 90 Days: Sum	Sum of Subtotal	Deling. Count
<b>1</b>	<b>1,412</b>	<b>1,404,032.05</b>	<b>1,050</b>	<b>758,813.12</b>	<b>597</b>	<b>450,496.27</b>	<b>428</b>	<b>2,486,137.89</b>	<b>5,099,479.32</b>	<b>998</b>
<b>011A</b>	<b>119</b>	<b>72,727.54</b>	<b>71</b>	<b>62,104.15</b>	<b>47</b>	<b>36,570.53</b>	<b>33</b>	<b>326,545.50</b>	<b>497,947.73</b>	<b>71</b>
Commercial	40	35,147.90	30	32,792.50	21	22,739.17	15	251,988.10	342,667.67	30
Government	2	524.95	1	587.60	1	555.75	1	1,131.36	2,799.65	1
Residential	77	37,054.70	40	28,724.06	25	13,275.61	17	73,426.05	152,480.41	40
<b>011B</b>	<b>240</b>	<b>288,550.70</b>	<b>171</b>	<b>125,676.62</b>	<b>105</b>	<b>71,256.28</b>	<b>72</b>	<b>322,272.04</b>	<b>807,755.64</b>	<b>161</b>
Commercial	182	251,236.83	131	109,974.93	85	63,451.75	61	257,949.32	682,612.83	121
Government	5	2,223.40	4	922.67	1	21.84	0	0.00	3,167.91	4
Residential	53	35,090.47	36	14,779.02	19	7,782.68	11	64,322.72	121,974.89	36
<b>012A</b>	<b>165</b>	<b>186,769.03</b>	<b>118</b>	<b>97,586.45</b>	<b>63</b>	<b>74,378.20</b>	<b>48</b>	<b>514,575.52</b>	<b>873,309.20</b>	<b>103</b>
Commercial	147	176,849.19	105	93,835.48	60	71,812.30	45	513,686.77	856,183.74	91
Government	1	218.40	1	91.65	0	0.00	0	0.00	310.05	1
Residential	17	9,701.44	12	3,659.32	3	2,565.90	3	888.75	16,815.42	11
<b>012B</b>	<b>214</b>	<b>186,217.17</b>	<b>166</b>	<b>94,118.96</b>	<b>100</b>	<b>59,760.48</b>	<b>85</b>	<b>430,103.07</b>	<b>770,199.69</b>	<b>158</b>
Commercial	140	147,189.00	105	71,507.41	65	44,849.60	54	319,198.60	582,744.61	98
Government	1	651.30	1	1.30	0	0.00	0	0.00	652.60	1
Residential	73	38,376.87	60	22,610.25	35	14,910.88	31	110,904.47	186,802.47	59
<b>013A</b>	<b>193</b>	<b>185,821.01</b>	<b>143</b>	<b>115,579.40</b>	<b>77</b>	<b>78,168.40</b>	<b>54</b>	<b>247,500.24</b>	<b>627,069.05</b>	<b>135</b>
Commercial	98	136,279.62	70	74,988.91	35	46,667.90	24	160,898.41	418,834.84	64
Government	1	340.60	1	31.23	0	0.00	0	0.00	371.83	1
Residential	94	49,200.79	72	40,559.26	42	31,500.50	30	86,601.83	207,862.38	70
<b>013B</b>	<b>95</b>	<b>104,301.13</b>	<b>71</b>	<b>56,723.80</b>	<b>37</b>	<b>23,966.04</b>	<b>21</b>	<b>88,577.41</b>	<b>273,568.38</b>	<b>68</b>
Commercial	41	83,357.40	27	35,091.37	10	14,794.03	7	23,772.00	157,014.80	24
Residential	54	20,943.73	44	21,632.43	27	9,172.01	14	64,805.41	116,553.58	44
<b>014A</b>	<b>225</b>	<b>177,095.57</b>	<b>186</b>	<b>99,950.60</b>	<b>94</b>	<b>65,832.18</b>	<b>63</b>	<b>336,213.46</b>	<b>679,091.82</b>	<b>182</b>

page 82 of



Cagayan de Oro City Water District

Status	Active									
	00-30 Days: Count	00-30 Days: Sum	31-60 Days: Count	31-60 Days: Sum	61-90 Days: Count	61-90 Days: Sum	Over 90 Days: Count	Over 90 Days: Sum	Sum of Subtotal	Delinq. Count
<b>Row Labels</b>										
Commercial	60	86,988.93	50	50,340.14	25	31,835.06	17	150,809.55	319,973.69	46
Government	1	218.40	1	218.40	1	218.40	1	283.41	938.61	1
Residential	164	89,888.24	135	49,392.06	68	33,778.72	45	185,120.50	358,179.52	135
<b>014B</b>	<b>161</b>	<b>202,549.90</b>	<b>124</b>	<b>107,073.12</b>	<b>74</b>	<b>40,564.16</b>	<b>52</b>	<b>220,350.64</b>	<b>570,537.82</b>	<b>120</b>
Commercial	47	144,820.73	32	61,898.08	15	11,630.30	8	120,749.51	339,098.62	31
Residential	114	57,729.17	92	45,175.04	59	28,933.87	44	99,601.12	231,439.20	89
<b>2</b>	<b>1,291</b>	<b>939,810.04</b>	<b>1,116</b>	<b>805,439.22</b>	<b>786</b>	<b>597,796.86</b>	<b>624</b>	<b>2,797,056.54</b>	<b>5,140,102.65</b>	<b>1,117</b>
<b>021A</b>	<b>96</b>	<b>73,503.30</b>	<b>81</b>	<b>66,409.03</b>	<b>56</b>	<b>56,115.63</b>	<b>50</b>	<b>396,928.61</b>	<b>592,956.57</b>	<b>81</b>
Commercial	31	35,149.00	29	35,323.25	23	28,825.63	19	218,184.54	317,482.42	29
Government	1	218.40	1	218.40	1	218.40	1	1,711.38	2,366.58	1
Residential	64	38,135.89	51	30,867.38	32	27,071.61	30	177,032.70	273,107.57	51
<b>021B</b>	<b>133</b>	<b>107,804.41</b>	<b>115</b>	<b>81,983.96</b>	<b>80</b>	<b>58,943.45</b>	<b>59</b>	<b>342,543.80</b>	<b>591,275.62</b>	<b>115</b>
Commercial	35	52,252.43	26	37,828.66	23	26,404.50	13	171,550.55	288,036.14	26
Residential	98	55,551.98	89	44,155.30	57	32,538.95	46	170,993.26	303,239.48	89
<b>022A</b>	<b>120</b>	<b>165,700.17</b>	<b>89</b>	<b>144,081.93</b>	<b>59</b>	<b>76,249.54</b>	<b>47</b>	<b>329,179.76</b>	<b>715,211.40</b>	<b>89</b>
Commercial	65	143,148.28	42	123,402.84	29	60,061.84	22	237,473.40	564,086.36	42
Government	3	573.00	1	21.84	0	0.00	0	0.00	594.84	1
Residential	52	21,978.89	46	20,657.26	30	16,187.70	25	91,706.36	150,530.20	46
<b>022B</b>	<b>149</b>	<b>75,597.36</b>	<b>117</b>	<b>69,517.19</b>	<b>89</b>	<b>55,689.73</b>	<b>71</b>	<b>319,940.50</b>	<b>520,744.78</b>	<b>117</b>
Commercial	12	7,554.90	6	7,493.80	6	7,554.90	6	47,567.82	70,171.42	6
Government	1	0.52	0	0.00	0	0.00	0	0.00	0.52	0
Residential	136	68,041.94	111	62,023.39	83	48,134.83	65	272,372.68	450,572.84	111
<b>023A</b>	<b>115</b>	<b>113,954.30</b>	<b>104</b>	<b>110,446.52</b>	<b>79</b>	<b>90,471.00</b>	<b>59</b>	<b>276,229.76</b>	<b>591,101.57</b>	<b>104</b>
Commercial	9	42,853.87	8	42,325.89	4	37,282.40	4	30,029.42	152,491.58	8
Government	7	2,997.72	3	3,570.54	2	4,973.50	1	2,057.40	13,599.16	3
Residential	99	68,102.71	93	64,550.09	73	48,215.10	54	244,142.94	425,010.83	93
<b>023B</b>	<b>171</b>	<b>100,287.87</b>	<b>149</b>	<b>90,785.24</b>	<b>111</b>	<b>72,679.85</b>	<b>82</b>	<b>316,690.44</b>	<b>580,443.40</b>	<b>149</b>
Commercial	7	18,741.55	5	21,861.40	5	21,835.15	4	65,583.50	128,021.60	5
Government	1	26.21	0	0.00	0	0.00	0	0.00	26.21	0
Residential	163	81,520.11	144	68,923.84	106	50,844.70	78	251,106.94	452,395.59	144
<b>024A</b>	<b>280</b>	<b>158,939.67</b>	<b>255</b>	<b>139,097.94</b>	<b>174</b>	<b>97,817.87</b>	<b>143</b>	<b>406,809.97</b>	<b>802,665.45</b>	<b>256</b>

page 63 of

ANNEX Q

Status

Active

Row Labels	00-30 Days: Count	00-30 Days: Sum	31-60 Days: Count	31-60 Days: Sum	61-90 Days: Count	61-90 Days: Sum	Over 90 Days: Count	Over 90 Days: Sum	Sum of Subtotal	Delinq. Count
Commercial	3	15,920.90	3	11,480.52	2	873.60	2	3,224.58	31,499.60	3
Government	0	0.00	0	0.00	0	0.00	0	0.00	0.00	0
Residential	277	143,018.77	252	127,617.41	172	96,944.27	141	403,585.39	771,165.85	253
<b>024B</b>	<b>227</b>	<b>144,022.96</b>	<b>206</b>	<b>103,117.41</b>	<b>138</b>	<b>89,829.78</b>	<b>113</b>	<b>408,733.70</b>	<b>745,703.85</b>	<b>206</b>
Commercial	3	15,227.60	2	5,869.58	1	4,517.80	1	3,494.70	29,109.68	2
Residential	224	128,795.36	204	97,247.83	137	85,311.98	112	405,239.00	716,594.17	204
<b>3</b>	<b>1,305</b>	<b>701,942.49</b>	<b>985</b>	<b>578,371.42</b>	<b>802</b>	<b>525,583.74</b>	<b>634</b>	<b>2,313,003.93</b>	<b>4,118,901.57</b>	<b>985</b>
<b>031A</b>	<b>232</b>	<b>130,374.98</b>	<b>203</b>	<b>119,203.60</b>	<b>152</b>	<b>106,557.21</b>	<b>115</b>	<b>435,641.92</b>	<b>791,777.71</b>	<b>203</b>
Commercial	5	12,560.30	4	11,463.70	4	11,200.32	1	8,427.29	43,651.61	4
Residential	227	117,814.68	199	107,739.90	148	95,356.89	114	427,214.63	748,126.10	199
<b>031B</b>	<b>125</b>	<b>77,358.94</b>	<b>104</b>	<b>62,785.03</b>	<b>70</b>	<b>48,644.59</b>	<b>52</b>	<b>315,070.49</b>	<b>503,859.06</b>	<b>105</b>
Commercial	21	26,419.96	16	23,105.06	14	16,097.76	9	157,338.03	222,960.82	17
Government	2	2,398.50	2	1,529.70	1	1,538.90	1	5,073.11	10,540.21	2
Residential	102	48,540.48	86	38,150.28	55	31,007.93	42	152,659.35	270,358.03	86
<b>032A</b>	<b>66</b>	<b>32,574.71</b>	<b>48</b>	<b>16,977.26</b>	<b>26</b>	<b>12,371.92</b>	<b>20</b>	<b>119,862.24</b>	<b>181,786.13</b>	<b>48</b>
Commercial	21	12,402.65	12	2,649.43	3	1,985.10	3	31,699.65	48,736.82	12
Government	2	1,682.91	1	167.69	0	0.00	0	0.00	1,850.60	1
Residential	43	18,489.15	35	14,160.15	23	10,386.82	17	88,162.59	131,198.71	35
<b>032B</b>	<b>63</b>	<b>36,489.64</b>	<b>41</b>	<b>25,697.48</b>	<b>29</b>	<b>25,584.97</b>	<b>27</b>	<b>152,506.36</b>	<b>240,278.45</b>	<b>41</b>
Commercial	32	26,905.87	19	20,319.26	13	20,430.18	12	131,826.94	199,482.24	19
Residential	31	9,583.77	22	5,378.23	16	5,154.79	15	20,679.43	40,796.21	22
<b>033A</b>	<b>190</b>	<b>99,266.61</b>	<b>134</b>	<b>74,588.44</b>	<b>117</b>	<b>73,460.33</b>	<b>95</b>	<b>337,656.26</b>	<b>584,971.65</b>	<b>133</b>
Commercial	16	8,437.60	8	3,241.93	6	1,103.93	2	2,508.21	15,291.68	8
Residential	174	90,829.02	126	71,346.50	111	72,356.40	93	335,148.05	569,679.97	125
<b>033B</b>	<b>119</b>	<b>58,034.77</b>	<b>87</b>	<b>52,983.90</b>	<b>75</b>	<b>49,858.95</b>	<b>55</b>	<b>157,751.11</b>	<b>318,628.73</b>	<b>87</b>
Commercial	13	7,474.58	7	5,168.08	6	2,592.91	4	6,270.72	21,506.29	7
Residential	106	50,560.18	80	47,815.82	69	47,266.04	51	151,480.39	297,122.44	80
<b>034A</b>	<b>180</b>	<b>102,583.37</b>	<b>110</b>	<b>80,356.73</b>	<b>98</b>	<b>74,905.45</b>	<b>82</b>	<b>259,620.24</b>	<b>517,465.80</b>	<b>110</b>
Commercial	17	15,717.82	7	11,488.49	6	6,721.84	4	18,208.63	52,136.78	7
Government	1	7,910.90	1	7,874.90	1	8,306.90	1	7,921.25	32,013.95	1
Residential	162	78,954.65	102	60,993.34	91	59,876.71	77	233,490.35	433,315.06	102

page 64 of

Cagayan de Oro City Water District

Status	Active									
	00-30 Days: Count	00-30 Days: Sum	31-60 Days: Count	31-60 Days: Sum	61-90 Days: Count	61-90 Days: Sum	Over 90 Days: Count	Over 90 Days: Sum	Sum of Subtotal	Deling. Count
<b>034B</b>	<b>330</b>	<b>165,259.46</b>	<b>258</b>	<b>145,778.97</b>	<b>235</b>	<b>134,200.33</b>	<b>188</b>	<b>534,895.30</b>	<b>980,134.06</b>	<b>258</b>
Commercial	2	462.35	0	0.00	0	0.00	0	0.00	462.35	0
Government	2	0.01	0	0.00	0	0.00	0	0.00	0.01	0
Residential	326	164,797.11	258	145,778.97	235	134,200.33	188	534,895.30	979,671.70	258
<b>4</b>	<b>1,862</b>	<b>984,181.05</b>	<b>1,383</b>	<b>716,696.09</b>	<b>1,262</b>	<b>632,860.11</b>	<b>994</b>	<b>3,082,421.34</b>	<b>5,416,158.60</b>	<b>1,379</b>
<b>041A</b>	<b>388</b>	<b>310,894.83</b>	<b>291</b>	<b>217,128.32</b>	<b>258</b>	<b>186,800.02</b>	<b>195</b>	<b>713,419.02</b>	<b>1,428,242.19</b>	<b>287</b>
Commercial	6	10,287.60	4	8,506.40	4	9,987.96	2	46,428.35	75,210.31	4
Government	9	82,731.95	9	37,288.58	5	31,158.86	3	12,877.91	164,057.30	8
Residential	373	217,875.28	278	171,333.34	249	145,653.20	190	654,112.75	1,188,974.58	275
<b>041B</b>	<b>185</b>	<b>104,878.79</b>	<b>135</b>	<b>74,831.04</b>	<b>124</b>	<b>63,614.77</b>	<b>95</b>	<b>304,525.25</b>	<b>547,849.85</b>	<b>135</b>
Commercial	3	3,997.17	1	1,111.50	1	161.83	0	0.00	5,270.50	1
Government	2	436.80	2	436.80	2	283.92	1	655.20	1,812.73	2
Residential	180	100,444.82	132	73,282.74	121	63,169.02	94	303,870.05	540,766.62	132
<b>042A</b>	<b>159</b>	<b>92,002.82</b>	<b>122</b>	<b>63,175.92</b>	<b>116</b>	<b>60,310.73</b>	<b>88</b>	<b>290,462.01</b>	<b>505,951.49</b>	<b>123</b>
Commercial	8	8,269.60	4	2,865.20	4	2,835.26	3	43,710.48	57,680.54	4
Government	1	2,275.65	1	1,747.20	1	3,787.70	1	2,475.41	10,285.96	1
Residential	150	81,457.57	117	58,563.52	111	53,687.78	84	244,276.12	437,984.99	118
<b>042B</b>	<b>239</b>	<b>97,016.43</b>	<b>171</b>	<b>68,076.80</b>	<b>156</b>	<b>54,062.57</b>	<b>122</b>	<b>289,831.51</b>	<b>508,987.30</b>	<b>170</b>
Commercial	3	1,371.02	1	436.80	1	43.67	0	0.00	1,851.49	1
Government	2	59.73	0	0.00	0	0.00	0	0.00	59.73	0
Residential	234	95,585.67	170	67,640.00	155	54,018.90	122	289,831.51	507,076.07	169
<b>043A</b>	<b>303</b>	<b>94,885.13</b>	<b>229</b>	<b>74,053.10</b>	<b>216</b>	<b>73,322.89</b>	<b>183</b>	<b>451,265.54</b>	<b>693,526.67</b>	<b>229</b>
Commercial	4	1,056.18	1	620.10	1	61.05	0	0.00	1,737.34	1
Residential	299	93,828.95	228	73,433.00	215	73,261.84	183	451,265.54	691,789.33	228
<b>043B</b>	<b>230</b>	<b>97,634.62</b>	<b>165</b>	<b>79,060.05</b>	<b>150</b>	<b>73,156.45</b>	<b>121</b>	<b>402,525.03</b>	<b>652,376.14</b>	<b>166</b>
Commercial	2	5,512.30	1	15,461.80	1	15,605.80	1	25,538.48	62,118.38	1
Residential	228	92,122.32	164	63,598.25	149	57,550.65	120	376,986.54	590,257.76	165
<b>044A</b>	<b>215</b>	<b>94,730.96</b>	<b>167</b>	<b>66,942.88</b>	<b>150</b>	<b>69,082.74</b>	<b>124</b>	<b>378,297.10</b>	<b>609,053.67</b>	<b>166</b>
Commercial	5	15,373.10	5	12,911.50	5	22,963.50	5	78,259.17	129,507.27	5
Government	1	310.05	1	19.19	0	0.00	0	0.00	329.24	1
Residential	209	79,047.81	161	54,012.19	145	46,119.24	119	300,037.93	479,217.17	160

page 15 of

Cagayan de Oro City Water District

Status	Active	00-30 Days:		31-60 Days:		61-90 Days:		Over 90 Days:		Sum of Subtotal	Deling. Count
		Count	Sum	Count	Sum	Count	Sum	Count	Sum		
		<b>143</b>	<b>92,137.47</b>	<b>103</b>	<b>73,427.99</b>	<b>92</b>	<b>52,509.95</b>	<b>66</b>	<b>252,095.90</b>	<b>470,171.30</b>	<b>103</b>
<b>044B</b>		<b>143</b>	<b>92,137.47</b>	<b>103</b>	<b>73,427.99</b>	<b>92</b>	<b>52,509.95</b>	<b>66</b>	<b>252,095.90</b>	<b>470,171.30</b>	<b>103</b>
Commercial		2	20,750.98	1	20,069.80	1	10,336.24	0	0.00	51,157.02	1
Government		1	117.64	0	0.00	0	0.00	0	0.00	117.64	0
Residential		140	71,268.85	102	53,358.19	91	42,173.71	66	252,095.90	418,896.64	102
<b>5</b>		<b>1,916</b>	<b>1,610,255.30</b>	<b>1,369</b>	<b>1,213,817.74</b>	<b>1,237</b>	<b>910,799.72</b>	<b>977</b>	<b>5,423,956.24</b>	<b>9,158,828.99</b>	<b>1,354</b>
<b>051A</b>		<b>162</b>	<b>67,229.21</b>	<b>127</b>	<b>54,272.82</b>	<b>114</b>	<b>39,602.13</b>	<b>82</b>	<b>258,868.40</b>	<b>419,972.56</b>	<b>127</b>
Commercial		1	436.80	1	436.80	1	436.80	1	8,005.32	9,315.72	1
Residential		161	66,792.41	126	53,836.02	113	39,165.33	81	250,863.09	410,656.84	126
<b>051B</b>		<b>395</b>	<b>291,150.21</b>	<b>304</b>	<b>259,368.69</b>	<b>286</b>	<b>204,914.15</b>	<b>226</b>	<b>1,464,825.76</b>	<b>2,220,258.80</b>	<b>302</b>
Commercial		22	75,761.18	9	57,081.95	6	41,909.18	5	94,469.79	269,222.10	8
Government		2	9,887.64	0	0.00	0	0.00	0	0.00	9,887.64	0
Residential		371	205,501.39	295	202,286.74	280	163,004.97	221	1,370,355.97	1,941,149.07	294
<b>052A</b>		<b>372</b>	<b>247,367.01</b>	<b>280</b>	<b>217,595.12</b>	<b>260</b>	<b>176,822.21</b>	<b>212</b>	<b>850,254.23</b>	<b>1,492,038.57</b>	<b>279</b>
Commercial		28	49,920.87	14	40,212.85	11	29,986.68	7	244,061.94	364,182.34	14
Government		1	218.40	1	218.40	1	218.40	1	1,500.86	2,156.06	1
Residential		343	197,227.75	265	177,163.87	248	146,617.13	204	604,691.44	1,125,700.18	264
<b>052B</b>		<b>386</b>	<b>210,279.71</b>	<b>268</b>	<b>162,012.79</b>	<b>240</b>	<b>125,279.96</b>	<b>191</b>	<b>602,217.18</b>	<b>1,099,789.63</b>	<b>264</b>
Commercial		37	38,131.56	21	24,849.46	16	15,217.92	10	53,001.30	131,200.24	20
Government		1	218.40	1	218.40	1	218.40	1	304.65	959.85	1
Residential		348	171,929.74	246	136,944.93	223	109,843.64	180	548,911.23	967,629.54	243
<b>053A</b>		<b>109</b>	<b>167,799.05</b>	<b>65</b>	<b>128,422.79</b>	<b>56</b>	<b>67,885.21</b>	<b>47</b>	<b>527,404.87</b>	<b>891,511.92</b>	<b>65</b>
Commercial		36	124,286.25	17	93,810.31	13	39,620.72	11	364,310.03	622,027.32	17
Government		1	350.32	0	0.00	0	0.00	0	0.00	350.32	0
Residential		72	43,162.48	48	34,612.47	43	28,264.49	36	163,094.84	269,134.28	48
<b>053B</b>		<b>171</b>	<b>250,757.52</b>	<b>131</b>	<b>223,871.49</b>	<b>119</b>	<b>168,422.02</b>	<b>94</b>	<b>970,357.16</b>	<b>1,613,408.19</b>	<b>130</b>
Commercial		30	85,666.28	16	105,816.23	12	76,011.33	10	508,093.23	775,587.07	15
Government		4	65,495.24	3	26,663.39	1	26,225.30	1	66,196.25	184,580.19	3
Residential		137	99,596.00	112	91,391.87	106	66,185.39	83	396,067.68	653,240.93	112
<b>054A</b>		<b>175</b>	<b>218,529.78</b>	<b>99</b>	<b>90,435.16</b>	<b>82</b>	<b>70,724.94</b>	<b>62</b>	<b>465,626.20</b>	<b>845,316.07</b>	<b>97</b>
Commercial		72	157,048.00	38	52,933.19	29	42,218.01	24	324,240.21	576,439.42	38
Government		3	1,356.30	0	0.00	0	0.00	0	0.00	1,356.30	0

page 56 of 25

Cagayan de Oro City Water District  
 Status Active

Row Labels	00-30 Days: Count	00-30 Days: Sum	31-60 Days: Count	31-60 Days: Sum	61-90 Days: Count	61-90 Days: Sum	Over 90 Days: Count	Over 90 Days: Sum	Sum of Subtotal	Delinq. Count
Residential	100	60,125.48	61	37,501.96	53	28,506.93	38	141,385.98	267,520.36	59
<b>054B</b>	<b>146</b>	<b>157,142.80</b>	<b>95</b>	<b>77,838.90</b>	<b>80</b>	<b>57,149.11</b>	<b>63</b>	<b>284,402.44</b>	<b>576,533.25</b>	<b>90</b>
Commercial	56	94,629.69	31	34,582.83	27	21,853.61	17	106,837.52	257,903.65	29
Government	4	278.33	1	218.40	1	218.40	1	3,800.16	4,515.29	1
Residential	86	62,234.78	63	43,037.66	52	35,077.10	45	173,764.76	314,114.31	60
<b>6</b>	<b>1,172</b>	<b>888,013.41</b>	<b>690</b>	<b>574,764.49</b>	<b>561</b>	<b>431,892.11</b>	<b>427</b>	<b>2,653,083.18</b>	<b>4,547,753.18</b>	<b>671</b>
<b>061A</b>	<b>141</b>	<b>137,858.81</b>	<b>100</b>	<b>97,921.37</b>	<b>76</b>	<b>62,024.20</b>	<b>59</b>	<b>413,206.67</b>	<b>711,011.06</b>	<b>98</b>
Commercial	50	67,590.90	38	45,765.36	24	21,617.69	17	154,420.68	289,394.63	37
Residential	91	70,267.90	62	52,156.02	52	40,406.51	42	258,785.99	421,616.43	61
<b>061B</b>	<b>165</b>	<b>120,348.10</b>	<b>101</b>	<b>85,617.59</b>	<b>82</b>	<b>59,103.50</b>	<b>69</b>	<b>423,315.53</b>	<b>688,384.72</b>	<b>96</b>
Commercial	109	91,839.16	66	60,764.86	54	47,947.21	47	324,477.22	525,028.45	62
Residential	56	28,508.94	35	24,852.73	28	11,156.28	22	98,838.31	163,356.27	34
<b>062A</b>	<b>87</b>	<b>66,954.34</b>	<b>42</b>	<b>23,008.30</b>	<b>34</b>	<b>19,084.07</b>	<b>28</b>	<b>135,901.82</b>	<b>244,948.53</b>	<b>42</b>
Commercial	30	43,028.03	14	10,360.43	11	8,053.48	10	72,715.71	134,157.65	14
Residential	57	23,926.31	28	12,647.87	23	11,030.59	18	63,186.11	110,790.88	28
<b>062B</b>	<b>133</b>	<b>102,564.63</b>	<b>77</b>	<b>68,528.57</b>	<b>61</b>	<b>56,884.79</b>	<b>46</b>	<b>373,465.77</b>	<b>601,443.76</b>	<b>73</b>
Commercial	17	25,715.14	8	22,585.64	7	20,805.88	5	238,373.87	307,480.53	8
Residential	116	76,849.49	69	45,942.93	54	36,078.91	41	135,091.91	293,963.23	65
<b>063A</b>	<b>125</b>	<b>105,024.46</b>	<b>67</b>	<b>59,200.50</b>	<b>60</b>	<b>46,812.47</b>	<b>46</b>	<b>252,478.55</b>	<b>463,515.98</b>	<b>65</b>
Commercial	13	46,874.43	7	21,096.87	6	7,877.12	4	56,758.68	132,607.10	7
Residential	112	58,150.03	60	38,103.63	54	38,935.35	42	195,719.87	330,908.88	58
<b>063B</b>	<b>142</b>	<b>103,328.45</b>	<b>87</b>	<b>84,281.88</b>	<b>78</b>	<b>65,166.28</b>	<b>60</b>	<b>333,564.49</b>	<b>586,341.10</b>	<b>87</b>
Commercial	12	13,751.33	9	14,041.12	6	11,352.68	5	134,961.13	174,106.26	9
Government	2	4,189.05	2	5,070.25	2	1,452.67	1	37,124.37	47,836.33	2
Residential	128	85,388.07	76	65,170.51	70	52,360.93	54	161,478.99	364,398.50	76
<b>064A</b>	<b>188</b>	<b>129,282.04</b>	<b>108</b>	<b>79,270.97</b>	<b>94</b>	<b>64,101.67</b>	<b>67</b>	<b>405,055.06</b>	<b>677,709.75</b>	<b>105</b>
Commercial	29	45,069.64	18	23,808.26	13	15,517.77	8	143,552.40	227,948.07	17
Government	3	4,117.70	2	3,833.80	2	1,828.01	0	0.00	9,779.51	2
Residential	156	80,094.71	88	51,628.91	79	46,755.89	59	261,502.67	439,982.17	86
<b>064B</b>	<b>191</b>	<b>122,652.58</b>	<b>108</b>	<b>76,935.31</b>	<b>76</b>	<b>58,715.11</b>	<b>52</b>	<b>316,095.28</b>	<b>574,398.28</b>	<b>105</b>
Commercial	8	18,859.36	7	15,023.74	5	13,622.56	4	94,790.99	142,296.65	7

page 6 of 25

Cagayan de Oro City Water District

Status Active

Row Labels	00-30 Days: Count	00-30 Days: Sum	31-60 Days: Count	31-60 Days: Sum	61-90 Days: Count	61-90 Days: Sum	Over 90 Days: Count	Over 90 Days: Sum	Sum of Subtotal	Deling. Count
Residential	183	103,793.21	101	61,911.57	71	45,092.55	48	221,304.29	432,101.63	98
<b>7</b>	<b>3,247</b>	<b>2,487,216.08</b>	<b>1,859</b>	<b>1,225,270.65</b>	<b>1,349</b>	<b>902,344.77</b>	<b>940</b>	<b>4,089,426.95</b>	<b>8,704,258.45</b>	<b>1,771</b>
<b>071A</b>	<b>243</b>	<b>177,709.84</b>	<b>123</b>	<b>69,355.35</b>	<b>78</b>	<b>48,740.81</b>	<b>53</b>	<b>347,093.84</b>	<b>642,899.85</b>	<b>108</b>
Commercial	22	72,023.73	12	33,836.01	8	21,552.47	6	105,153.87	232,566.07	10
Residential	221	105,686.12	111	35,519.34	70	27,188.35	47	241,939.97	410,333.77	98
<b>071B</b>	<b>303</b>	<b>205,593.92</b>	<b>179</b>	<b>94,433.09</b>	<b>127</b>	<b>71,374.07</b>	<b>86</b>	<b>400,900.52</b>	<b>772,301.60</b>	<b>175</b>
Commercial	25	36,969.63	16	18,352.06	12	10,015.50	8	80,541.65	145,878.85	15
Government	1	6,336.00	0	0.00	0	0.00	0	0.00	6,336.00	0
Residential	277	162,288.30	163	76,081.02	115	61,358.56	78	320,358.87	620,086.76	160
<b>072A</b>	<b>324</b>	<b>300,569.69</b>	<b>190</b>	<b>155,060.26</b>	<b>140</b>	<b>110,141.73</b>	<b>98</b>	<b>645,544.50</b>	<b>1,211,316.18</b>	<b>182</b>
Commercial	39	115,134.97	25	77,821.76	20	50,418.36	14	306,031.88	549,406.97	25
Government	1	218.40	1	2,510.90	1	2,366.90	1	4,103.10	9,199.30	1
Residential	284	185,216.32	164	74,727.60	119	57,356.47	83	335,409.52	652,709.91	156
<b>072B</b>	<b>183</b>	<b>115,768.88</b>	<b>101</b>	<b>39,942.87</b>	<b>72</b>	<b>26,148.64</b>	<b>50</b>	<b>180,993.18</b>	<b>362,853.58</b>	<b>96</b>
Commercial	14	28,441.03	5	6,405.67	2	794.63	1	567.18	36,208.51	3
Residential	169	87,327.85	96	33,537.21	70	25,354.01	49	180,426.00	326,645.07	93
<b>073A</b>	<b>171</b>	<b>135,308.80</b>	<b>99</b>	<b>57,319.61</b>	<b>74</b>	<b>44,850.02</b>	<b>49</b>	<b>212,415.40</b>	<b>449,893.83</b>	<b>97</b>
Commercial	19	59,037.91	16	22,468.17	12	15,576.73	9	64,959.45	162,042.25	15
Government	1	683.15	1	173.02	0	0.00	0	0.00	856.17	1
Residential	151	75,587.74	82	34,678.42	62	29,273.29	40	147,455.96	286,995.40	81
<b>073B</b>	<b>511</b>	<b>321,826.42</b>	<b>318</b>	<b>175,253.36</b>	<b>238</b>	<b>154,305.62</b>	<b>174</b>	<b>597,215.98</b>	<b>1,248,601.39</b>	<b>315</b>
Commercial	55	49,604.64	31	22,442.68	16	22,006.94	11	148,314.53	242,368.79	30
Residential	456	272,221.78	287	152,810.68	222	132,298.69	163	448,901.45	1,006,232.60	285
<b>074A</b>	<b>312</b>	<b>207,167.26</b>	<b>163</b>	<b>87,866.90</b>	<b>117</b>	<b>62,463.14</b>	<b>74</b>	<b>308,578.94</b>	<b>666,076.23</b>	<b>150</b>
Commercial	22	37,947.65	11	21,513.63	6	7,807.79	3	9,977.79	77,246.87	9
Government	2	1,288.86	0	0.00	0	0.00	0	0.00	1,288.86	0
Residential	288	167,930.75	152	66,353.27	111	54,655.35	71	298,601.14	587,540.51	141
<b>074B</b>	<b>1,200</b>	<b>1,023,271.27</b>	<b>686</b>	<b>546,039.21</b>	<b>503</b>	<b>384,320.73</b>	<b>356</b>	<b>1,396,684.60</b>	<b>3,350,315.81</b>	<b>648</b>
Commercial	48	137,885.87	28	63,467.82	14	39,978.58	11	36,958.72	278,290.98	25
Government	2	68.90	0	0.00	0	0.00	0	0.00	68.90	0
Residential	1,150	885,316.50	658	482,571.39	489	344,342.15	345	1,359,725.88	3,071,955.92	623

page 8 of

ANNEX Q

## Cagayan de Oro City Water District

Status

Active

Row Labels	00-30 Days: Count	00-30 Days: Sum	31-60 Days: Count	31-60 Days: Sum	61-90 Days: Count	61-90 Days: Sum	Over 90 Days: Count	Over 90 Days: Sum	Sum of Subtotal	Delinq. Count
<b>8</b>	<b>1,809</b>	<b>1,900,110.94</b>	<b>1,015</b>	<b>770,672.68</b>	<b>728</b>	<b>569,142.28</b>	<b>529</b>	<b>2,686,485.51</b>	<b>5,926,411.40</b>	<b>932</b>
<b>081A</b>	<b>409</b>	<b>363,898.11</b>	<b>244</b>	<b>209,027.13</b>	<b>191</b>	<b>133,886.91</b>	<b>135</b>	<b>702,931.41</b>	<b>1,409,743.56</b>	<b>231</b>
Commercial	11	17,437.71	6	8,071.79	5	6,571.17	4	17,321.11	49,401.78	6
Government	1	4,572.01	0	0.00	0	0.00	0	0.00	4,572.01	0
Residential	397	341,888.40	238	200,955.34	186	127,315.75	131	685,610.29	1,355,769.78	225
<b>081B</b>	<b>550</b>	<b>400,977.44</b>	<b>303</b>	<b>155,594.01</b>	<b>214</b>	<b>126,431.94</b>	<b>152</b>	<b>431,959.15</b>	<b>1,114,962.55</b>	<b>281</b>
Commercial	13	52,608.95	8	26,578.66	5	17,980.47	4	36,113.54	133,281.62	6
Government	2	66.40	0	0.00	0	0.00	0	0.00	66.40	0
Residential	535	348,302.08	295	129,015.35	209	108,451.47	148	395,845.61	981,614.52	275
<b>082A</b>	<b>154</b>	<b>150,390.98</b>	<b>82</b>	<b>60,158.32</b>	<b>62</b>	<b>40,132.43</b>	<b>41</b>	<b>311,330.32</b>	<b>562,012.04</b>	<b>77</b>
Commercial	44	76,032.74	17	20,417.69	9	13,706.99	6	178,453.87	288,611.29	14
Government	1	218.40	1	218.40	1	523.90	1	684.35	1,645.05	1
Residential	109	74,139.84	64	39,522.23	52	25,901.54	34	132,192.09	271,755.70	62
<b>082B</b>	<b>59</b>	<b>42,546.94</b>	<b>26</b>	<b>11,669.67</b>	<b>10</b>	<b>10,553.58</b>	<b>9</b>	<b>89,911.75</b>	<b>154,681.93</b>	<b>23</b>
Commercial	56	41,892.14	25	11,669.67	10	10,553.58	9	89,911.75	154,027.13	23
Residential	3	654.80	1	0.00	0	0.00	0	0.00	654.80	0
<b>083A</b>	<b>177</b>	<b>411,120.47</b>	<b>98</b>	<b>92,209.11</b>	<b>55</b>	<b>71,738.26</b>	<b>38</b>	<b>360,330.24</b>	<b>935,398.08</b>	<b>80</b>
Commercial	99	349,932.99	52	59,084.58	18	45,086.77	9	208,047.33	662,151.66	35
Residential	78	61,187.48	46	33,124.54	37	26,651.49	29	152,282.90	273,246.41	45
<b>083B</b>	<b>164</b>	<b>222,381.50</b>	<b>84</b>	<b>113,243.62</b>	<b>72</b>	<b>72,498.56</b>	<b>53</b>	<b>272,822.56</b>	<b>680,946.24</b>	<b>83</b>
Commercial	25	102,485.39	10	53,093.22	7	26,900.24	4	44,376.85	226,855.71	9
Government	1	218.40	1	218.40	1	43.67	0	0.00	480.47	1
Residential	138	119,677.71	73	59,932.00	64	45,554.65	49	228,445.71	453,610.06	73
<b>084A</b>	<b>158</b>	<b>159,874.96</b>	<b>85</b>	<b>43,632.94</b>	<b>42</b>	<b>48,391.19</b>	<b>34</b>	<b>137,924.53</b>	<b>389,823.63</b>	<b>66</b>
Commercial	100	119,924.78	52	26,017.60	20	36,581.75	18	88,696.57	271,220.71	38
Residential	58	39,950.18	33	17,615.34	22	11,809.44	16	49,227.96	118,602.92	28
<b>084B</b>	<b>138</b>	<b>148,920.54</b>	<b>93</b>	<b>85,137.88</b>	<b>82</b>	<b>65,509.41</b>	<b>67</b>	<b>379,275.56</b>	<b>678,843.38</b>	<b>91</b>
Commercial	8	45,519.20	6	8,227.32	2	3,666.38	1	54,331.40	111,744.30	4
Government	2	2,189.30	2	461.74	1	218.40	1	12,495.26	15,364.70	2
Residential	128	101,212.04	85	76,448.82	79	61,624.63	65	312,448.90	551,734.39	85
<b>9</b>	<b>1,669</b>	<b>1,553,757.13</b>	<b>944</b>	<b>684,154.40</b>	<b>711</b>	<b>498,523.51</b>	<b>503</b>	<b>3,123,452.95</b>	<b>5,859,887.98</b>	<b>902</b>

page 89 of

Cagayan de Oro City Water District  
 Status Active

Row Labels	00-30 Days: Count	00-30 Days: Sum	31-60 Days: Count	31-60 Days: Sum	61-90 Days: Count	61-90 Days: Sum	Over 90 Days: Count	Over 90 Days: Sum	Sum of Subtotal	Delinq. Count
<b>091A</b>	<b>131</b>	<b>266,002.85</b>	<b>59</b>	<b>43,192.84</b>	<b>29</b>	<b>29,576.36</b>	<b>19</b>	<b>133,248.61</b>	<b>472,020.67</b>	<b>52</b>
Commercial	107	240,237.59	53	42,002.01	28	28,464.76	18	118,379.58	429,083.94	48
Government	2	10,402.87	0	0.00	0	0.00	0	0.00	10,402.87	0
Residential	22	15,362.39	6	1,190.83	1	1,111.60	1	14,869.03	32,533.86	4
<b>091B</b>	<b>127</b>	<b>142,826.00</b>	<b>55</b>	<b>36,577.33</b>	<b>33</b>	<b>23,918.95</b>	<b>22</b>	<b>123,955.01</b>	<b>327,277.29</b>	<b>49</b>
Commercial	67	103,543.44	25	16,951.91	12	10,199.54	6	81,359.06	212,053.95	20
Government	1	2,906.90	1	386.98	0	0.00	0	0.00	3,293.88	1
Residential	59	36,375.66	29	19,238.43	21	13,719.41	16	42,595.95	111,929.46	28
<b>092A</b>	<b>307</b>	<b>183,596.09</b>	<b>185</b>	<b>106,647.98</b>	<b>153</b>	<b>71,371.19</b>	<b>103</b>	<b>423,633.76</b>	<b>785,249.01</b>	<b>184</b>
Commercial	5	14,478.46	2	3,948.40	2	4,601.20	2	16,652.66	39,680.72	2
Government	3	1,548.38	2	49.79	0	0.00	0	0.00	1,598.17	2
Residential	299	167,569.25	181	102,649.79	151	66,769.99	101	406,981.10	743,970.12	180
<b>092B</b>	<b>161</b>	<b>162,706.47</b>	<b>85</b>	<b>66,802.59</b>	<b>58</b>	<b>45,874.79</b>	<b>39</b>	<b>373,924.66</b>	<b>649,308.50</b>	<b>77</b>
Commercial	40	83,585.68	22	29,910.05	12	22,802.16	8	285,833.58	422,131.46	17
Residential	121	79,120.79	63	36,892.54	46	23,072.62	31	88,091.08	227,177.04	60
<b>093A</b>	<b>164</b>	<b>132,357.51</b>	<b>98</b>	<b>82,405.67</b>	<b>77</b>	<b>65,297.53</b>	<b>56</b>	<b>313,241.39</b>	<b>593,302.10</b>	<b>94</b>
Commercial	18	36,211.48	10	21,371.09	6	16,983.25	4	134,749.26	209,315.08	10
Residential	146	96,146.03	88	61,034.58	71	48,314.28	52	178,492.13	383,987.02	84
<b>093B</b>	<b>249</b>	<b>312,597.80</b>	<b>150</b>	<b>143,660.85</b>	<b>119</b>	<b>113,616.48</b>	<b>93</b>	<b>925,489.75</b>	<b>1,495,364.88</b>	<b>145</b>
Commercial	26	136,759.70	13	28,586.93	7	25,043.23	6	170,283.73	360,673.59	11
Government	1	683.15	1	1.56	0	0.00	0	0.00	684.71	1
Residential	222	175,154.95	136	115,072.36	112	88,573.25	87	755,206.01	1,134,006.58	133
<b>094A</b>	<b>251</b>	<b>182,747.98</b>	<b>164</b>	<b>124,512.07</b>	<b>126</b>	<b>82,572.63</b>	<b>89</b>	<b>531,184.57</b>	<b>921,017.25</b>	<b>160</b>
Commercial	10	11,473.32	6	12,806.61	2	1,522.84	0	0.00	25,802.76	6
Residential	241	171,274.66	158	111,705.47	124	81,049.79	89	531,184.57	895,214.49	154
<b>094B</b>	<b>279</b>	<b>170,922.42</b>	<b>148</b>	<b>80,355.06</b>	<b>116</b>	<b>66,295.59</b>	<b>82</b>	<b>298,775.21</b>	<b>616,348.27</b>	<b>141</b>
Commercial	4	5,461.02	2	5,021.80	1	3,941.80	1	22,099.19	36,523.81	1
Government	2	1,290.20	1	1,111.60	1	1,574.90	1	2,243.97	6,220.67	1
Residential	217	124,622.06	128	69,438.23	103	56,366.88	72	258,327.81	508,754.98	123
Special Rate - Comr	5	10,270.30	1	0.00	0	0.00	0	0.00	10,270.30	0
Special Rate - Resid	51	29,278.84	16	4,783.42	11	4,412.01	8	16,104.25	54,578.52	16

page 90 of



Cagayan de Oro City Water District

Row Labels	00-30 Days:		31-60 Days:		61-90 Days:		Over 90 Days:		Sum of Subtotal	Deling. Count
	Count	Sum	Count	Sum	Count	Sum	Count	Sum		
<b>10</b>	<b>2,574</b>	<b>2,778,601.90</b>	<b>1,513</b>	<b>1,137,519.20</b>	<b>1,151</b>	<b>1,020,215.35</b>	<b>835</b>	<b>3,675,724.89</b>	<b>8,612,061.34</b>	<b>1,446</b>
<b>101A</b>	<b>152</b>	<b>138,343.76</b>	<b>92</b>	<b>67,834.76</b>	<b>69</b>	<b>60,645.17</b>	<b>47</b>	<b>248,484.78</b>	<b>515,308.47</b>	<b>85</b>
Commercial	7	25,555.65	5	7,666.69	4	11,730.37	2	8,119.74	53,072.45	5
Government	4	12,910.60	4	1,255.06	0	0.00	0	0.00	14,165.66	4
Residential	141	99,877.51	83	58,913.01	65	48,914.80	45	240,365.04	448,070.36	76
<b>101B</b>	<b>547</b>	<b>249,528.03</b>	<b>386</b>	<b>152,006.36</b>	<b>323</b>	<b>126,210.52</b>	<b>254</b>	<b>626,833.94</b>	<b>1,154,578.85</b>	<b>379</b>
Commercial	7	20,254.90	5	4,870.71	2	3,039.00	2	26,960.18	55,124.79	5
Government	3	1,514.75	3	1,318.19	2	965.67	1	1,940.22	5,738.82	3
Residential	537	227,758.38	378	145,817.46	319	122,205.86	251	597,933.53	1,093,715.23	371
<b>102A</b>	<b>157</b>	<b>101,627.46</b>	<b>85</b>	<b>29,909.16</b>	<b>52</b>	<b>22,612.30</b>	<b>38</b>	<b>122,613.60</b>	<b>276,762.53</b>	<b>74</b>
Commercial	11	19,528.30	8	993.76	2	934.70	2	10,638.92	32,095.68	6
Residential	146	82,099.16	77	28,915.40	50	21,677.60	36	111,974.68	244,666.85	68
<b>102B</b>	<b>545</b>	<b>368,833.72</b>	<b>308</b>	<b>176,406.15</b>	<b>237</b>	<b>140,109.87</b>	<b>160</b>	<b>594,257.16</b>	<b>1,279,606.91</b>	<b>293</b>
Commercial	14	58,406.68	9	25,538.67	7	17,473.56	4	138,915.31	240,334.22	9
Government	1	218.40	1	21.84	0	0.00	0	0.00	240.24	1
Residential	387	230,776.77	215	114,891.01	161	89,772.52	108	356,626.66	792,066.95	201
Special Rate - Comr	1	2,161.30	1	1,601.70	1	2,669.80	1	2,713.09	9,145.89	1
Special Rate - Resid	142	77,270.58	82	34,352.93	68	30,193.99	47	96,002.10	237,819.60	81
<b>103A</b>	<b>309</b>	<b>274,315.23</b>	<b>152</b>	<b>112,883.76</b>	<b>102</b>	<b>81,175.30</b>	<b>67</b>	<b>414,644.61</b>	<b>883,018.90</b>	<b>148</b>
Commercial	37	108,143.68	24	31,858.21	12	39,975.98	10	196,921.37	376,899.23	23
Residential	272	166,171.55	128	81,025.55	90	41,199.32	57	217,723.25	506,119.67	125
<b>103B</b>	<b>576</b>	<b>569,097.69</b>	<b>322</b>	<b>250,772.02</b>	<b>247</b>	<b>200,605.60</b>	<b>184</b>	<b>875,414.71</b>	<b>1,895,890.02</b>	<b>308</b>
Commercial	67	243,008.40	37	68,185.41	21	56,472.77	16	197,103.45	564,770.03	32
Residential	509	326,089.30	285	182,586.61	226	144,132.83	168	678,311.25	1,331,119.99	276
<b>104A</b>	<b>175</b>	<b>925,355.27</b>	<b>96</b>	<b>226,319.59</b>	<b>71</b>	<b>262,597.56</b>	<b>48</b>	<b>663,283.58</b>	<b>2,077,556.00</b>	<b>90</b>
Commercial	44	835,338.16	25	170,091.07	11	209,433.26	10	345,676.93	1,560,539.43	22
Government	1	523.90	1	493.35	1	523.90	1	151.06	1,692.21	1
Residential	130	89,493.21	70	55,735.16	59	52,640.40	37	317,455.59	515,324.36	67
<b>104B</b>	<b>113</b>	<b>151,500.73</b>	<b>72</b>	<b>121,387.39</b>	<b>50</b>	<b>126,259.03</b>	<b>37</b>	<b>130,192.50</b>	<b>529,339.66</b>	<b>69</b>
Commercial	5	5,292.13	3	4,062.70	3	5,977.50	3	27,521.03	42,853.36	3
Government	2	63,218.90	2	67,622.90	2	82,215.10	0	0.00	213,056.90	2

page 91 of

Status Active

Row Labels	00-30 Days: Count	00-30 Days: Sum	31-60 Days: Count	31-60 Days: Sum	61-90 Days: Count	61-90 Days: Sum	Over 90 Days: Count	Over 90 Days: Sum	Sum of Subtotal	Deling. Count
Residential	106	82,989.70	67	49,701.79	45	38,066.43	34	102,671.47	273,429.40	64
<b>11</b>	<b>2,282</b>	<b>2,434,122.30</b>	<b>1,283</b>	<b>805,280.19</b>	<b>974</b>	<b>665,382.17</b>	<b>713</b>	<b>3,643,165.44</b>	<b>7,547,950.11</b>	<b>1,219</b>
<b>111A</b>	<b>249</b>	<b>228,747.40</b>	<b>153</b>	<b>117,574.91</b>	<b>115</b>	<b>96,410.50</b>	<b>86</b>	<b>549,542.64</b>	<b>992,275.44</b>	<b>142</b>
Commercial	41	63,587.62	23	14,407.82	9	4,033.18	2	14,987.76	97,016.37	19
Government	2	26,535.85	2	31,791.85	2	29,271.85	2	129,071.66	216,671.21	2
Residential	206	138,623.93	128	71,375.24	104	63,105.47	82	405,483.21	678,587.85	121
<b>111B</b>	<b>356</b>	<b>322,276.54</b>	<b>215</b>	<b>155,503.38</b>	<b>173</b>	<b>123,950.93</b>	<b>131</b>	<b>593,406.48</b>	<b>1,195,137.33</b>	<b>209</b>
Commercial	24	97,057.32	15	37,107.46	11	27,488.37	6	25,339.12	186,992.28	13
Government	0	0.00	0	0.00	0	0.00	0	0.00	0.00	0
Residential	332	225,219.22	200	118,395.91	162	96,462.55	125	568,067.36	1,008,145.04	196
<b>112A</b>	<b>404</b>	<b>239,963.81</b>	<b>221</b>	<b>101,078.26</b>	<b>170</b>	<b>75,355.99</b>	<b>114</b>	<b>483,685.33</b>	<b>900,083.38</b>	<b>216</b>
Commercial	8	23,479.52	4	1,978.13	2	1,173.01	1	87.24	26,717.90	3
Government	1	1,214.90	1	2,258.90	1	3,194.90	1	2,372.34	9,041.04	1
Residential	395	215,269.39	216	96,841.23	167	70,988.08	112	481,225.74	864,324.44	212
<b>112B</b>	<b>189</b>	<b>105,096.31</b>	<b>131</b>	<b>62,704.76</b>	<b>110</b>	<b>56,803.49</b>	<b>88</b>	<b>354,362.26</b>	<b>578,966.81</b>	<b>129</b>
Commercial	1	2,933.58	0	0.00	0	0.00	0	0.00	2,933.58	0
Government	1	218.40	1	218.40	1	218.40	1	225.85	881.05	1
Residential	187	101,944.33	130	62,486.36	109	56,585.09	87	354,136.41	575,152.19	128
<b>113A</b>	<b>344</b>	<b>723,171.17</b>	<b>198</b>	<b>106,376.42</b>	<b>146</b>	<b>89,766.92</b>	<b>105</b>	<b>703,082.60</b>	<b>1,622,397.11</b>	<b>183</b>
Commercial	42	515,389.11	23	8,886.74	7	9,502.60	7	228,811.17	762,589.62	17
Residential	302	207,782.07	175	97,489.68	139	80,264.32	98	474,271.43	859,807.49	166
<b>113B</b>	<b>339</b>	<b>398,256.56</b>	<b>167</b>	<b>100,041.00</b>	<b>100</b>	<b>85,447.50</b>	<b>64</b>	<b>287,642.01</b>	<b>871,387.07</b>	<b>150</b>
Commercial	23	78,697.87	14	8,567.83	5	7,252.03	3	45,965.38	140,483.12	11
Residential	316	319,558.68	153	91,473.17	95	78,195.47	61	241,676.63	730,903.95	139
<b>114A</b>	<b>178</b>	<b>182,947.58</b>	<b>93</b>	<b>75,744.39</b>	<b>70</b>	<b>70,130.76</b>	<b>52</b>	<b>404,670.44</b>	<b>733,493.18</b>	<b>91</b>
Commercial	26	68,721.11	15	32,245.85	11	33,490.37	10	208,352.48	342,809.82	14
Residential	152	114,226.47	78	43,498.55	59	36,640.39	42	196,317.96	390,683.36	77
<b>114B</b>	<b>223</b>	<b>233,662.94</b>	<b>105</b>	<b>86,257.08</b>	<b>90</b>	<b>67,516.08</b>	<b>73</b>	<b>266,773.68</b>	<b>654,209.79</b>	<b>99</b>
Commercial	17	66,488.79	9	15,939.20	9	7,038.16	4	47,804.80	137,270.95	9
Residential	206	167,174.16	96	70,317.88	81	60,477.93	69	218,968.88	516,938.84	90
<b>12</b>	<b>3,265</b>	<b>2,573,503.54</b>	<b>2,023</b>	<b>1,373,742.90</b>	<b>1,714</b>	<b>1,143,826.24</b>	<b>1,291</b>	<b>4,991,064.60</b>	<b>10,082,137.28</b>	<b>1,970</b>

page 92 of

Cagayan de Oro City Water District

Row Labels	00-30 Days:		31-60 Days:		61-90 Days:		Over 90 Days:		Sum of Subtotal	Deling. Count
	Count	Sum	Count	Sum	Count	Sum	Count	Sum		
<b>121A</b>	<b>776</b>	<b>748,897.93</b>	<b>492</b>	<b>381,112.62</b>	<b>424</b>	<b>292,599.23</b>	<b>317</b>	<b>1,633,230.40</b>	<b>3,055,840.18</b>	<b>479</b>
Commercial	109	284,241.81	66	70,352.55	46	50,851.99	35	380,398.80	785,845.15	57
Government	1	218.40	1	218.40	1	218.40	1	240.26	895.46	1
Residential	666	464,437.72	425	310,541.68	377	241,528.83	281	1,252,591.34	2,269,099.56	421
<b>121B</b>	<b>789</b>	<b>462,863.39</b>	<b>517</b>	<b>286,162.96</b>	<b>466</b>	<b>229,300.93</b>	<b>335</b>	<b>1,057,523.23</b>	<b>2,035,850.51</b>	<b>506</b>
Commercial	12	40,249.88	7	11,458.50	6	12,106.50	6	86,829.75	150,644.63	6
Government	1	304.04	0	0.00	0	0.00	0	0.00	304.04	0
Residential	776	422,309.47	510	274,704.45	460	217,194.43	329	970,693.48	1,884,901.83	500
<b>122A</b>	<b>207</b>	<b>165,550.49</b>	<b>100</b>	<b>73,811.88</b>	<b>80</b>	<b>56,289.56</b>	<b>57</b>	<b>257,351.67</b>	<b>553,003.61</b>	<b>97</b>
Commercial	11	39,040.79	6	19,307.80	5	16,606.37	4	88,452.70	163,407.66	5
Government	1	218.40	1	218.40	1	218.40	1	308.80	964.00	1
Residential	195	126,291.30	93	54,285.68	74	39,464.79	52	168,590.18	388,631.95	91
<b>122B</b>	<b>482</b>	<b>253,671.94</b>	<b>304</b>	<b>145,438.36</b>	<b>269</b>	<b>140,478.61</b>	<b>219</b>	<b>597,483.19</b>	<b>1,137,072.10</b>	<b>301</b>
Commercial	3	4,238.78	2	1,118.00	2	504.04	1	4,658.88	10,519.70	2
Residential	479	249,433.16	302	144,320.36	267	139,974.57	218	592,824.31	1,126,552.40	299
<b>123A</b>	<b>207</b>	<b>277,067.22</b>	<b>123</b>	<b>167,861.68</b>	<b>84</b>	<b>78,899.93</b>	<b>56</b>	<b>242,007.23</b>	<b>765,836.06</b>	<b>115</b>
Commercial	70	180,669.24	39	118,223.68	23	41,583.91	14	90,352.34	430,829.17	37
Residential	137	96,397.98	84	49,638.00	61	37,316.03	42	151,654.89	335,006.89	78
<b>123B</b>	<b>317</b>	<b>212,062.55</b>	<b>191</b>	<b>114,343.46</b>	<b>162</b>	<b>128,892.39</b>	<b>133</b>	<b>441,926.82</b>	<b>897,225.22</b>	<b>190</b>
Commercial	9	30,257.32	5	10,497.80	5	9,960.74	4	35,602.75	86,318.60	5
Government	3	1,312.85	3	1,542.20	3	1,977.70	3	8,362.79	13,195.54	3
Residential	305	180,492.39	183	102,303.46	154	116,953.95	126	397,961.28	797,711.08	182
<b>124A</b>	<b>276</b>	<b>251,758.53</b>	<b>181</b>	<b>122,393.62</b>	<b>146</b>	<b>123,839.47</b>	<b>110</b>	<b>491,991.42</b>	<b>989,983.04</b>	<b>175</b>
Commercial	32	62,903.64	17	21,293.12	8	24,348.37	6	41,411.22	149,956.36	13
Government	1	1,077.95	1	909.70	1	222.64	0	0.00	2,210.29	1
Residential	243	187,776.93	163	100,190.80	137	99,268.45	104	450,580.20	837,816.38	161
<b>124B</b>	<b>211</b>	<b>201,631.50</b>	<b>115</b>	<b>82,618.32</b>	<b>83</b>	<b>93,526.12</b>	<b>64</b>	<b>269,550.63</b>	<b>647,326.58</b>	<b>107</b>
Commercial	36	50,263.75	20	12,023.01	10	17,108.99	7	42,759.38	122,155.14	14
Government	1	15,290.90	1	12,914.90	1	14,786.90	1	15,538.39	58,531.09	1
Residential	174	136,076.85	94	57,680.41	72	61,630.23	56	211,252.87	466,640.35	92
<b>13</b>	<b>5,678</b>	<b>4,581,867.69</b>	<b>3,431</b>	<b>1,820,539.51</b>	<b>2,642</b>	<b>1,387,539.30</b>	<b>1,880</b>	<b>7,204,892.48</b>	<b>14,994,838.98</b>	<b>3,273</b>

page 93 of

Status

Active

Row Labels	00-30 Days:	00-30 Days:	31-60 Days:	31-60 Days:	61-90 Days:	61-90 Days:	Over 90 Days:	Over 90 Days:	Sum of Subtotal	Delinq. Count
	Count	Sum	Count	Sum	Count	Sum	Count	Sum		
<b>131A</b>	<b>675</b>	<b>471,818.46</b>	<b>379</b>	<b>216,449.95</b>	<b>292</b>	<b>177,580.49</b>	<b>207</b>	<b>818,315.94</b>	<b>1,684,164.84</b>	<b>358</b>
Commercial	39	66,948.57	25	52,045.08	15	33,336.82	6	85,090.84	237,421.31	23
Government	2	917.25	1	236.42	0	0.00	0	0.00	1,153.67	1
Residential	634	403,952.65	353	164,168.44	277	144,243.67	201	733,225.10	1,445,589.87	334
<b>131B</b>	<b>352</b>	<b>390,961.58</b>	<b>216</b>	<b>116,343.00</b>	<b>159</b>	<b>82,469.90</b>	<b>112</b>	<b>388,369.18</b>	<b>978,143.67</b>	<b>204</b>
Commercial	57	193,635.65	29	26,461.31	11	9,160.34	5	9,239.98	238,497.28	23
Government	3	5,093.80	2	5,309.80	2	6,065.80	2	15,398.58	31,867.99	2
Residential	292	192,232.13	185	84,571.90	146	67,243.76	105	363,730.61	707,778.40	179
<b>132A</b>	<b>293</b>	<b>184,730.59</b>	<b>176</b>	<b>64,888.15</b>	<b>135</b>	<b>52,208.55</b>	<b>102</b>	<b>381,668.22</b>	<b>683,495.50</b>	<b>164</b>
Commercial	2	19,930.60	2	436.80	1	436.80	1	2,402.39	23,206.59	1
Residential	291	164,799.99	174	64,451.35	134	51,771.75	101	379,265.83	660,288.91	163
<b>132B</b>	<b>513</b>	<b>340,333.88</b>	<b>313</b>	<b>161,880.78</b>	<b>249</b>	<b>121,066.54</b>	<b>182</b>	<b>733,670.15</b>	<b>1,356,951.35</b>	<b>302</b>
Commercial	16	40,223.54	13	24,368.45	10	13,656.28	6	150,846.12	229,094.39	12
Residential	497	300,110.34	300	137,512.33	239	107,410.26	176	582,824.03	1,127,856.95	290
<b>133A</b>	<b>673</b>	<b>493,800.61</b>	<b>381</b>	<b>181,777.33</b>	<b>253</b>	<b>129,058.04</b>	<b>177</b>	<b>667,184.80</b>	<b>1,471,820.79</b>	<b>348</b>
Commercial	50	79,522.15	35	31,754.23	17	13,505.12	8	23,983.69	148,765.19	27
Government	2	4,254.70	2	4,866.70	2	4,254.70	2	12,658.72	26,034.82	2
Residential	621	410,023.76	344	145,156.40	234	111,298.22	167	630,542.38	1,297,020.77	319
<b>133B</b>	<b>3,051</b>	<b>2,623,824.48</b>	<b>1,864</b>	<b>1,024,337.46</b>	<b>1,483</b>	<b>769,072.81</b>	<b>1,039</b>	<b>3,914,193.69</b>	<b>8,331,428.44</b>	<b>1,795</b>
Commercial	190	816,542.88	107	149,865.70	54	104,982.72	28	445,112.45	1,516,503.75	90
Government	6	51,113.30	6	29,486.14	4	5,627.10	4	56,740.83	142,967.37	6
Residential	2,855	1,756,168.30	1,751	844,985.62	1,425	658,462.99	1,007	3,412,340.41	6,671,957.32	1,699
<b>134A</b>	<b>83</b>	<b>61,099.93</b>	<b>70</b>	<b>42,990.94</b>	<b>51</b>	<b>44,815.10</b>	<b>43</b>	<b>211,056.20</b>	<b>359,962.16</b>	<b>70</b>
Commercial	11	10,145.72	9	9,438.65	8	7,557.85	5	24,357.51	51,499.73	9
Residential	72	50,954.20	61	33,552.29	43	37,257.25	38	186,698.68	308,462.43	61
<b>134B</b>	<b>38</b>	<b>15,298.16</b>	<b>32</b>	<b>11,871.90</b>	<b>20</b>	<b>11,267.86</b>	<b>18</b>	<b>90,434.31</b>	<b>128,872.23</b>	<b>32</b>
Residential	38	15,298.16	32	11,871.90	20	11,267.86	18	90,434.31	128,872.23	32
<b>14</b>	<b>5,679</b>	<b>3,292,617.75</b>	<b>4,783</b>	<b>2,463,617.75</b>	<b>3,255</b>	<b>1,972,221.35</b>	<b>2,521</b>	<b>9,707,135.76</b>	<b>17,435,592.61</b>	<b>4,787</b>
<b>141A</b>	<b>331</b>	<b>166,395.83</b>	<b>270</b>	<b>112,634.66</b>	<b>177</b>	<b>80,106.44</b>	<b>131</b>	<b>419,818.92</b>	<b>778,955.85</b>	<b>270</b>
Commercial	1	436.80	1	436.80	1	436.80	1	86.41	1,396.81	1
Residential	330	165,959.03	269	112,197.86	176	79,669.64	130	419,732.51	777,559.04	269

page 94 of

## Cagayan de Oro City Water District

Status

Active

Row Labels	00-30 Days: Count	00-30 Days: Sum	31-60 Days: Count	31-60 Days: Sum	61-90 Days: Count	61-90 Days: Sum	Over 90 Days: Count	Over 90 Days: Sum	Sum of Subtotal	Deling. Count
<b>141B</b>	<b>603</b>	<b>346,159.39</b>	<b>496</b>	<b>237,949.41</b>	<b>312</b>	<b>158,147.13</b>	<b>232</b>	<b>960,732.07</b>	<b>1,702,988.00</b>	<b>493</b>
Commercial	19	15,955.43	12	4,772.31	6	2,478.19	5	15,355.26	38,561.19	12
Residential	584	330,203.96	484	233,177.10	306	155,668.94	227	945,376.80	1,664,426.81	481
<b>142A</b>	<b>121</b>	<b>86,289.78</b>	<b>100</b>	<b>39,326.75</b>	<b>53</b>	<b>26,572.44</b>	<b>38</b>	<b>195,761.77</b>	<b>347,950.74</b>	<b>96</b>
Commercial	18	25,830.97	13	7,202.21	4	2,694.60	2	15,747.54	51,475.33	13
Residential	103	60,458.81	87	32,124.54	49	23,877.84	36	180,014.22	296,475.42	83
<b>142B</b>	<b>2,564</b>	<b>1,337,327.01</b>	<b>2,156</b>	<b>1,049,086.57</b>	<b>1,520</b>	<b>803,092.72</b>	<b>1,196</b>	<b>3,865,607.88</b>	<b>7,055,114.19</b>	<b>2,160</b>
Commercial	31	73,687.64	25	43,175.20	15	21,895.24	10	67,977.83	206,735.91	25
Government	10	37,868.58	4	7,813.47	2	3,021.80	2	60,019.86	108,723.71	4
Residential	2,523	1,225,770.79	2,127	998,097.90	1,503	778,175.68	1,184	3,737,610.19	6,739,654.56	2,131
<b>143A</b>	<b>171</b>	<b>176,108.34</b>	<b>129</b>	<b>124,293.73</b>	<b>76</b>	<b>87,886.39</b>	<b>54</b>	<b>462,917.86</b>	<b>851,206.32</b>	<b>129</b>
Commercial	33	44,604.92	20	23,809.27	13	17,753.78	10	215,623.42	301,791.39	20
Government	1	39,823.70	1	43,063.70	1	34,135.70	1	53,082.97	170,106.07	1
Residential	137	91,679.72	108	57,420.75	62	35,996.91	43	194,211.48	379,308.86	108
<b>143B</b>	<b>305</b>	<b>234,076.92</b>	<b>249</b>	<b>184,233.14</b>	<b>170</b>	<b>125,097.65</b>	<b>122</b>	<b>634,648.79</b>	<b>1,178,056.50</b>	<b>249</b>
Commercial	7	37,473.80	6	30,543.84	5	12,647.47	4	143,455.85	224,120.96	6
Residential	298	196,603.12	243	153,689.30	165	112,450.18	118	491,192.94	953,935.54	243
<b>144A</b>	<b>367</b>	<b>237,552.05</b>	<b>306</b>	<b>187,945.89</b>	<b>210</b>	<b>149,144.79</b>	<b>166</b>	<b>799,562.00</b>	<b>1,374,204.72</b>	<b>306</b>
Commercial	8	8,005.64	5	8,526.70	5	11,691.74	4	160,320.81	188,544.88	5
Government	1	2,582.90	1	3,311.05	0	0.00	0	0.00	5,893.95	1
Residential	358	226,963.51	300	176,108.14	205	137,453.05	162	639,241.18	1,179,765.89	300
<b>144B</b>	<b>1,217</b>	<b>708,708.43</b>	<b>1,077</b>	<b>528,147.61</b>	<b>737</b>	<b>542,173.77</b>	<b>582</b>	<b>2,368,086.48</b>	<b>4,147,116.30</b>	<b>1,084</b>
Commercial	8	39,839.80	8	37,615.23	6	38,565.03	5	141,034.19	257,054.25	8
Government	1	462.80	1	340.60	1	79.42	0	0.00	882.82	1
Residential	1,208	668,405.83	1,068	490,191.78	730	503,529.32	577	2,227,052.29	3,889,179.23	1,075
<b>15</b>	<b>4,193</b>	<b>3,451,815.33</b>	<b>2,762</b>	<b>2,333,201.98</b>	<b>2,353</b>	<b>1,929,109.11</b>	<b>1,872</b>	<b>11,558,281.11</b>	<b>19,272,407.53</b>	<b>2,730</b>
<b>151A</b>	<b>236</b>	<b>132,846.09</b>	<b>147</b>	<b>92,561.78</b>	<b>126</b>	<b>84,218.39</b>	<b>100</b>	<b>913,285.56</b>	<b>1,222,911.82</b>	<b>143</b>
Commercial	31	20,675.57	13	11,901.40	11	13,246.18	9	435,291.36	481,114.51	11
Residential	205	112,170.52	134	80,660.38	115	70,972.22	91	477,994.19	741,797.30	132
<b>151B</b>	<b>3,061</b>	<b>2,624,548.31</b>	<b>2,089</b>	<b>1,845,529.82</b>	<b>1,792</b>	<b>1,453,990.63</b>	<b>1,435</b>	<b>8,246,611.81</b>	<b>14,170,680.56</b>	<b>2,074</b>
Commercial	101	434,434.25	70	264,056.25	54	177,027.40	44	985,035.96	1,860,553.86	68

page 95 of

## Cagayan de Oro City Water District

Status Active

Row Labels	00-30 Days: Count	00-30 Days: Sum	31-60 Days: Count	31-60 Days: Sum	61-90 Days: Count	61-90 Days: Sum	Over 90 Days: Count	Over 90 Days: Sum	Sum of Subtotal	Delinq. Count
Government	14	61,509.52	7	57,126.36	6	55,491.69	5	88,213.75	262,341.32	7
Residential	2,946	2,128,604.54	2,012	1,524,347.20	1,732	1,221,471.54	1,386	7,173,362.10	12,047,785.39	1,999
<b>152A</b>	<b>70</b>	<b>47,963.78</b>	<b>49</b>	<b>39,130.08</b>	<b>42</b>	<b>46,188.17</b>	<b>34</b>	<b>237,595.33</b>	<b>370,877.36</b>	<b>49</b>
Commercial	10	8,871.40	4	7,302.30	4	15,317.30	4	157,353.48	188,844.48	4
Government	0	0.00	0	0.00	0	0.00	0	0.00	0.00	0
Residential	60	39,092.39	45	31,827.78	38	30,870.87	30	80,241.85	182,032.88	45
<b>152B</b>	<b>100</b>	<b>80,802.30</b>	<b>64</b>	<b>62,994.52</b>	<b>55</b>	<b>72,805.35</b>	<b>45</b>	<b>417,880.04</b>	<b>634,482.21</b>	<b>64</b>
Commercial	11	26,543.10	9	26,430.63	7	26,743.10	7	197,056.02	276,772.85	9
Government	1	0.00	0	0.00	0	0.00	0	0.00	0.00	0
Residential	88	54,259.19	55	36,563.90	48	46,062.25	38	220,824.02	357,709.36	55
<b>153A</b>	<b>90</b>	<b>59,931.00</b>	<b>54</b>	<b>32,084.30</b>	<b>45</b>	<b>32,081.68</b>	<b>35</b>	<b>156,868.28</b>	<b>280,965.27</b>	<b>54</b>
Commercial	18	14,835.79	7	6,702.68	4	4,388.20	5	44,883.70	70,810.37	7
Residential	72	45,095.21	47	25,381.62	41	27,693.48	30	111,984.58	210,154.90	47
<b>153B</b>	<b>177</b>	<b>153,925.35</b>	<b>102</b>	<b>81,160.12</b>	<b>87</b>	<b>76,309.38</b>	<b>68</b>	<b>498,683.00</b>	<b>810,077.85</b>	<b>100</b>
Commercial	27	31,622.46	8	7,731.45	4	8,580.08	3	191,087.78	239,021.77	8
Residential	150	122,302.89	94	73,428.67	83	67,729.29	65	307,595.22	571,056.08	92
<b>154A</b>	<b>153</b>	<b>154,918.99</b>	<b>80</b>	<b>57,658.40</b>	<b>54</b>	<b>53,329.05</b>	<b>41</b>	<b>402,551.51</b>	<b>668,457.95</b>	<b>72</b>
Commercial	92	110,821.53	48	37,673.50	30	39,227.01	27	335,361.04	523,083.09	42
Residential	61	44,097.46	32	19,984.90	24	14,102.04	14	67,190.47	145,374.87	30
<b>154B</b>	<b>306</b>	<b>196,879.51</b>	<b>177</b>	<b>122,082.95</b>	<b>152</b>	<b>110,186.47</b>	<b>114</b>	<b>684,805.58</b>	<b>1,113,954.51</b>	<b>174</b>
Commercial	23	28,960.51	14	17,798.30	10	13,363.16	9	107,304.93	167,426.89	15
Government	1	309.34	0	0.00	0	0.00	0	0.00	309.34	0
Residential	282	167,609.65	163	104,284.66	142	96,823.31	105	577,500.65	946,218.27	159
<b>16</b>	<b>1,649</b>	<b>1,687,050.73</b>	<b>834</b>	<b>568,542.94</b>	<b>586</b>	<b>471,682.53</b>	<b>424</b>	<b>2,776,995.58</b>	<b>5,504,271.78</b>	<b>772</b>
<b>161A</b>	<b>90</b>	<b>66,902.73</b>	<b>57</b>	<b>44,325.66</b>	<b>52</b>	<b>40,309.35</b>	<b>40</b>	<b>380,579.97</b>	<b>532,117.71</b>	<b>56</b>
Commercial	23	29,187.87	12	18,403.80	11	17,958.74	9	221,774.36	287,324.77	11
Residential	67	37,714.86	45	25,921.86	41	22,350.61	31	158,805.61	244,792.94	45
<b>161B</b>	<b>172</b>	<b>125,882.66</b>	<b>96</b>	<b>62,850.04</b>	<b>67</b>	<b>54,309.27</b>	<b>53</b>	<b>236,381.47</b>	<b>479,423.43</b>	<b>83</b>
Commercial	61	54,922.59	33	22,724.34	19	21,300.49	14	112,535.18	211,482.60	23
Government	3	3,017.86	1	1,493.96	0	0.00	0	0.00	4,511.82	1
Residential	108	67,942.21	62	38,631.74	48	33,008.78	39	123,846.29	263,429.02	59

page 16 of

Cagayan de Oro City Water District

Status Active

Row Labels	00-30 Days: Count	00-30 Days: Sum	31-60 Days: Count	31-60 Days: Sum	61-90 Days: Count	61-90 Days: Sum	Over 90 Days: Count	Over 90 Days: Sum	Sum of Subtotal	Deling. Count
<b>162A</b>	<b>176</b>	<b>146,842.15</b>	<b>89</b>	<b>63,817.06</b>	<b>69</b>	<b>53,109.95</b>	<b>49</b>	<b>304,832.22</b>	<b>568,601.36</b>	<b>85</b>
Commercial	25	41,996.71	13	20,297.90	9	12,289.82	4	73,777.45	148,361.88	11
Government	1	11,042.90	1	0.00	0	0.00	0	0.00	11,042.90	1
Residential	150	93,802.54	75	43,519.15	60	40,820.12	45	231,054.77	409,196.58	73
<b>162B</b>	<b>158</b>	<b>177,263.26</b>	<b>80</b>	<b>51,341.30</b>	<b>45</b>	<b>35,900.80</b>	<b>29</b>	<b>180,166.94</b>	<b>444,672.30</b>	<b>75</b>
Commercial	40	95,234.33	21	26,055.88	10	20,541.33	6	76,769.22	218,600.77	19
Residential	118	82,028.93	59	25,285.42	35	15,359.46	23	103,397.72	226,071.53	56
<b>163A</b>	<b>354</b>	<b>307,087.98</b>	<b>166</b>	<b>73,066.39</b>	<b>106</b>	<b>53,890.27</b>	<b>72</b>	<b>283,070.76</b>	<b>717,115.41</b>	<b>156</b>
Commercial	49	113,504.80	26	8,845.69	12	6,453.53	10	29,113.78	157,917.79	24
Residential	305	193,583.18	140	64,220.70	94	47,436.74	62	253,956.98	559,197.61	132
<b>163B</b>	<b>332</b>	<b>560,088.99</b>	<b>146</b>	<b>97,915.50</b>	<b>91</b>	<b>96,954.74</b>	<b>69</b>	<b>463,522.86</b>	<b>1,218,482.09</b>	<b>131</b>
Commercial	105	389,666.52	55	52,143.77	26	59,944.15	21	233,773.83	735,528.26	46
Government	2	437.06	1	619.45	1	218.40	1	37,624.79	38,899.70	1
Residential	225	169,985.41	90	45,152.28	64	36,792.20	47	192,124.24	444,054.13	84
<b>164A</b>	<b>204</b>	<b>184,227.16</b>	<b>113</b>	<b>110,578.73</b>	<b>88</b>	<b>75,822.94</b>	<b>61</b>	<b>663,874.96</b>	<b>1,034,503.79</b>	<b>104</b>
Commercial	45	66,924.50	23	42,639.98	17	32,657.90	14	337,122.82	479,345.19	21
Government	4	14,909.37	3	11,906.90	1	1,389.56	0	0.00	28,205.83	3
Residential	155	102,393.29	87	56,031.85	70	41,775.48	47	326,752.14	526,952.76	80
<b>164B</b>	<b>163</b>	<b>118,755.80</b>	<b>87</b>	<b>64,648.27</b>	<b>68</b>	<b>61,385.21</b>	<b>51</b>	<b>264,566.40</b>	<b>509,355.69</b>	<b>82</b>
Commercial	23	45,972.83	13	29,417.39	6	26,702.41	4	146,118.50	248,211.13	11
Residential	140	72,782.97	74	35,230.88	62	34,682.80	47	118,447.90	261,144.56	71
<b>17</b>	<b>3,490</b>	<b>2,591,123.63</b>	<b>2,014</b>	<b>1,242,207.15</b>	<b>1,654</b>	<b>934,070.37</b>	<b>1,225</b>	<b>4,770,430.91</b>	<b>9,537,832.06</b>	<b>1,942</b>
<b>171A</b>	<b>484</b>	<b>532,495.46</b>	<b>274</b>	<b>181,071.07</b>	<b>204</b>	<b>166,832.30</b>	<b>163</b>	<b>705,186.42</b>	<b>1,585,585.25</b>	<b>259</b>
Commercial	48	237,590.70	25	35,746.50	10	31,840.59	7	97,672.70	402,850.50	18
Residential	436	294,904.76	249	145,324.57	194	134,991.71	156	607,513.72	1,182,734.75	241
<b>171B</b>	<b>287</b>	<b>200,848.07</b>	<b>149</b>	<b>83,368.47</b>	<b>117</b>	<b>69,669.02</b>	<b>87</b>	<b>402,130.45</b>	<b>756,016.01</b>	<b>140</b>
Commercial	10	16,247.31	8	7,651.73	5	5,887.77	4	46,338.02	76,124.84	8
Residential	277	184,600.76	141	75,716.74	112	63,781.25	83	355,792.43	679,891.17	132
<b>172A</b>	<b>341</b>	<b>211,608.24</b>	<b>203</b>	<b>128,894.80</b>	<b>179</b>	<b>83,635.00</b>	<b>126</b>	<b>380,506.68</b>	<b>804,644.72</b>	<b>199</b>
Commercial	6	19,289.41	3	8,400.94	2	4,547.18	1	2,499.66	34,737.19	3
Government	1	218.40	1	218.40	1	218.40	1	1,518.11	2,173.31	1

page 47 of

Cagayan de Oro City Water District

Status Active

Row Labels	00-30 Days: Count	00-30 Days: Sum	31-60 Days: Count	31-60 Days: Sum	61-90 Days: Count	61-90 Days: Sum	Over 90 Days: Count	Over 90 Days: Sum	Sum of Subtotal	Deling. Count
Residential	334	192,100.43	199	120,275.46	176	78,869.42	124	376,488.91	767,734.22	195
<b>172B</b>	<b>716</b>	<b>430,824.73</b>	<b>478</b>	<b>272,746.29</b>	<b>424</b>	<b>204,175.79</b>	<b>309</b>	<b>971,358.28</b>	<b>1,879,105.09</b>	<b>476</b>
Commercial	9	80,674.00	8	32,500.21	5	29,862.72	4	22,541.73	165,578.65	7
Government	2	1,161.75	2	2.05	0	0.00	0	0.00	1,163.80	2
Residential	705	348,988.99	468	240,244.04	419	174,313.07	305	948,816.55	1,712,362.64	467
<b>173A</b>	<b>462</b>	<b>342,165.94</b>	<b>236</b>	<b>144,329.61</b>	<b>185</b>	<b>115,508.39</b>	<b>152</b>	<b>541,031.56</b>	<b>1,143,035.50</b>	<b>221</b>
Commercial	15	39,981.86	10	11,467.95	7	11,747.80	7	76,250.59	139,448.20	10
Government	5	18,803.12	4	7,694.35	0	0.00	0	0.00	26,497.47	4
Residential	442	283,380.96	222	125,167.31	178	103,760.59	145	464,780.96	977,089.82	207
<b>173B</b>	<b>416</b>	<b>324,524.69</b>	<b>233</b>	<b>148,731.41</b>	<b>196</b>	<b>111,490.58</b>	<b>144</b>	<b>605,182.20</b>	<b>1,189,928.89</b>	<b>224</b>
Commercial	18	100,116.91	9	13,482.78	4	7,083.75	2	47,118.16	167,801.60	9
Government	1	7.91	0	0.00	0	0.00	0	0.00	7.91	0
Residential	397	224,399.88	224	135,248.63	192	104,406.83	142	558,064.04	1,022,119.38	215
<b>174A</b>	<b>310</b>	<b>212,999.44</b>	<b>161</b>	<b>102,623.12</b>	<b>125</b>	<b>63,412.16</b>	<b>88</b>	<b>531,630.08</b>	<b>910,664.81</b>	<b>153</b>
Commercial	45	71,948.39	22	27,307.94	15	15,491.89	8	132,323.46	247,071.67	19
Residential	265	141,051.06	139	75,315.19	110	47,920.27	80	399,306.62	663,593.14	134
<b>174B</b>	<b>474</b>	<b>335,657.04</b>	<b>280</b>	<b>180,442.37</b>	<b>224</b>	<b>119,347.14</b>	<b>156</b>	<b>633,405.25</b>	<b>1,268,851.79</b>	<b>270</b>
Commercial	12	27,252.19	1	0.00	0	0.00	0	0.00	27,252.19	0
Government	1	218.40	1	21.84	0	0.00	0	0.00	240.24	1
Residential	461	308,186.45	278	180,420.53	224	119,347.14	156	633,405.25	1,241,359.37	269
<b>18</b>	<b>5,496</b>	<b>3,543,950.26</b>	<b>3,067</b>	<b>1,713,181.73</b>	<b>2,519</b>	<b>1,278,646.90</b>	<b>1,856</b>	<b>7,217,460.68</b>	<b>13,753,239.57</b>	<b>2,962</b>
<b>181A</b>	<b>310</b>	<b>182,489.27</b>	<b>187</b>	<b>106,214.14</b>	<b>163</b>	<b>85,922.49</b>	<b>122</b>	<b>370,258.09</b>	<b>744,883.99</b>	<b>183</b>
Commercial	2	3,370.43	1	436.80	1	436.80	1	1,048.32	5,292.34	1
Government	0	0.00	0	0.00	0	0.00	0	0.00	0.00	0
Residential	308	179,118.85	186	105,777.34	162	85,485.69	121	369,209.78	739,591.65	182
<b>181B</b>	<b>698</b>	<b>396,727.50</b>	<b>433</b>	<b>211,483.73</b>	<b>363</b>	<b>189,557.30</b>	<b>299</b>	<b>907,709.77</b>	<b>1,705,478.30</b>	<b>423</b>
Commercial	5	28,350.89	3	4,908.00	3	6,027.30	3	23,881.83	63,168.02	3
Government	8	10,775.29	7	10,820.95	7	10,734.25	7	20,659.00	52,989.49	7
Residential	685	357,601.32	423	195,754.78	353	172,795.75	289	863,168.93	1,589,320.78	413
<b>182A</b>	<b>755</b>	<b>652,500.50</b>	<b>409</b>	<b>262,449.50</b>	<b>330</b>	<b>200,682.33</b>	<b>232</b>	<b>1,269,585.90</b>	<b>2,385,218.24</b>	<b>388</b>
Commercial	31	139,173.25	18	44,413.56	13	34,313.43	8	311,768.25	529,668.49	15

page 98 of



Status	Active									
	00-30 Days: Count	00-30 Days: Sum	31-60 Days: Count	31-60 Days: Sum	61-90 Days: Count	61-90 Days: Sum	Over 90 Days: Count	Over 90 Days: Sum	Sum of Subtotal	Deling. Count
Residential	724	513,327.25	391	218,035.94	317	166,368.89	224	957,817.66	1,855,549.74	373
<b>182B</b>	<b>1,863</b>	<b>1,159,594.18</b>	<b>973</b>	<b>552,528.15</b>	<b>766</b>	<b>361,930.77</b>	<b>544</b>	<b>2,317,563.49</b>	<b>4,391,616.58</b>	<b>938</b>
Commercial	52	116,298.58	30	71,984.91	22	49,244.10	18	526,827.22	764,354.81	28
Government	3	15,791.00	2	2.11	0	0.00	0	0.00	15,793.11	2
Residential	1,808	1,027,504.60	941	480,541.13	744	312,686.66	526	1,790,736.27	3,611,468.66	908
<b>183A</b>	<b>1,050</b>	<b>667,431.79</b>	<b>586</b>	<b>311,873.99</b>	<b>490</b>	<b>229,012.76</b>	<b>356</b>	<b>1,278,832.15</b>	<b>2,487,150.69</b>	<b>566</b>
Commercial	30	107,434.91	19	28,250.32	10	9,481.67	5	18,905.98	164,072.88	16
Government	2	327.85	1	279.50	1	248.95	1	2,266.78	3,123.08	1
Residential	1,018	559,669.03	566	283,344.17	479	219,282.13	350	1,257,659.39	2,319,954.73	549
<b>183B</b>	<b>390</b>	<b>226,815.68</b>	<b>235</b>	<b>134,556.96</b>	<b>204</b>	<b>106,435.66</b>	<b>160</b>	<b>509,348.87</b>	<b>977,157.18</b>	<b>227</b>
Commercial	13	29,218.17	8	19,571.00	8	17,136.68	4	12,986.88	78,912.74	8
Government	1	2,240.39	0	0.00	0	0.00	0	0.00	2,240.39	0
Residential	376	195,357.11	227	114,985.96	196	89,298.98	156	496,361.99	896,004.04	219
<b>184A</b>	<b>221</b>	<b>115,997.23</b>	<b>143</b>	<b>63,237.12</b>	<b>112</b>	<b>49,030.65</b>	<b>78</b>	<b>313,445.21</b>	<b>541,710.21</b>	<b>137</b>
Commercial	9	11,201.91	6	7,278.00	6	5,519.59	5	41,891.71	65,891.20	6
Residential	212	104,795.32	137	55,959.12	106	43,511.06	73	271,553.51	475,819.01	131
<b>184B</b>	<b>209</b>	<b>142,394.11</b>	<b>101</b>	<b>70,838.14</b>	<b>91</b>	<b>56,074.96</b>	<b>65</b>	<b>250,717.19</b>	<b>520,024.39</b>	<b>100</b>
Commercial	11	11,660.45	8	7,705.71	6	7,587.31	4	44,235.25	71,188.72	7
Residential	198	130,733.65	93	63,132.43	85	48,487.65	61	206,481.94	448,835.67	93
<b>19</b>	<b>3,456</b>	<b>2,513,268.12</b>	<b>2,171</b>	<b>1,554,617.10</b>	<b>1,647</b>	<b>1,097,354.79</b>	<b>1,171</b>	<b>5,749,832.07</b>	<b>10,915,072.09</b>	<b>2,129</b>
<b>191A</b>	<b>749</b>	<b>543,871.17</b>	<b>400</b>	<b>285,320.40</b>	<b>324</b>	<b>171,180.27</b>	<b>223</b>	<b>857,260.84</b>	<b>1,857,632.68</b>	<b>390</b>
Commercial	4	10,470.47	2	9,827.60	2	4,623.98	1	53,276.56	78,198.62	2
Government	5	55,866.53	3	61,437.10	3	15,325.25	0	0.00	132,628.88	3
Residential	740	477,534.17	395	214,055.70	319	151,231.04	222	803,984.28	1,646,805.18	385
<b>191B</b>	<b>325</b>	<b>185,338.62</b>	<b>182</b>	<b>88,944.78</b>	<b>154</b>	<b>74,847.90</b>	<b>103</b>	<b>373,851.65</b>	<b>722,982.95</b>	<b>180</b>
Commercial	5	14,659.25	1	986.70	1	1,493.70	1	12,270.17	29,409.82	1
Government	0	0.00	0	0.00	0	0.00	0	0.00	0.00	0
Residential	320	170,679.37	181	87,958.08	153	73,354.20	102	361,581.48	693,573.13	179
<b>192A</b>	<b>419</b>	<b>379,329.60</b>	<b>227</b>	<b>150,728.97</b>	<b>175</b>	<b>119,693.31</b>	<b>129</b>	<b>709,501.72</b>	<b>1,359,253.61</b>	<b>217</b>
Commercial	15	89,395.80	9	24,277.36	5	12,968.80	6	15,917.87	142,559.82	7
Government	1	1,145.25	1	7.39	0	0.00	0	0.00	1,152.64	1

page 11 of

Status

Active

Row Labels	00-30 Days:	00-30 Days:	31-60 Days:	31-60 Days:	61-90 Days:	61-90 Days:	Over 90 Days:	Over 90 Days:	Sum of Subtotal	Deling. Count
	Count	Sum	Count	Sum	Count	Sum	Count	Sum		
Residential	403	288,788.55	217	126,444.23	170	106,724.51	123	693,583.86	1,215,541.15	209
<b>192B</b>	<b>460</b>	<b>311,166.90</b>	<b>247</b>	<b>129,131.66</b>	<b>183</b>	<b>94,328.72</b>	<b>123</b>	<b>599,277.98</b>	<b>1,133,905.25</b>	<b>228</b>
Commercial	29	41,310.58	17	20,247.45	14	19,173.91	11	179,936.63	260,668.56	15
Government	1	4,899.35	1	3,927.35	1	3,675.35	1	392.73	12,894.78	1
Residential	430	264,956.97	229	104,956.86	168	71,479.46	111	418,948.62	860,341.91	212
<b>193A</b>	<b>292</b>	<b>149,637.53</b>	<b>253</b>	<b>121,236.69</b>	<b>152</b>	<b>88,458.11</b>	<b>115</b>	<b>352,952.20</b>	<b>712,284.53</b>	<b>254</b>
Commercial	19	17,574.87	13	19,876.26	11	18,032.73	9	50,951.44	106,435.30	13
Government	0	0.00	0	0.00	0	0.00	0	0.00	0.00	0
Residential	273	132,062.67	240	101,360.43	141	70,425.38	106	302,000.76	605,849.23	241
<b>193B</b>	<b>372</b>	<b>194,173.58</b>	<b>333</b>	<b>143,749.59</b>	<b>203</b>	<b>98,142.64</b>	<b>134</b>	<b>347,936.37</b>	<b>784,002.17</b>	<b>334</b>
Commercial	22	23,554.79	17	16,294.88	10	13,825.78	5	83,140.36	136,815.80	17
Government	2	5,156.27	1	1,658.36	0	0.00	0	0.00	6,814.63	1
Residential	348	165,462.52	315	125,796.35	193	84,316.86	129	264,796.01	640,371.74	316
<b>194A</b>	<b>782</b>	<b>530,090.43</b>	<b>485</b>	<b>408,815.52</b>	<b>428</b>	<b>297,761.54</b>	<b>320</b>	<b>1,316,107.36</b>	<b>2,552,774.85</b>	<b>482</b>
Commercial	84	110,019.94	50	76,207.81	41	53,408.99	29	417,604.31	657,241.06	48
Government	3	1,781.23	2	1,688.40	2	1,415.45	2	2,180.30	7,065.37	2
Residential	695	418,289.26	433	330,919.31	385	242,937.10	289	896,322.75	1,888,468.42	432
<b>194B</b>	<b>57</b>	<b>219,660.28</b>	<b>44</b>	<b>226,689.50</b>	<b>28</b>	<b>152,942.32</b>	<b>24</b>	<b>1,192,943.95</b>	<b>1,792,236.05</b>	<b>44</b>
Commercial	0	0.00	0	0.00	0	0.00	0	0.00	0.00	0
Government	57	219,660.28	44	226,689.50	28	152,942.32	24	1,192,943.95	1,792,236.05	44
Residential	0	0.00	0	0.00	0	0.00	0	0.00	0.00	0
<b>20</b>	<b>12,667</b>	<b>10,609,913.68</b>	<b>7,052</b>	<b>4,634,411.74</b>	<b>5,582</b>	<b>3,496,978.84</b>	<b>3,849</b>	<b>17,789,420.90</b>	<b>36,530,725.16</b>	<b>6,765</b>
<b>201A</b>	<b>548</b>	<b>426,813.50</b>	<b>263</b>	<b>205,800.40</b>	<b>184</b>	<b>135,162.47</b>	<b>121</b>	<b>588,626.21</b>	<b>1,356,402.58</b>	<b>245</b>
Commercial	32	99,521.59	21	71,014.76	11	50,232.94	5	105,508.66	326,277.94	17
Residential	516	327,291.91	242	134,785.64	173	84,929.53	116	483,117.55	1,030,124.64	228
<b>201B</b>	<b>1,082</b>	<b>991,838.15</b>	<b>534</b>	<b>373,639.54</b>	<b>383</b>	<b>294,547.08</b>	<b>248</b>	<b>1,380,622.03</b>	<b>3,040,646.80</b>	<b>511</b>
Commercial	42	138,236.13	25	49,591.50	13	49,671.18	11	298,743.62	536,242.42	21
Government	6	29,524.05	5	25,634.57	3	26,074.50	3	12,543.47	93,776.59	5
Residential	1,034	824,077.97	504	298,413.47	367	218,801.40	234	1,069,334.95	2,410,627.79	485
<b>202A</b>	<b>1,558</b>	<b>1,597,049.82</b>	<b>796</b>	<b>583,514.32</b>	<b>628</b>	<b>449,123.93</b>	<b>453</b>	<b>2,442,417.96</b>	<b>5,072,106.03</b>	<b>760</b>
Commercial	174	648,204.88	94	128,130.72	54	105,048.32	31	657,415.49	1,538,799.41	83

page 100 of

Status	Active									
	00-30 Days: Count	00-30 Days: Sum	31-60 Days: Count	31-60 Days: Sum	61-90 Days: Count	61-90 Days: Sum	Over 90 Days: Count	Over 90 Days: Sum	Sum of Subtotal	Delinq. Count
Government	2	17,139.30	2	16,126.60	2	3,787.62	0	0.00	37,053.52	2
Residential	1,382	931,705.64	700	439,257.00	572	340,287.99	422	1,785,002.46	3,496,253.09	675
<b>202B</b>	<b>1,245</b>	<b>961,867.04</b>	<b>689</b>	<b>453,861.56</b>	<b>546</b>	<b>352,160.06</b>	<b>407</b>	<b>2,265,132.68</b>	<b>4,033,021.34</b>	<b>663</b>
Commercial	52	119,445.71	32	50,515.69	19	35,172.01	10	333,540.53	538,673.94	25
Government	2	9,953.80	2	9,773.80	2	9,845.80	2	139,436.31	169,009.71	2
Residential	1,191	832,467.52	655	393,572.07	525	307,142.26	395	1,792,155.85	3,325,337.70	636
<b>203A</b>	<b>5,741</b>	<b>4,959,495.48</b>	<b>3,342</b>	<b>2,075,434.16</b>	<b>2,617</b>	<b>1,618,280.67</b>	<b>1,863</b>	<b>8,913,171.06</b>	<b>17,566,381.37</b>	<b>3,179</b>
Commercial	375	1,305,163.22	222	448,085.49	133	256,452.43	90	1,181,664.95	3,191,366.09	192
Government	21	92,127.75	8	45,768.31	6	35,454.15	6	66,391.92	239,742.13	8
Residential	5,342	3,561,294.01	3,109	1,580,858.54	2,476	1,325,929.57	1,766	7,645,213.33	14,113,295.44	2,976
Special Rate - Resid	3	910.50	3	721.83	2	444.52	1	19,900.87	21,977.71	3
<b>203B</b>	<b>453</b>	<b>305,411.51</b>	<b>300</b>	<b>222,501.32</b>	<b>261</b>	<b>138,699.74</b>	<b>171</b>	<b>505,800.65</b>	<b>1,172,413.22</b>	<b>300</b>
Commercial	16	28,783.99	12	25,295.95	10	11,679.94	4	15,909.64	81,669.52	12
Residential	437	276,627.52	288	197,205.37	251	127,019.80	167	489,891.01	1,090,743.70	288
<b>204A</b>	<b>183</b>	<b>150,205.74</b>	<b>107</b>	<b>112,581.37</b>	<b>91</b>	<b>83,508.58</b>	<b>70</b>	<b>255,706.51</b>	<b>602,002.20</b>	<b>107</b>
Commercial	31	74,542.77	21	70,186.10	21	54,992.76	16	112,077.35	311,798.98	21
Government	1	269.41	0	0.00	0	0.00	0	0.00	269.41	0
Residential	151	75,393.56	86	42,395.27	70	28,515.82	54	143,629.16	289,933.80	86
<b>204B</b>	<b>1,857</b>	<b>1,217,232.44</b>	<b>1,021</b>	<b>607,079.07</b>	<b>872</b>	<b>425,496.32</b>	<b>516</b>	<b>1,437,943.79</b>	<b>3,687,751.62</b>	<b>1,000</b>
Commercial	36	121,658.61	24	59,190.82	22	55,851.40	17	170,403.63	407,104.46	23
Government	2	16,457.55	0	0.00	0	0.00	0	0.00	16,457.55	0
Residential	1,819	1,079,116.28	997	547,888.25	850	369,644.91	499	1,267,540.17	3,264,189.61	977
<b>21</b>	<b>6,124</b>	<b>4,529,086.40</b>	<b>3,110</b>	<b>1,961,706.12</b>	<b>2,584</b>	<b>1,151,967.44</b>	<b>1,537</b>	<b>4,117,107.77</b>	<b>11,759,867.74</b>	<b>3,029</b>
<b>211A</b>	<b>523</b>	<b>402,351.83</b>	<b>281</b>	<b>212,782.72</b>	<b>241</b>	<b>151,660.00</b>	<b>159</b>	<b>542,582.88</b>	<b>1,309,377.42</b>	<b>275</b>
Commercial	27	104,895.11	17	46,983.66	11	36,921.75	10	133,859.21	322,659.73	14
Government	1	3,518.90	1	2,402.90	1	2,870.90	1	50,920.54	59,713.24	1
Residential	495	293,937.82	263	163,396.16	229	111,867.36	148	357,803.12	927,004.45	260
<b>212A</b>	<b>549</b>	<b>328,161.94</b>	<b>272</b>	<b>185,508.29</b>	<b>236</b>	<b>108,061.31</b>	<b>142</b>	<b>412,504.68</b>	<b>1,034,236.23</b>	<b>272</b>
Commercial	17	55,760.60	9	32,056.66	8	25,573.20	8	139,394.86	252,785.32	9
Government	0	0.00	0	0.00	0	0.00	0	0.00	0.00	0
Residential	532	272,401.34	263	153,451.63	228	82,488.11	134	273,109.82	781,450.91	263

page 101 of

Cagayan de Oro City Water District

Status

Active

Row Labels	00-30 Days: Count	00-30 Days: Sum	31-60 Days: Count	31-60 Days: Sum	61-90 Days: Count	61-90 Days: Sum	Over 90 Days: Count	Over 90 Days: Sum	Sum of Subtotal	Deling. Count
<b>212B</b>	<b>607</b>	<b>317,880.84</b>	<b>318</b>	<b>138,380.80</b>	<b>251</b>	<b>88,225.30</b>	<b>139</b>	<b>326,300.92</b>	<b>870,787.85</b>	<b>307</b>
Commercial	2	1,423.50	2	995.80	2	480.48	1	3,244.54	6,144.32	2
Residential	605	316,457.34	316	137,385.00	249	87,744.82	138	323,056.38	864,643.54	305
<b>213A</b>	<b>370</b>	<b>255,668.55</b>	<b>196</b>	<b>107,038.26</b>	<b>172</b>	<b>65,478.98</b>	<b>96</b>	<b>193,149.06</b>	<b>621,334.86</b>	<b>196</b>
Commercial	10	19,318.09	2	1,302.69	1	130.20	0	0.00	20,750.98	2
Government	3	15,988.50	3	8,822.28	1	8,702.90	1	877.49	34,391.17	3
Residential	357	220,361.96	191	96,913.30	170	56,645.89	95	192,271.57	566,192.71	191
<b>213B</b>	<b>262</b>	<b>137,746.20</b>	<b>158</b>	<b>58,540.36</b>	<b>127</b>	<b>32,976.27</b>	<b>89</b>	<b>233,067.27</b>	<b>462,330.10</b>	<b>155</b>
Commercial	2	12,521.20	1	0.00	0	0.00	0	0.00	12,521.20	0
Residential	260	125,225.00	157	58,540.36	127	32,976.27	89	233,067.27	449,808.91	155
<b>214A</b>	<b>2,844</b>	<b>2,534,719.59</b>	<b>1,394</b>	<b>962,457.20</b>	<b>1,135</b>	<b>531,962.10</b>	<b>682</b>	<b>1,756,163.53</b>	<b>5,785,302.42</b>	<b>1,341</b>
Commercial	152	713,373.10	81	190,406.20	43	69,016.42	24	172,979.18	1,145,774.90	68
Government	7	67,500.09	6	24,396.83	0	0.00	0	0.00	91,896.92	6
Residential	2,685	1,753,846.40	1,307	747,654.17	1,092	462,945.68	658	1,583,184.35	4,547,630.60	1,267
<b>214B</b>	<b>969</b>	<b>552,557.46</b>	<b>491</b>	<b>296,998.49</b>	<b>422</b>	<b>173,603.47</b>	<b>230</b>	<b>653,339.44</b>	<b>1,676,498.85</b>	<b>483</b>
Commercial	10	33,773.77	8	26,055.20	8	18,881.24	6	65,637.39	144,347.60	8
Government	1	7,956.50	1	6,732.50	1	7,056.50	1	26,917.00	48,662.50	1
Residential	958	510,827.19	482	264,210.79	413	147,665.73	223	560,785.04	1,483,488.75	474
<b>22</b>	<b>7,820</b>	<b>4,645,726.69</b>	<b>4,612</b>	<b>1,837,606.16</b>	<b>3,811</b>	<b>1,518,801.87</b>	<b>2,757</b>	<b>8,945,923.50</b>	<b>16,948,058.21</b>	<b>4,461</b>
<b>221A</b>	<b>1,447</b>	<b>1,196,448.14</b>	<b>834</b>	<b>404,613.08</b>	<b>652</b>	<b>322,868.96</b>	<b>482</b>	<b>1,775,633.49</b>	<b>3,699,563.67</b>	<b>770</b>
Commercial	126	449,674.62	67	108,322.75	47	70,407.79	38	204,785.04	833,190.20	57
Government	12	27,320.45	11	11,434.98	6	9,281.68	4	749.09	48,786.20	11
Residential	1,309	719,453.07	756	284,855.36	599	243,179.49	440	1,570,099.36	2,817,587.27	702
<b>221B</b>	<b>901</b>	<b>223,167.59</b>	<b>693</b>	<b>152,852.93</b>	<b>633</b>	<b>136,555.46</b>	<b>495</b>	<b>1,347,503.64</b>	<b>1,860,079.62</b>	<b>687</b>
Commercial	3	1,857.53	1	436.80	1	436.80	1	5,433.10	8,164.23	1
Residential	898	221,310.06	692	152,416.13	632	136,118.66	494	1,342,070.54	1,851,915.39	686
<b>222A</b>	<b>489</b>	<b>336,171.93</b>	<b>263</b>	<b>116,003.97</b>	<b>224</b>	<b>105,434.63</b>	<b>153</b>	<b>597,768.03</b>	<b>1,155,378.55</b>	<b>262</b>
Commercial	4	4,316.00	3	873.60	2	86.30	0	0.00	5,275.90	3
Residential	485	331,855.93	260	115,130.37	222	105,348.33	153	597,768.03	1,150,102.65	259
<b>222B</b>	<b>1,530</b>	<b>957,200.29</b>	<b>826</b>	<b>346,315.51</b>	<b>667</b>	<b>277,602.79</b>	<b>444</b>	<b>1,306,703.26</b>	<b>2,887,821.85</b>	<b>805</b>
Commercial	3	17,151.87	0	0.00	0	0.00	0	0.00	17,151.87	0

page 102 of

Status	Active									
Row Labels	00-30 Days:	00-30 Days:	31-60 Days:	31-60 Days:	61-90 Days:	61-90 Days:	Over 90 Days:	Over 90 Days:	Sum of Subtotal	Deling. Count
	Count	Sum	Count	Sum	Count	Sum	Count	Sum		
Government	1	218.40	1	651.30	1	1,646.90	1	229.81	2,746.41	1
Residential	1,526	939,830.01	825	345,664.21	666	275,955.89	443	1,306,473.45	2,867,923.56	804
<b>223A</b>	<b>839</b>	<b>447,139.16</b>	<b>574</b>	<b>234,740.12</b>	<b>503</b>	<b>199,839.02</b>	<b>371</b>	<b>1,447,571.05</b>	<b>2,329,289.35</b>	<b>565</b>
Commercial	3	20,574.33	2	1,930.50	2	2,256.20	2	25,907.52	50,668.56	2
Government	1	715.00	1	587.60	1	651.30	1	839.44	2,793.34	1
Residential	835	425,849.83	571	232,222.02	500	196,931.52	368	1,420,824.09	2,275,827.45	562
<b>223B</b>	<b>946</b>	<b>557,367.32</b>	<b>545</b>	<b>245,594.16</b>	<b>412</b>	<b>193,745.47</b>	<b>271</b>	<b>817,168.53</b>	<b>1,813,875.48</b>	<b>518</b>
Commercial	18	45,985.56	10	36,224.19	8	32,606.36	5	69,041.90	183,858.00	10
Residential	928	511,381.77	535	209,369.97	404	161,139.11	266	748,126.63	1,630,017.47	508
<b>224A</b>	<b>1,172</b>	<b>706,119.72</b>	<b>617</b>	<b>246,502.12</b>	<b>502</b>	<b>200,889.81</b>	<b>372</b>	<b>1,200,954.39</b>	<b>2,354,466.03</b>	<b>602</b>
Commercial	11	22,508.24	5	3,161.60	5	1,459.74	3	31,095.82	58,225.40	5
Government	1	218.40	1	0.00	0	0.00	0	0.00	218.40	0
Residential	1,160	683,393.08	611	243,340.52	497	199,430.07	369	1,169,858.56	2,296,022.23	597
<b>224B</b>	<b>496</b>	<b>222,112.54</b>	<b>260</b>	<b>90,984.27</b>	<b>218</b>	<b>81,865.73</b>	<b>169</b>	<b>452,621.13</b>	<b>847,583.66</b>	<b>252</b>
Residential	4	2,237.30	3	1,820.25	3	1,360.05	1	5,569.44	10,987.03	3
Special Rate - Comr	1	2,374.60	0	0.00	0	0.00	0	0.00	2,374.60	0
Special Rate - Gove	1	238.40	1	0.00	0	0.00	0	0.00	238.40	1
Special Rate - Resid	490	217,262.25	256	89,164.02	215	80,505.67	168	447,051.69	833,983.63	248
<b>23</b>	<b>3,631</b>	<b>2,950,322.83</b>	<b>2,449</b>	<b>1,587,727.42</b>	<b>1,860</b>	<b>1,393,286.66</b>	<b>1,378</b>	<b>7,611,706.64</b>	<b>13,543,043.56</b>	<b>2,420</b>
<b>231A</b>	<b>223</b>	<b>90,254.03</b>	<b>164</b>	<b>64,577.18</b>	<b>93</b>	<b>49,346.85</b>	<b>73</b>	<b>240,056.28</b>	<b>444,234.34</b>	<b>164</b>
Commercial	5	9,091.80	4	5,845.65	2	4,964.37	1	4,844.01	24,745.83	4
Residential	218	81,162.23	160	58,731.53	91	44,382.48	72	235,212.27	419,488.52	160
<b>231B</b>	<b>390</b>	<b>636,243.63</b>	<b>232</b>	<b>227,038.68</b>	<b>186</b>	<b>240,230.06</b>	<b>135</b>	<b>1,277,501.38</b>	<b>2,381,013.75</b>	<b>229</b>
Commercial	37	259,555.16	18	36,498.05	12	31,403.09	9	332,117.32	659,573.62	18
Government	4	18,551.50	4	10,662.99	2	6,012.58	1	523.49	35,750.56	4
Residential	349	358,136.97	210	179,877.64	172	202,814.39	125	944,860.57	1,685,689.57	207
<b>232A</b>	<b>1,165</b>	<b>946,679.31</b>	<b>795</b>	<b>665,255.86</b>	<b>665</b>	<b>617,103.98</b>	<b>505</b>	<b>3,171,932.00</b>	<b>5,400,971.16</b>	<b>783</b>
Commercial	15	61,245.80	9	51,748.29	7	41,600.02	5	473,419.78	628,013.88	9
Government	3	2,394.70	2	3,256.30	2	521.18	1	1,856.40	8,028.57	2
Residential	1,147	883,038.82	784	610,251.28	656	574,982.79	499	2,696,655.82	4,764,928.70	772
<b>232B</b>	<b>287</b>	<b>440,200.11</b>	<b>169</b>	<b>160,524.91</b>	<b>133</b>	<b>122,132.71</b>	<b>94</b>	<b>879,495.41</b>	<b>1,602,353.13</b>	<b>161</b>

page 103 of

Status Active

Row Labels	00-30 Days:	00-30 Days:	31-60 Days:	31-60 Days:	61-90 Days:	61-90 Days:	Over 90 Days:	Over 90 Days:	Sum of Subtotal	Delinq. Count
	Count	Sum	Count	Sum	Count	Sum	Count	Sum		
Commercial	15	217,269.71	11	29,398.76	8	12,765.91	7	227,632.38	487,066.77	10
Government	7	63,681.55	4	37,496.12	2	33,010.60	2	153,930.77	288,119.05	4
Residential	265	159,248.84	154	93,630.02	123	76,356.20	85	497,932.25	827,167.31	147
<b>233A</b>	<b>32</b>	<b>37,528.36</b>	<b>24</b>	<b>16,971.02</b>	<b>22</b>	<b>13,606.95</b>	<b>15</b>	<b>49,046.60</b>	<b>117,152.93</b>	<b>24</b>
Residential	32	37,528.36	24	16,971.02	22	13,606.95	15	49,046.60	117,152.93	24
<b>233B</b>	<b>463</b>	<b>265,817.91</b>	<b>245</b>	<b>112,509.26</b>	<b>183</b>	<b>92,601.67</b>	<b>122</b>	<b>439,500.55</b>	<b>910,429.40</b>	<b>239</b>
Commercial	3	21,769.19	1	1,621.10	1	2,223.20	1	8,569.28	34,182.77	1
Residential	460	244,048.71	244	110,888.16	182	90,378.47	121	430,931.27	876,246.62	238
<b>234A</b>	<b>718</b>	<b>328,359.50</b>	<b>619</b>	<b>261,470.81</b>	<b>426</b>	<b>202,440.22</b>	<b>343</b>	<b>1,300,753.49</b>	<b>2,093,024.02</b>	<b>619</b>
Commercial	3	16,848.70	3	6,986.08	2	9,774.30	2	7,250.82	40,859.90	3
Government	1	84.84	0	0.00	0	0.00	0	0.00	84.84	0
Residential	714	311,425.96	616	254,484.73	424	192,665.92	341	1,293,502.66	2,052,079.27	616
<b>234B</b>	<b>353</b>	<b>205,239.99</b>	<b>201</b>	<b>79,379.70</b>	<b>152</b>	<b>55,824.21</b>	<b>91</b>	<b>253,420.93</b>	<b>593,864.84</b>	<b>201</b>
Commercial	1	13,589.65	0	0.00	0	0.00	0	0.00	13,589.65	0
Residential	352	191,650.34	201	79,379.70	152	55,824.21	91	253,420.93	580,275.19	201
<b>24</b>	<b>2,529</b>	<b>1,517,652.79</b>	<b>1,810</b>	<b>1,193,385.52</b>	<b>1,567</b>	<b>932,707.72</b>	<b>1,291</b>	<b>5,283,209.16</b>	<b>8,926,955.20</b>	<b>1,795</b>
<b>241A</b>	<b>151</b>	<b>81,969.02</b>	<b>99</b>	<b>49,594.57</b>	<b>91</b>	<b>37,554.80</b>	<b>66</b>	<b>160,662.52</b>	<b>329,780.91</b>	<b>99</b>
Residential	6	2,623.65	5	2,305.75	5	2,344.74	4	4,793.10	12,067.24	5
Special Rate - Comr	0	0.00	0	0.00	0	0.00	0	0.00	0.00	0
Special Rate - Resid	145	79,345.37	94	47,288.82	86	35,210.06	62	155,869.42	317,713.67	94
<b>241B</b>	<b>405</b>	<b>263,345.68</b>	<b>254</b>	<b>181,949.18</b>	<b>207</b>	<b>153,968.46</b>	<b>152</b>	<b>718,371.40</b>	<b>1,317,634.71</b>	<b>248</b>
Commercial	2	15,371.60	2	11,483.60	2	5,048.78	1	5,325.50	37,229.47	2
Residential	403	247,974.08	252	170,465.58	205	148,919.68	151	713,045.90	1,280,405.24	246
<b>242A</b>	<b>160</b>	<b>97,654.69</b>	<b>144</b>	<b>86,076.16</b>	<b>104</b>	<b>80,156.96</b>	<b>88</b>	<b>464,484.31</b>	<b>728,372.13</b>	<b>144</b>
Commercial	0	0.00	0	0.00	0	0.00	0	0.00	0.00	0
Residential	160	97,654.69	144	86,076.16	104	80,156.96	88	464,484.31	728,372.13	144
<b>242B</b>	<b>251</b>	<b>137,341.43</b>	<b>132</b>	<b>79,052.28</b>	<b>104</b>	<b>44,944.84</b>	<b>79</b>	<b>209,980.98</b>	<b>471,319.53</b>	<b>128</b>
Commercial	1	497.90	1	620.10	1	497.90	1	279.11	1,895.01	1
Residential	250	136,843.53	131	78,432.18	103	44,446.94	78	209,701.87	469,424.52	127
<b>243A</b>	<b>144</b>	<b>86,102.06</b>	<b>52</b>	<b>32,973.92</b>	<b>31</b>	<b>9,600.54</b>	<b>18</b>	<b>33,266.00</b>	<b>161,942.51</b>	<b>49</b>
Commercial	5	21,045.20	0	0.00	0	0.00	0	0.00	21,045.20	0

page 104 of

Status

Active

Row Labels	00-30 Days:	00-30 Days:	31-60 Days:	31-60 Days:	61-90 Days:	61-90 Days:	Over 90 Days:	Over 90 Days:	Sum of Subtotal	Delinq. Count
	Count	Sum	Count	Sum	Count	Sum	Count	Sum		
Residential	139	65,056.86	52	32,973.92	31	9,600.54	18	33,266.00	140,897.32	49
<b>243B</b>	<b>1,214</b>	<b>738,582.13</b>	<b>962</b>	<b>643,876.82</b>	<b>876</b>	<b>502,099.09</b>	<b>753</b>	<b>2,779,940.47</b>	<b>4,664,498.51</b>	<b>960</b>
Commercial	4	19,651.90	4	18,679.52	3	12,635.59	2	77,151.74	128,118.74	4
Government	3	1,156.35	2	837.85	2	1,577.30	2	6,345.96	9,917.46	2
Residential	1,207	717,773.88	956	624,359.45	871	487,886.20	749	2,696,442.78	4,526,462.31	954
<b>244A</b>	<b>10</b>	<b>38,035.28</b>	<b>7</b>	<b>46,958.30</b>	<b>6</b>	<b>45,640.50</b>	<b>6</b>	<b>529,812.12</b>	<b>660,446.21</b>	<b>7</b>
Commercial	10	38,035.28	7	46,958.30	6	45,640.50	6	529,812.12	660,446.21	7
<b>244B</b>	<b>194</b>	<b>74,622.50</b>	<b>160</b>	<b>72,904.29</b>	<b>148</b>	<b>58,742.53</b>	<b>129</b>	<b>386,691.37</b>	<b>592,960.68</b>	<b>160</b>
Government	1	218.40	1	218.40	1	218.40	1	2,096.64	2,751.84	1
Residential	193	74,404.10	159	72,685.89	147	58,524.13	128	384,594.73	590,208.84	159
<b>25</b>	<b>1,805</b>	<b>845,423.81</b>	<b>1,358</b>	<b>720,980.72</b>	<b>1,180</b>	<b>503,192.93</b>	<b>959</b>	<b>3,139,390.19</b>	<b>5,208,987.65</b>	<b>1,332</b>
<b>251A</b>	<b>684</b>	<b>278,325.98</b>	<b>546</b>	<b>250,578.44</b>	<b>486</b>	<b>178,999.99</b>	<b>392</b>	<b>1,168,502.90</b>	<b>1,876,407.31</b>	<b>543</b>
Residential	684	278,325.98	546	250,578.44	486	178,999.99	392	1,168,502.90	1,876,407.31	543
<b>251B</b>	<b>372</b>	<b>222,510.11</b>	<b>249</b>	<b>180,321.05</b>	<b>201</b>	<b>103,235.35</b>	<b>155</b>	<b>508,623.85</b>	<b>1,014,690.36</b>	<b>242</b>
Commercial	2	18,395.60	2	7,978.97	1	10,421.80	1	28,561.68	65,358.05	2
Residential	370	204,114.51	247	172,342.09	200	92,813.55	154	480,062.17	949,332.31	240
<b>252A</b>	<b>51</b>	<b>29,604.30</b>	<b>30</b>	<b>20,031.68</b>	<b>25</b>	<b>20,483.62</b>	<b>21</b>	<b>142,745.97</b>	<b>212,865.57</b>	<b>30</b>
Residential	51	29,604.30	30	20,031.68	25	20,483.62	21	142,745.97	212,865.57	30
<b>253A</b>	<b>482</b>	<b>223,020.58</b>	<b>372</b>	<b>189,527.70</b>	<b>323</b>	<b>138,353.02</b>	<b>265</b>	<b>925,361.34</b>	<b>1,476,262.64</b>	<b>357</b>
Commercial	0	0.00	0	0.00	0	0.00	0	0.00	0.00	0
Government	2	5,285.30	2	7,265.30	2	2,914.91	1	15,799.25	31,264.76	2
Residential	480	217,735.28	370	182,262.40	321	135,438.11	264	909,562.09	1,444,997.88	355
<b>253B</b>	<b>158</b>	<b>69,067.47</b>	<b>116</b>	<b>55,791.41</b>	<b>103</b>	<b>47,775.11</b>	<b>88</b>	<b>280,054.00</b>	<b>452,687.99</b>	<b>115</b>
Residential	158	69,067.47	116	55,791.41	103	47,775.11	88	280,054.00	452,687.99	115
<b>254A</b>	<b>58</b>	<b>22,895.38</b>	<b>45</b>	<b>24,730.43</b>	<b>42</b>	<b>14,345.84</b>	<b>38</b>	<b>114,102.13</b>	<b>176,073.78</b>	<b>45</b>
Residential	58	22,895.38	45	24,730.43	42	14,345.84	38	114,102.13	176,073.78	45
<b>26</b>	<b>262</b>	<b>136,648.04</b>	<b>135</b>	<b>70,257.01</b>	<b>98</b>	<b>36,811.47</b>	<b>72</b>	<b>188,590.78</b>	<b>432,307.30</b>	<b>127</b>
<b>261A</b>	<b>225</b>	<b>115,881.14</b>	<b>118</b>	<b>65,066.73</b>	<b>86</b>	<b>34,139.20</b>	<b>64</b>	<b>183,022.98</b>	<b>398,110.05</b>	<b>113</b>
Commercial	1	0.00	0	0.00	0	0.00	0	0.00	0.00	0
Residential	224	115,881.13	118	65,066.73	86	34,139.20	64	183,022.98	398,110.04	113
<b>261B</b>	<b>35</b>	<b>19,867.80</b>	<b>17</b>	<b>5,190.27</b>	<b>12</b>	<b>2,672.28</b>	<b>8</b>	<b>5,567.80</b>	<b>33,298.15</b>	<b>14</b>

page 105 of

Status

Active

Row Labels	00-30 Days: Count	00-30 Days: Sum	31-60 Days: Count	31-60 Days: Sum	61-90 Days: Count	61-90 Days: Sum	Over 90 Days: Count	Over 90 Days: Sum	Sum of Subtotal	Delinq. Count
Commercial	0	0.00	0	0.00	0	0.00	0	0.00	0.00	0
Residential	35	19,867.80	17	5,190.27	12	2,672.28	8	5,567.80	33,298.15	14
<b>262A</b>	<b>2</b>	<b>899.10</b>	<b>0</b>	<b>0.00</b>	<b>0</b>	<b>0.00</b>	<b>0</b>	<b>0.00</b>	<b>899.10</b>	<b>0</b>
Commercial	1	436.70	0	0.00	0	0.00	0	0.00	436.70	0
Residential	1	462.40	0	0.00	0	0.00	0	0.00	462.40	0
<b>27</b>	<b>123</b>	<b>76,760.56</b>	<b>66</b>	<b>12,100.36</b>	<b>54</b>	<b>8,468.90</b>	<b>32</b>	<b>3,284.80</b>	<b>100,614.62</b>	<b>62</b>
<b>271B</b>	<b>78</b>	<b>17,365.27</b>	<b>62</b>	<b>11,881.35</b>	<b>54</b>	<b>8,468.90</b>	<b>31</b>	<b>3,262.96</b>	<b>40,978.48</b>	<b>60</b>
Residential	78	17,365.27	62	11,881.35	54	8,468.90	31	3,262.96	40,978.48	60
<b>274B</b>	<b>45</b>	<b>59,395.30</b>	<b>4</b>	<b>219.01</b>	<b>0</b>	<b>0.00</b>	<b>1</b>	<b>21.84</b>	<b>59,636.14</b>	<b>2</b>
Government	2	30,345.00	1	0.00	0	0.00	0	0.00	30,345.00	0
Residential	43	29,050.30	3	219.01	0	0.00	1	21.84	29,291.14	2
<b>28</b>	<b>14</b>	<b>6,001.77</b>	<b>7</b>	<b>1,414.83</b>	<b>4</b>	<b>675.99</b>	<b>5</b>	<b>895.44</b>	<b>8,988.03</b>	<b>7</b>
<b>281A</b>	<b>14</b>	<b>6,001.77</b>	<b>7</b>	<b>1,414.83</b>	<b>4</b>	<b>675.99</b>	<b>5</b>	<b>895.44</b>	<b>8,988.03</b>	<b>7</b>
Residential	14	6,001.77	7	1,414.83	4	675.99	5	895.44	8,988.03	7
<b>29</b>	<b>4</b>	<b>1,647.40</b>	<b>1</b>	<b>218.40</b>	<b>0</b>	<b>0.00</b>	<b>1</b>	<b>21.84</b>	<b>1,887.64</b>	<b>1</b>
<b>291A</b>	<b>4</b>	<b>1,647.40</b>	<b>1</b>	<b>218.40</b>	<b>0</b>	<b>0.00</b>	<b>1</b>	<b>21.84</b>	<b>1,887.64</b>	<b>1</b>
Residential	4	1,647.40	1	218.40	0	0.00	1	21.84	1,887.64	1
<b>Grand Total</b>	<b>88,424</b>	<b>67,236,423.71</b>	<b>54,892</b>	<b>34,360,258.53</b>	<b>43,268</b>	<b>26,462,379.30</b>	<b>31,725</b>	<b>137,029,559.07</b>	<b>265,088,620.62</b>	<b>53,338</b>

page 104 of





**CAGAYAN DE ORO CITY WATER DISTRICT**

Corrales Avenue, Cagayan de Oro City

**COVID - 19 RESPONSE EFFORTS**

<b>CREATION OF A CRISIS COMMITTEE</b>	Develop & recommend actions plans/response strategies for management approval
<b>ISSUANCE OF INTERNAL GUIDELINES</b>	Alternative work Arrangement, safety protocols & other modified office procedures
<b>SAFETY PROTOCOLS FOR CUSTOMERS</b>	Thermal Scanning Hand Disinfection Face Masks Sanitizing foot mat Social Distancing/Barriers
<b>SAFETY PROTOCOLS FOR EMPLOYEES</b>	Self-Quarantine, if from travel or showing symptoms Thermal Scanning Hand Disinfection Face Masks Sanitizing foot mat Social Distancing/Barriers Gloves Attendance monitoring without the use of biometric machine No visitors allowed Virtual meetings
<b>MODIFIED OFFICE TRANSACTIONS TO MINIMIZE RISKS</b>	Seminar-Orientation waived No collection on Saturdays One entrance, one exit for customers Partial payments accepted, no need for approval (2nd fl) Alternative Work Arrangement/Skeletal force Shortened business hours Reassignment of personnel
<b>OFFICE STRUCTURES</b>	Installation of Tents for waiting area Installation of signages/visual cues
<b>OTHER EMPLOYEE SUPPORT</b>	Provision of masks, alcohol, gloves, vitamins Provision of transportation to shuttle employees to and from work Relief goods from COOP Employees Assn. & Provident Fund Alternative Work Arrangement No diminution in salary, allowances and benefits Early released of benefit (Uniform Allowance)
<b>ECONOMIC RELIEF MEASURES</b>	Temporary suspension of disconnection of overdue accounts Extension of due dates that fall within specified periods - 30 days/5 days/60 days Penalties permanently waived Acceptance of partial payments in COWD offices, accredited banks & payment centers
<b>ASSISTANCE TO COMMUNITY</b>	P100,000.00 donation to NMMC P20,000.00 worth of goods donated to JRBGH by Provident Fund
<b>ACCESS TO WATER</b>	Interconnection for Pagatpat Relocation Site P-2 Interconnection for Xavier Ecoville Relocation Site Water deliveries
<b>COORDINATION WITH AND SUPPORT TO LGU &amp; OTHER AGENCY PARTNERS</b>	Participation in the Regional Inter-Agency Task Force Meetings Accomplishment of Risk/Impact Assessment Surveys (NEDA, ORO CHAMBER, LWUA, USAID-SURGE) Attendance/participation in PAWD/MAWD meetings
<b>PUBLIC INFORMATION/CUSTOMER</b>	Regular dissemination of COVID-related Advisories and Announcements thru Communication channels:  (Modified busines processes/Economic relief measures/measures/Accredited bill payment centers & platforms/COWD Safety Protocols/Reminders to Conserve Water)  Response mechanism in place for customer queries coursed through fb page COVID-19 Information regularly shown on the tv at the customer lobby