

MANAGEMENT SERVICES DEPARTMENT
Corporate Planning Division

MANAGEMENT SERVICES DEPARTMENT
Office of the General Manager
RECEIVED
By: *[Signature]* Time: *10:20 AM*

COWD
Office of the AGM - C.P. Services
RECEIVED
Date: *OCT 22 2020*
Received by: *[Signature]*

IOM MSD - 10 - 340, S - 2020

FOR : The GENERAL MANAGER
THRU : ASSISTANT GENERAL MANAGER FOR ADMIN AND FINANCE
FROM : MANAGER, MANAGEMENT SERVICES DEPARTMENT
SUBJECT : 2019 ANNUAL REPORT
DATE : OCTOBER 21, 2020

The Management Services Department is respectfully submitting the COWD Annual Report for CY 2019 in compliance to Corporate Planning Division's core functions.

For your ready reference and approval.

[Signature]
SULDIE D. CARANJO
Manager, Management Services Dept.

Noted by:
[Signature]
OMELFA C. RECTO
AGM for Admin and Finance

Approved/Disapproved:
[Signature]
BIENVENIDO V. BATA, JR.
General Manager

MANAGEMENT SERVICES DEPARTMENT
RECEIVED
DATE: *10/21/20* TIME: *3:47 PM*



REPUBLIC OF THE PHILIPPINES
CAGAYAN DE ORO CITY WATER DISTRICT
Corrales Avenue, Cagayan de Oro City

October 26, 2020

JECI A. LAPUS
Administrator
Local Water Utilities Administration
LWUA-MWSS Complex
Katipunan Road, Balara
Quezon City, Philippines




Sir:

Greetings!

This is to submit the **Cagayan de Oro City Water District's (COWD) ANNUAL REPORT** for **Calendar Year 2019** in compliance to FY 2019 Good Governance Conditions (GGCs) per Executive Order (EO) No. 80.

Thank you.

Very truly yours,


BIENVENIDO V. BATAR, JR.
General Manager


WATER ACCESSIBILITY - OUR PRIORITY!
TEL. NOS. 72-62-48 • 72-83-59; 856-4509 • 856-4373; TEL. /FAX 852-1629 / 880-9878
Email Address: cowd@cowd.gov.ph / ogm@cowd.gov.ph



2019 Annual Report

CAGAYAN DE ORO CITY WATER DISTRICT

Corrales Avenue, Cagayan de Oro City
www.cowd.gov.ph



"Water Accessibility – Our Priority!"

TABLE OF CONTENTS

	Page
FOREWORD	i
VISION, MISSION AND CORE VALUES	ii
QUALITY POLICY STATEMENT	iii
I. GENERAL	
A. Administrative	1-2
B. Financial/Commercial	2-3
C. Technical	3
D. Operational	3-4
II. PROFILE	
1 THE WATER DISTRICT AND ITS PHYSICAL SYSTEMS FACILITIES	
A. Organization	5
B. Existing System Facilities	5-6
2 CURRENT OPERATION/FINANCIAL HIGHLIGHTS	
A. Existing Water Rates	6
B. Operating Income/Expenses	6
C. Financial Highlights	6
3 COMMUNITY ECONOMIC PROFILE	
A. Total Population	7
B. Income Levels	7
C. Major Source of Income	7
D. Average Monthly Expenditures	7
E. Wages Paid	7
F. City Revenue	7
G. Average Rate of <i>Mortality</i> (Waterborne Diseases)	7
H. Average Rate of <i>Morbidity</i> (Waterborne Diseases)	7
I. Major Agricultural, Industrial and Commercial Activities	7
4 OTHER INFORMATION	7-13
III. ANNEXES	
A. Functional Chart	14
B. Organizational Chart	15
C. List of Plantilla of Personnel.....	16-25
D. Summary of Policy-Setting Resolutions	26-41
E. List of Reports Prepared Regularly	42
F. Financial Statements	
(Coverpage/TOC/Trial Balance)	43-47
1. Statement of Financial Position (Balance Sheet)	48-49
2. Statement of Profit or Loss & Other Comprehensive Income (Income Statement)	50-51
3. Statement of Changes in Government Equity	52
4. Cash Flow Statement.....	53
5. Notes to Financial Statements	54-65
6. Statement of Financial Position - Balance Sheet (Comparative 2018-2019).....	66
7. Comparative Statement of Changes in Government Equity (Comparative 2018-2019).....	67
8. Statement of Profit or Loss & Other Comprehensive Income (Comparative 2018-2019).....	68
9. Statement of Cash Flows (Comparative 2018-2019)	69
G. Summary of Loan Payments to LWUA & DBP in 2018	70
H. COWD Water Rates	71
I. Efficiency Test Result: Pumps in Operation	72
J. Summary of Water Production and Consumption	73
K. COWD Water Sources	74
L. Service Connection Growth	75
M. List of Major Assets and Equipments	76
N. Summary of Pipelines	77
O. Summary of Bacteriological Analysis	78
P. Monthly Data Sheet	79-82
Q. Aging of Accounts Receivables	83-106
R. Complaints Summary Report	107

FOREWORD

This **Annual Report** covers all aspects of the operations of the **Cagayan de Oro City Water District (COWD)** for the period from **January 01 to December 31, 2019**.

Its presentation is in accordance with all requirements set by **Local Water Utilities Administration (LWUA)**, like grouping of the data first under the general aspects of our operations, such as: *Administrative, Financial, Commercial, Technical and Operational*. The report proceeds with the COWD Profile.

We have decided to include also the following water-related data in our growing list of Annexes: *Summary of Water Production and Consumption, COWD Water Sources, Service Connection Growth, Summary of Pipelines, Summary of Bacteriological Analysis, Monthly Data Sheet, among others*. While these data do not constitute mandatory parts of our report, we felt that omitting them would not give a total picture of all the events that transpired in 2019.

We acknowledge the concerted efforts of the **Board of Directors**, the **Management**, and the **Employees** for the efficient operation of the District.

Here, we also wish to thank **LWUA** for all the assistance it rendered to make COWD what it is today.

Above all these accomplishments, we reserve our greatest gratitude to the **Almighty GOD**.



VISION

To be an outstanding water district
in the country.

MISSION

We provide excellent water service
to the community we serve.

CORE VALUES

We demand **ACCOUNTABILITY** in all our decisions.

We are **RESULT-DRIVEN**.

We work as a **TEAM** at all times.

We have **FAITH** in the **ALMIGHTY**.

QUALITY POLICY STATEMENT

The Quality Policy of the Cagayan de Oro City Water District is to provide our concessionaires with an excellent and efficient service at all times while providing safe, clean, adequate and reliable water for a healthy life and sustainable environment and economy. To do this, we adhere to the following principles.



CUSTOMER SATISFACTION

We are Committed in meeting and exceeding customer requirements and continually find ways to improve and enhance customer satisfaction.

COMPLIANCE TO PHILIPPINE NATIONAL STANDARDS FOR DRINKING WATER

We ensure our Operations and water quality processes are in compliance to any applicable statutory and legal requirements.

ENVIRONMENT PROTECTION

As a major extractor of a limited resource, that is Water, for the consumption of the public, we provide environmental stewardship through integrated watershed management and efficient septage management program.

CAPACITY BUILDING

We engage competent personnel and provide continuous personnel training and Development as a means of consistently improving our QMS and Operations.

NRW REDUCTION

Our commitment is to ensure efficiency in our operations and keep the Non-Revenue Water (NRW), at least, at acceptable level according to recognized industry standards.

7. For this year, Auditing has been done by the Commission on Audit.	Yes
8. Attach list of reports being prepared regularly by the District on a monthly basis as required in the Commercial Practice Manual. (Omit this item if the District has not yet installed the commercial practices system in which case, indicate that the said system has not been installed yet. (Annex E–List of Reports Prepared Regularly)	Annex E
B. FINANCIAL/COMMERCIAL	
1. Attach the District’s financial statements for the report year including a comparison of the immediate past year. (See Annexes F1 to F9–Financial Reports)	Annexes F1 to F9
2. For the year under report, the District’s total <i>budgetary outlay</i> was broken down into: (Source: COWD Approved Budget)	P 1,394,089,095.00
a. Operating outlay (original budget)	P 1,148,239,152.00
b. Capital Outlay (original budget) - Capital Improvement	P 61,140,211.00
c. Special budgets, if any (<i>additional budgets</i>) – Contingency	P 10,000,000.00
d. Debt Service	P 164,709,732.00
e. Reserve	P 10,000,000.00
3. For this same <i>one-year</i> period, the District’s <i>gross revenue</i> was broken down into: (Source: COWD Financial Report -Income Statement)	P 1,153,701,701.55
a. Collection from water sales	P 1,088,203,239.23
b. Other water revenues	P 60,276,165.81
c. Other non-operating income	P 5,222,296.51
d. Proceeds of <i>LWUA loan</i> to finance New Service Connections	None
4. For this same <i>one-year</i> period, the District’s <i>expenditure</i> was broken down into: (Source: COWD Financial Report -Income Statement)	P 1,378,129,360.69
a. Operational (operation & maintenance expenses, including Depreciation amounting to P96,819,568.94)	P 1,087,710,554.90
b. Capital Outlay (CAPEX-amount spent)	P 158,723,123.71
c. Annual debt servicing (Annex G- Summary of Loan Payments-LWUA & DBP)	P 131,695,682.08
5. For this same <i>one-year</i> period, the <i>total salaries, wages & other emoluments</i> paid for the District’s employees were broken down into:	P 157,939,432.54
a. For permanent employees	P 115,347,186.28
b. For casual/temporary/Job Orders	P 42,592,246.26
6. Expenses for <i>power/fuel for pumping</i> during the year (Acct. #792, if Commercial Practices Accts. are in effect):	P 165,259,712.89
7. Total amount <i>billed</i> during the year is broken down into: (Source: MOR/FOH)	P 1,083,226,191.86
a. Total Billings (Current and Old Accounts)	P -
b. Old Accounts	P -
8. Total amount <i>collected</i> (<i>water sales</i> only during the year) was broken down into: (Source: COWD Financial Report -Notes to Financial Statements)	P 1,090,844,498.20
a. Current billings	P 1,075,778,684.76
b. Old Accounts-Arrears (previous month’s billing + delinquent accounts)	P 15,065,813.44
9. Total amount <i>uncollected</i> (delinquent) at year’s end <i>excluding</i> Bad Debts. (Source: Detailed Report on Water Sales Operations)	P 265,764,963.38
10. Total reserves at year’s end. (Expansion & Oper. Reserve-DBP Current & Time Deposit)	P 85,922,981.04
11. Complaints filed, processed and settled during the year: (Annex R- Complaints Summary Report)	Annex R
a. Total number filed, processed and settled during the year	35,439
b. Number dismissed for lack of merit/withdrawn	-
c. Number investigated	35,439
d. Number settled to the satisfaction of complaints	31,343
e. Number elevated to the district Board	None
f. Number settled by the Board	None
g. Number elevated to the higher authorities	None
12. At year’s end, the following water rate charges were in force: (Annex H- COWD Water Rates)	Annex H
Had these rates been submitted to LWUA for review? (Yes or No)	Yes

13. Every water district would want to know what its water users think of their water system and the quality of their services in order that it could do what is best to insure maximum satisfaction of its customers. During the year, the district conducted a random survey covering 1,200 water users (≥40 years old), and herewith is the result of such survey:

QUESTIONS	NO. OF CUSTOMERS REPLYING	
	YES	NO
1. Do you receive 24-hours water service?	988	212
2. Is your water pressure usually adequate?	921	279
3. Does your water taste good?	629	571
4. Do you have confidence that the water is safe?	678	522
5. Are you satisfied with the water service?	910	290

n = 1,200

C. TECHNICAL

- Has the district adopted by Board Resolutions, a set of design and construction standard?
(Yes or No)
If so, who prepared it?
Is it being adhered to strictly?
- Does the district undertake bacteriological test of its water? Yes or No
How often are these tests made per year?
Is LWUA being furnished copies of these test reports? (Yes or No)
For the report year, how many such reports were submitted to LWUA?
- State the method of water treatment employed by the district, if any
- Does the district undertake regular pump efficiency tests? (Yes or No)
How many of these pumps does the district have in its system?
How many of these pumps are operational?
Attach list of pumps now in operation.
(Annex I—Efficiency Test Results: Pumps in Operation)

Yes
LWUA & COWD
Yes
Yes
Monthly
Yes
12
Chlorination (Chlorine Gas/Chlorine Dioxide)
Yes
30
26
Annex I

D. OPERATIONAL

- Total water production during the year in cubic meters.
(Annex J—Summary of Water Production and Consumption-in Cubic Meter)
Total water billed in cubic meters
Average per capita consumption in lpd
- Attach list of COWD Water Sources (Annex K-COWD Water Sources)
- Is the District provided with measuring devices to measure their water production?
(Yes or No)

If yes, what type? *Orifice plate, meter propeller type and Venturi type & flow meters*

If not, how do you measure productions?
- As of year's end, the district has the following existing service connection and related information. (Annex L—Service Connection Growth)
 - Total number of existing connections (Active & Inactive Conn.)
 - Number of active connections
 - Number of metered connections
 - With functioning meters
 - With non-functioning meters
 - Numbers of flat rate connections
 - Number of connections regularly billed (customers)
 - Number of delinquent customers (Annex Q-Aging of Accounts Receivable—Active Connections as of December 31, 2019)
 - Average number of customers per connection (HH)
- Estimated population of district service area
 - Estimated population served by utility whether fully or partially

Annex J
73,069,859
30,856,333
119 lpd
Annex K
Yes
Orifice plate & electromagnetic flow meter
-
Annex L
138,798
101,276
101,276
101,276
-
None
101,276
47,011
7
808,080
708,932

6. With limited resources, the *district* had provided water services in accordance with the following average length of time each 24-hours day, albeit reaching the target of about 18 hours for 2019:

- a. Less than 6 hours service
- b. 7-12 hours service
- c. 13-18 hours service
- d. 19-24 hours service

No. of Connections

-
-
-
101,276

(Note: You may vary the number of hours as may be necessary to suit actual conditions)

7. Attach list of all major equipment and machinery with an initial cost of at least P15, 000.00 (Annex M) including pertinent information.

Annex M

8. Does the District keep written record of requests for service? (Yes or No)

Yes

a. Does the record show the date when such requests were made and the nature of the service requested? (Yes or No)

Yes

b. On the *average*, how long (in days) does it take the District to *respond* and *attend* to such requests?

1 to 5 days

c. How many such *reports* were received during the year?

35,439

d. How many these *reports* were attended to during the year?

31,343

=====

Submitted by:


BIENVENIDO L. BATA
 General Manager

CAGAYAN DE ORO CITY WATER DISTRICT
Location: Corrales Avenue, Cagayan de Oro City

II. PROFILE

1.) THE WATER DISTRICT & ITS PHYSICAL SYSTEM'S FACILITIES

A. ORGANIZATION

1. Date Formed: August 1, 1973	Age (months) as of December 31, 2019	557
2. Date CCC Issued: January 4, 1974	CCC No. 001	001
3. Date Advisory Service Started:		1975
4. Personnel: (include 286 casual employees)		630
Comments: (Adequacy, qualification, performance & others)		Adequate & qualified

B. EXISTING SYSTEM'S FACILITIES

1. Service:

1.1 Service Area: 48,885.83 - Person/Ha.	15
1.2 Population of service area	708,932
1.3 No. of Households (1.2/1.4)	101,276
1.4 No. of Persons/Households	7
1.5 Service Time (hrs./day)	24 hours/day

2. Structure and Equipment:

2.1 Administration Building

Office Area:	2,052 sq.m.
Office Equipment: (Annex M-List of Major Equipments)	Annex M

2.2 If rented, how much per month?

N/A

2.3 Type of Water Source:

Groundwater,
Surface Water &
Spring

Rated Capacity per day (cu.m./day)	231,422.08
---	------------

2.4 Reservoir (description, built, dimension and capacity)

	CAPACITY		DESCRIPTION / LOCATION
2 units	5,300	cu.m.	Each concrete reservoir @Carmen & Camaman-an
1 unit	95	cu.m.	Steel tank reservoir @ Aluba Subdivision
1 unit	95	cu.m.	Concrete reservoir @ Youngsville
1 unit	2,900	cu.m.	Concrete reservoir @ Bulua
1 unit	38	cu.m.	Concrete reservoir @ Soldiers Hill, Bulua
1 unit	2,100	cu.m.	Concrete reservoir @ Tablon (non-operational)
1 unit	4,000	cu.m.	Concrete reservoir @ Puerto Heights (non-operational)
1 unit	51	cu.m.	Steel tank reservoir @ Paglaum, Camaman-an
1 unit	117	cu.m.	Steel tank reservoir @ Richmond, Camaman-an
1 unit	113	cu.m.	Steel tank reservoir @ Macapaya, Camaman-an
1 unit	2,000	cu.m.	Steel tank reservoir @ Malanang, Opol
1 unit	45	cu.m.	Concrete reservoir @ Villaflora, Cugman

2.5 Water Sources. (Annex K-COWD Water Sources)

Water Sources	Discharge* (as of Dec. 31, 2019)		Actual, YTD (in cu.m.)
	(lps)	(gpm)	
a. Deep Well Source (26)	1,601	25,377	-
b. Spring Source (1)	1	16	-
Total Wells & Spring	1,602	25,393	44,485,806
Booster Pumps (20)	2,243	35,548	-
BWSP (1 Bulk Water)			28,584,053

2.6 Transmission Piping System Maintained (size, make, length). (Annex N-Summary of Pipelines)

LENGTH	SIZE	MAKE	MAINTAINED	UNIT	LENGTH	SIZE	MAKE	MAINTAINED	UNIT
50mm	2" Ø	uPVC	13,171	lm.	150mm	6" Ø	Steel	28,515	lm.
50mm	2" Ø	GI	560	lm.	150mm	6" Ø	ACP	2,280	lm.
50mm	2" Ø	BI	453	lm.	150mm	6" Ø	CCI	998	lm.
50mm	2" Ø	PE	71,642	lm.	150mm	6" Ø	CI/BI	390	lm.
63mm	2.5" Ø	PE	5,383	lm.	200mm	8" Ø	uPVC	23,948	lm.
63mm	2.5" Ø	GI	660	lm.	200mm	8" Ø	Steel	4,760	lm.
75mm	3" Ø	uPVC	61,271	lm.	200mm	8" Ø	CCI	2,322	lm.
75mm	3" Ø	ACP	5,422	lm.	200mm	8" Ø	BI	26	lm.
75mm	3" Ø	GI	96	lm.	250mm	10" Ø	Steel	10,842	lm.
75mm	3" Ø	CI/BI	303	lm.	250mm	10" Ø	uPVC	3,747	lm.
100mm	4" Ø	uPVC	112,618	lm.	300mm	12" Ø	Steel	62,906	lm.
100mm	4" Ø	Steel	5,078	lm.	350mm	14" Ø	Steel	2,531	lm.
100mm	4" Ø	ACP	6,048	lm.	400mm	16" Ø	Steel	29,586	lm.
100mm	4" Ø	CCI	320	lm.	500mm	20" Ø	Steel	5,687	lm.
100mm	4" Ø	GI	75	lm.	600mm	24" Ø	Steel	14,960	lm.
100mm	4" Ø	CI/BI	441	lm.	800mm	30" Ø	Steel	2,638	lm.
150mm	6" Ø	uPVC	85,105	lm.					
sub-total			368,646		sub-total			196,135	
Total Maintained								564,781	

2.7 Service Connections:

Type	Flat	Metered	Total
Domestic/Government	N/A	94,183	94,183
Commercial/Industrial	N/A	7,093	7,093
Wholesale/Bulk	N/A	N/A	N/A
TOTAL	N/A	101,276	101,276

2.8 Production: Average Monthly Production (cu.m.)

a. Booster/Pumping Stations (cu.m.)	3,707,151
b. Bulk Water Supply (cu.m.)	2,382,004
c. Production Efficiency % (average/month) (Total Water Utilized)/(Total Production)	86.47%
d. Unaccounted for Water-NRW% (average/mo.)	54.84%

2.) CURRENT OPERATION/FINANCIAL HIGHLIGHTS:

A. Existing Water Rates: (Annex H-COWD Water Rates)	Annex H
B. Operating Income/Expense:	
Average Water Sales (average/mo.)	P 90,683,603.27
Average Collection (average/mo.)	P 90,903,708.18
Average Expenses-O & M for the year (average/mo.)	P 82,574,248.83
C. Financial Highlights (rate & status)	
Current Ratio = $\frac{\text{Current Assets}}{\text{Current Liabilities}}$	4.71 : 1.00
Long Term Debt/Equity Ratio	0.27 : 0.70
Monthly Billing (average/mo.)	P 90,268,849.32
Collection Efficiency-% of On-Time Payment (YTD)	75.47%

3.) COMMUNITY ECONOMIC PROFILE:

A. Total Population (covered by the Water District)

808,080

B. Income Levels in the area: (based on Reg. 10-PSA data FIES 2015)

Northern Mindanao	No. of Families (thousand)	Income		Expenditure	
		Total (million)	Average (thousand)	Total (millions)	Average (thousand)
All Income Class	1,029	227,998	221	166,005	161
Under 40,000	27	848	32	776	29
40,000– 59,999	75	3,878	52	3,553	47
60,000– 99,999	234	18,745	80	16,755	72
100,000–249,999	424	65,155	154	51,172	121
250,000 and Over	270	139,372	516	93,750	347

C. Major Source of Income

Salary & Wages

D. Average Monthly Bills: (per customer)

1. Water bill:

P 904.34

2. Electric bill: (per customer in pesos)

a. Residential

P 1,953.00

b. Commercial

P 13,226.00

c. Industrial

P 544,564.00

d. Bulk Power

P 13,475,585.00

e. Streetlights

P 40,993.00

E. Wages Paid (per month) to:

1. Common Laborer

P 11,066.00

2. Carpenter

P 12,466.00

3. Truck Driver

P 13,214.00

4. Plumber

P 13,214.00

F. City Revenue (P4,111,805,675.00 in 2019) over total population-per person

P 5,088.36

G. Average rate of Mortality per 100,000 population due to waterborne diseases based from 2019 data in Cagayan de Oro City. (e.g. diarrhea)

-

H. Average rate of Morbidity per 100,000 population due to waterborne diseases. based from 2019 data in Cagayan de Oro City.

1. Diarrhea

62.36

2. Amoebiasis

-

I. Major Agricultural, Industrial and Commercial activities :

Rice, corn, vegetables, mango, food processing, HB concrete products, clay products, ceramics, furniture, cottage industries

4.) OTHER INFORMATION:

- The COWD has been purchasing treated bulk water supplied by **Cagayan de Oro Bulk Water Inc. (COBI)** based on the Purchase Order in accordance with the contract of **80,000** cubic meters per day distributing 60,000 cubic meters to the west service area and 20,000 cubic meters to the east service area at a constant flow rate of **2,500** cubic meters per hour in the west and **800** cubic meters per hour in the east; and a minimum pressure of **70 psi** at the designated take-off point along the intersection of the Airport Road and South Diversion Road, Cagayan de Oro City. In 2019, the District has paid a total amount of **P455,492,816.00** for **28,584,053** cubic meters of bulk water.
- The COWD has *continued* in implementing the **Meter Clustering System** to help alleviate *water pilferage*.
- The COWD has *completed* exploratory well drilling of an **Additional Water Source** at **Talongan Relocation Site, Calaanan, Canitoan** (PW No. 34) dated February 19, 2019.
- The COWD has regularly monitored the **Residual Chlorine** in various strategic points of its water supply system. (Annex O–Summary of Bacteriological Analysis, page 78)

5. The COWD has always maintained its established **safety programs** and **standard operating procedure**.
6. The COWD has **approved** the **Guidelines for Claiming and Processing of Overtime** expanding the coverage of personnel, a copy hereto attached which forms an integral part of this resolution. (B.R. No. 72, s-2019 dated September 12, 2019).
7. The COWD has **continued** implementing the **50% discount** for water bill of **Accredited Senior Citizens Center** and **Accredited Residential/Group Homes** and the **5% discount** for water bill of **Senior Citizens**.
8. The COWD has **saught** for the convenience of paying concessionaires, thus established **ECPAY Outlets** and **Bayad Centers**.
9. The COWD has **set up** a **Pension and Benefits Fund** with an amount of **Fifteen Million Five Hundred Nineteen Thousand Three Hundred Thirty Three Pesos only (Php15,519,333.00)** to be taken from the **Operating and Expansion Reserve Fund**. (B.R. No. 06, s-2019 dated January 21, 2019)
10. The COWD has religiously paid the principal and interest of its various loans to LWUA. (Annex G-Summary of Loan Payments to LWUA & DBP, page 70)
11. The COWD has **served** a total of **583,020 linear meters** of pipelines ranging from **50mmØ to 800mmØ**; including turnover by developers and/or owners of some subdivisions. (Annex N-Summary of Pipelines, page 77)
12. The COWD has continued extending **technical** and **financial assistance** to its neighboring water district. Also, free technical assistance and services are extended to some subdivisions and rural barangays.

NAME of WATER DISTRICT	AMOUNT	REMARKS
TULUNAN WATER DISTRICT	50,000.00	<i>In response to an appeal for help for victims of earthquake hit in Southern and Central Mindanao per NORMIN-NRMC letter dated 05 November 2019, totaling to an amount of Two Hundred Thousand Pesos (Php 200,000.00) to be taken from the Disaster Fund of the Approved 2019 COWD Budget. (B.R. No. 87, s-2019 dated November 14, 2019)</i>
METRO KIDAPAWAN WATER DISTRICT	50,000.00	
BANSALAN WATER DISTRICT	50,000.00	
M'LANG WATER DISTRICT	50,000.00	

13. The COWD has approved the recommendation of the Management to **donate fittings and materials** to **Metro Kidapawan Water District (MKWD)** namely: one (1) piece 150mm Gatevalve, one (1) piece 200mm Gatevalve, eight (8) pieces 200mm x 45 deg. Mechanical Elbow, and eight (8) pieces 150mm x 45 deg. Mechanical Elbow, and to authorize the General Manager, Bienvenido V. Batar, Jr. to sign the Deed of Donation for and in behalf of COWD. (B.R. No. 86, s-2019 dated November 14, 2019)
14. The COWD has approved the recommendation of the Management to **donate used office equipment** namely: one (1) unit Computer, Intel Core i5-3470 3.1GHz, with keyboard, mouse and Led monitor, and one (1) unit Canon iR2024 Digital Copier to Labason Water District and authorize the General Manager, Bienvenido V. Batar, Jr. to sign the Deed of Donation for and in behalf of COWD. (B.R. No. 81, s-2019 dated November 14, 2019)
15. The COWD has approved the recommendation of the Management to **purchase fifty (50) pieces brand new water meters for donation** to **Barobo Water District** as COWD's Technical assistance in response with the request of NORMIN-NRMC per Resolution No. 021, s-2018 dated 22 November 2018. (B.R. No. 41, s-2019 dated May 09, 2019)
16. The COWD has **approved "COWD E.B. SAN JUAN WATER QUALITY LABORATORY"** as the official name of the **COWD Macasandig Laboratory**. (B.R. No. 61, s-2019 dated August 05, 2019)
17. The COWD has **approved the Cagayan de Oro City Water District (COWD) Budget C.Y. 2019** with a **Total Utility Operating Revenue** of **One Billion Two Hundred Eighty Four Million Two Hundred Twenty Two Thousand Nine Hundred Forty Seven Pesos (Php1,284,222,947.00)** and the **2019 COWD Organizational structure**. (B.R. No. 04, s-2019 dated January 21, 2019)
18. The COWD has **authorized** the General Manager, Bienvenido V. Batar, Jr. to secure a certificate of accreditation from **Department of Health (DOH)** for Macasandig laboratory to conduct a drinking water quality analysis and to sign pertinent documents for and in behalf of COWD. (B.R. No. 60, s-2019 dated August 05, 2019).

19. The COWD has *approved* for the adoption and implementation of **Corporate Budget Circular No. 23** dated 15 January 2019 on the '**Fourth Tranche Compensation Adjustment for Civilian Personnel in GOCCs Covered by the Department of Budget and Management effective January 1, 2019**' pursuant to **Executive Order No. 201** dated 19 February 2016. (B.R. No. 17, s-2019 dated February 07, 2019)
20. The COWD has *appointed* **Engr. Bienvenido V. Batar, Jr.** as **General Manager** of COWD, giving him full authority to discharge the functions and responsibilities of said position. (B.R. No. 02, s-2019 dated January 04, 2019).
21. The COWD has *approved and renewed* the **Lease Contract Agreement** by and between the **Cagayan de Oro City Water District (COWD)** and **Primestar Realty Development Inc.** for rental of the space intended for COWD Sub-Office in Tin-ao for the Year 2019. A monthly rental of **Php34,938.75** beginning on January 1, 2019 and ending on December 31, 2019; and authorize the General Manager, Bienvenido V. Batar, Jr. to sign the Agreement for and in behalf of COWD. (B.R. No. 29, s-2019 dated March 07, 2019).
22. The COWD has *approved* the recommendation of the Management for the **realignment of the Approved Budget 2018 - Operating and Maintenance Expenses with savings as of December 31, 2018 to cover up the budget deficit** of the following accounts amounting to **Five Million Five Hundred Sixty Eight Thousand Five Hundred Ninety Four Pesos and Eighteen Centavos (Php5,568,594.18)** only. (B.R. No. 16, s-2019 dated February 07, 2019).
23. The COWD has *approved* the recommendation of the Management for the **Purchase of eleven (11) Vehicles** with an estimated total amount of **twelve million one hundred thousand pesos (Php12,100,000.00)** : One (1) unit Light Cargo Truck (6 Wheeler Drop Side), One (1) unit Pick-up, Three (3) units Multi-Purpose Vehicle (12 seaters), Five (5) units Multi-Purpose Vehicle (8 seaters), One (1) unit Asian Utility Vehicle (AUV), to be taken from the 2019 Approved Budget-Capital Improvement Fund; and authorize the General manager, Bienvenido V. Batar, Jr. to request authority from the Department of Budget and Management (DBM); Office of the President (OP) and Local Water Utilities Administration (LWUA) to procure the above listed vehicles and sign pertinent documents for and in behalf of COWD. (B.R. No. 22, s-2019 dated February 07, 2019)
24. The COWD has *commended* the General Manager, Bienvenido V. Batar, Jr. and the entire **2019 Mindanao Association of Water Districts (MAWD) Sportsfest Committee** for exemplary performance of the duties and responsibilities as host of the recently concluded **14th MAWD Sportsfest** which resulted to its huge success. (B.R. No. 53, s-2019 dated June 05, 2019).
25. The COWD has *approved and supported* the appointment of the General Manager, **Bienvenido V. Batar, Jr.** as **Philippine Association of Water Districts (PAWD) Vice President for Mindanao** and **Chairman for Awards Committee** for calendar year (CY) 2020-2021. (B.R. No. 89, s-2019 dated December 06, 2019).
26. The COWD has *confirmed* the authority of the General Manager, Bienvenido V. Batar, Jr. the submission of the application for financial assistance to the **Local Water Utilities Administration (LWUA)** on the **Proposed Comprehensive Non - Revenue Water (NRW) Reduction Project** amounting to **Php195,652,341.00** including appurtenances and service connections and the **Proposed Septage Management Project** with an estimated cost of **Php177,292,571.17** involving the design, build and probing for one (1) year duration of a fully mechanized septage management system. (B.R. No. 48, s-2019 dated May 15, 2019).
27. The COWD has *authorized* the General Manager, Bienvenido V. Batar, Jr. to issue and sign for and in behalf of Cagayan de Oro City Water District (COWD), in favor of the **Joint Venture Company (JVC); Cagayan de Oro Bulk Water Inc. (COBI)**, the Purchase Order (PO) for the supply and delivery of bulk water covering the period January 01, 2019 to December 31, 2019 for a total of **80,000 cubic meters** per day covering **60,000 cubic meters** per day for the **West Area** and **20,000 cubic meters** per day for the **East Area** at **Php16.00** per cubic meter or a total yearly volume of **Twenty Nine Million Two Hundred Thousand** cubic meters (**29,200,000 cu.m.**) amounting to **Four Hundred Sixty Seven Million Two Hundred Thousand Pesos (Php467,200,000.00)** in accordance with the **Signed Bulk Water Supply Agreement**, to be taken from the COWD Approved 2019 Expense Budget. (B.R. No. 24, s-2019 dated February 15, 2019).
28. The COWD has *authorized* the General Manager, Bienvenido V. Batar, Jr. to place in temporary investment the amount of **Twenty Million Pesos (Php20,000,000.00)** from **COWD General Fund** with the **Development Bank of the Philippines (DBP)** - Corrales Branch and Capistrano Branch for one (1) year at 3.25% per annum, with an option for renewal and to authorize the General Manager, Bienvenido V. Batar, Jr. to sign pertinent banking documents for and in behalf of COWD. (B.R. No. 40, s-2019 dated May 09, 2019).

29. The COWD has *authorized* the General Manager, Bienvenido V. Batar, Jr. to place in temporary investment the amount of **Ten Million Pesos (Php10,000,000.00)** from **COWD Pensions & Benefits Fund** with the **Development Bank of the Philippines (DBP)** - Corrales Branch for six (6) months at 1.500% per annum, with an option for renewal and to authorize the General Manager, Bienvenido V. Batar, Jr. to sign pertinent banking documents for and in behalf of COWD. (B.R. No. 46, s-2019 dated May 15, 2019).
30. The COWD has *authorized* the General Manager, Bienvenido V. Batar, Jr. to open a Current Account and Time Deposit Account with the **Development Bank of the Philippines (DBP)**, Corrales Branch, for the **COWD Pensions and Benefits Fund** with an initial deposit of **Fifteen Million Five Hundred Nineteen Thousand Three Hundred Thirty Three Pesos (Php15,519,333.00)** to be taken from the **Operating and Expansion Reserve Fund**; and to authorize the designated signatories to sign pertinent banking documents for and in behalf of COWD. (B.R. No. 27, s-2019 dated March 07, 2019).
31. The COWD has *authorized* the General Manager, Bienvenido V. Batar, Jr. to place in temporary investment the amount of **Nine Million Pesos (Php9,000,000.00)** from **COWD Expansion and Operating Reserve Fund** per Account No. 0810-020010-030 with the **Development Bank of the Philippines (DBP)** - Corrales Branch for six (6) months at 1.500% per annum, with an option for renewal and to authorize the General Manager, Bienvenido V. Batar, Jr. to sign pertinent banking documents for and in behalf of COWD. (B.R. No. 58, s-2019 dated July 01, 2019).
32. The COWD has *authorized* the General Manager, Bienvenido V. Batar, Jr. to place in temporary investment the amount of **Twenty Million Pesos (Php20,000,000.00)** from **COWD Contingency Fund** per Account No. 0810-020017-031 with the **Development Bank of the Philippines (DBP)** - Corrales Branch for six (6) months at 1.50% per annum, with an option for renewal and to authorize the General Manager, Bienvenido V. Batar, Jr. to sign pertinent banking documents for and in behalf of COWD. (B.R. No. 65, s-2019 dated August 19, 2019).
33. The COWD has approved the following **Memorandum of Agreement (MOA)** and authorized the **General Manager Bienvenido V. Batar, Jr.** to sign the said MOA for and in behalf of COWD, as follows:

Agreed Party	Particulars	Board Res. No./Date
Government Service Insurance System (GSIS)	For the implementation of the GSIS Financial Assistance Loan II (GFAL II)	B.R. No. 71, s-2019 dated September 12, 2019
CEDAR Drug Testing Laboratory	Mandatory drug test of all COWD Employees pursuant to RA9265 otherwise known as the 'Comprehensive Dangerous Drugs Act of 2002' and Civil Service Commission Memorandum Circular No. 13, s-2010.	B.R. No.75, s-2019 dated October 01, 2019

Source: Summary of Policy-Setting Resolutions 2019.

34. The COWD has *authorized* the General Manager, Bienvenido V. Batar, Jr. to sign for and in behalf of COWD the **Building Permit Application** and other pertinent documents with the Office of the City Building Official of Cagayan de Oro City relative to the 1 lot Construction of **3-Storey Building** at Tin-ao Agusan, Cagayan de Oro City. (B.R. No. 47, s-2019 dated May 15, 2019).
35. The COWD has *authorized* the General Manager, Bienvenido V. Batar, Jr. to sign the **Amended Term Loan Agreement** with the **Development Bank of the Philippines (DBP)** for and in behalf of COWD. (B.R. No. 76, s-2019 dated October 09, 2019).
36. The COWD has *confirmed* as it hereby confirms, the approval for roll-over and re-investment of COWD time deposit of seven (7) accounts at DBP Corrales and one (1) account at DBP Capistrano, to wit:

Date of Maturity	Account Name	Bank/Branch	Amount
04/11/2019	COWD Improvement Fund (4)	DBP Corrales	158,863,849.77
04/11/2019	COWD Capital Improvement Fund (20)	DBP Corrales	30,545,270.55
04/11/2019	COWD Expansion & Operating Reserve (1)	DBP Corrales	2,964,965.26
06/11/2019	COWD Capital Improvement Fund (14)	DBP Capistrano	20,624,854.71
11/11/2019	COWD Capital Improvement Fund (22A)	DBP Corrales	10,121,366.00
12/11/2019	COWD NRW Reduction Project (A)	DBP Corrales	25,765,366.96
25/11/2019	COWD Capital Improvement Fund (22B)	DBP Corrales	50,300,000.00
25/11/2019	COWD Pensions and Benefits	DBP Corrales	10,000,000.00

Source: Summary of Policy-Setting Resolutions 2019.

Authorized the General Manager to sign pertinent banking documents for and in behalf of COWD. (B.R. No. 80, s-2019 dated November 11, 2019)

37. The COWD has *approved* the amendment of **Section 1. Eligibility** and **2. Duration under the Article II-membership of the PF Constitution & By-Laws**, to wit:

Section 1. Eligibility. All permanent and full-time officers and employees of the District on regular salary basis, including the General Manager regardless of employment status, except those appointed or connected with the District on casual or part-time employment basis, shall be eligible to become members of the fund. An eligible employee shall become a member of the fund upon his or her submission of the Membership Form to the Fund duly approved by the General Manager of the District.

Section 2. Duration. - Membership in the fund shall be deemed continuous until the member is separated from the District or dismissed for cause, or has voluntarily withdrawn membership there from pursuant to these rules. Such continuous membership shall not be affected by the change of employment status in the District due to promotion or transfer through no fault of the member. Members going on terminal leave prior to retirement shall have the option of continuing membership in the Fund and avail of all benefits thereof until expiration of such terminal leave. (B.R. No. 70, s-2019 dated August 19, 2019)

38. The COWD has *managed* well its **Provident Fund (PF)** and has benefited many qualified personnel through its various types of loans as shown in the table below with an *interest charge* of **8%** and *service charge* of **1%** only. (Reference: PF Board Resolution No. 85, s-2012).

Type of PROVIDENT FUND LOANS	Year					
	2019	2018	2017	2016	2015	2014
All-Purpose Loan	305	199	242	197	172	196
Dividend Loan	128	138	144	157	187	237
Educational Loan	-	-	-	-	-	-
Emergency/Hospitalization Loan	12	13	8	8	18	60
Employee's Cont. Loan	14	69	8	-	1	7
Salary Loan	34	29	13	29	52	68
Small Loan (Consol)	149	97	76	118	542	574
Special Aid/Small Loan	248	320	187	197	268	288
Water Bill Loan	112	121	111	138	185	180
Memorial	-	-	-	-	-	-
Special Legal Aid	-	-	-	-	-	-
Calamity Loan	-	1	-	-	-	-
Salary Loan - Staff	3	4	4	6	-	-
TOTAL	1,005	991	793	850	1,425	1,610

Note: The **total assets** of the COWD Provident Fund as of 2019 – **P 191,968,158.63**

39. The COWD has *confirmed* the release on November 15, 2019 the **Year-end Bonus/13th month pay and Cash Gift 2019** to all employees of the District who have rendered actual service while occupying contractual or casual position in view of *DBM Budget Circular No. 2016-4 dated April 28, 2016 pursuant to EO No. 201 and per CSC-COA-DBM JC No. 01, s.2018 dated November 9, 2018* amounting to **Seventeen Million Seventeen Thousand Seven Hundred Ninety Five Pesos only (Php17,017,795.00)**. (B.R. No. 79, s-2019 dated November 14, 2019)
40. The COWD has *authorized* the Management to release the **Productivity Enhancement Incentive** for FY 2019 to all employees of the District who have rendered actual service while occupying a regular, contractual or casual position, pursuant to *EO No. 201, s-2016 and DBM Budget Circular No. 2017-4 dated December 4, 2017* in the amount of **Three Million One Hundred Sixty Five Thousand Pesos Only (Php3,165,000.00)**. (B.R. No. 91, s-2019 dated December 06, 2019)
41. The COWD has *authorized* the release of **Mid-Year Bonus** to all employees of the District who have rendered actual service while occupying a regular, casual or contractual position, pursuant to the **Modified Salary Schedule** for Civilian and Government Personnel as authorized under Executive Order No. 201 dated 19 February 2016 and National Budget Circular No. 572 dated 3 January 2018 amounting to **Php13,832,093.00**; to be released not earlier than 15 May 2019. (B.R. No. 39, s-2019 dated May 9, 2019)
42. The COWD has *approved* the recommendation of Management for the grant and release of the **2018 Collective Negotiation Agreement (CNA) Incentive** in the total amount of **Php13,125,000.00** of which each employee shall receive an amount not exceeding **Php25,000.00** per DBM Guidelines; to be taken from the Maintenance and Other Operating Expenses (MOOE) Savings for CY 2018. (B.R. No. 54, s-2019 dated June 11, 2019)
43. The COWD has *authorized* Management to release the **Service Recognition Incentive (SRI)** for FY 2019 to all employees of the District who have rendered actual service while occupying a regular, contractual or casual position, pursuant to *DBM Circular No. 2019-6, s-2019 dated December 9, 2019* in the amount of **Six Million Three Hundred Thirty Pesos (Php6,330,000.00)** only; to be released on December 20, 2019. (B.R. No. 93, s-2019 dated December 16, 2019)

44. The COWD has *granted* the release of the **20% Premium** to Job order employees of the District for the period covering November to December 2019 pursuant to the **Civil Service Commission (CSC), Commission on Audit (COA)** and the **Department of Budget and Management (DBM) Joint Circular No. 1 s.2018** amounting to **One Hundred Eighty Thousand Three Hundred One Pesos (Php180,301.00)** only; to be taken from **Maintenance and Other Operating Expenses (MOOE)** of the approved 2019 Budget. (B.R. No. 90, s-2019 dated December 06, 2019).
45. The COWD has authorized Atty. Vincent Cromwell V. Serifa, **COWD Legal Counsel**, to represent for and in behalf of COWD to **File Manifestation and Petition** before the Proper Court relative to the cancellation of levy annotated by **Bureau of Internal Revenue (BIR)** on COWD Transfer Certificate of Titles (TCT) Nos. (T-63248) 137-2018002727, (T-66519) 137-2018002721, (T-109442-A) 137-2018002963, (T-89885) 137-2018002111, (T-44533) 137-2018002998, (T-44855) 137-2018002997, (T-44856) 137-2018001982, (T-71896) 137-2018002964, (T-59343) 137-2018002994, and (T-44474) 137-2018001981. (B.R. No. 56, s-2019 dated June 11, 2019)
46. The COWD has *approved* to transfer the amount of **Sixty Five Million One Hundred Eighty Four Thousand and Seven Hundred Thirty Pesos (Php65,184,730.00)** from the General Fund to the following funds:
(B.R. No. 37, s-2019 dated April 12, 2019)
- | | |
|---|------------------------|
| A. LWUA-WD Joint Acct.-DBP Acct. No. 0810-027356-030 | P 16,869,200.00 |
| B. Operating Reserve Fund-DBP Acct. No. 0810-020010-030 | P 8,853,213.00 |
| C. Contingency Fund-DBP Acct. No. 0810-020017-031 | P 21,992,687.00 |
| D. COWD Pensions & Benefits Reserves Fund-DBP Acct. No. 00-001467-810-6 | <u>P 17,469,630.00</u> |
| TOTAL | P 65,184,730.00 |
47. The COWD has *approved* the **COWD Budget for CY 2020** excluding the 2-step increase of 10% each in the water rates with specific instruction that Management shall come up with an internal budget without the increase in water rates; resolved further that a Board Resolution shall be secured first before the implementation of the said increase. (B.R. No. 92, s-2019 dated December 16, 2019)
48. The COWD has *authorized* the General Manager, Bienvenido V. Batar, Jr. to file the appropriate protest with **National water Resources Board (NRWB)** relative to the **E. Pelaez Ranch, Inc. Application for Certificate of Public Convenience** to operate and maintain waterworks system within Barangay Indahag, Cagayan de Oro City, Misamis Oriental; and authorize the General Manager to sign pertinent documents and perform other legal acts related thereto, for and in behalf of COWD. (B.R. No. 28, s-2019 dated March 07, 2019)
49. The COWD has *authorized* the General Manager, Bienvenido V. Batar, Jr. to endorse the official travel of **Engr. Reynaldo A. Secor, Jr.** to participate in the return training for "**Batch 16**" through **the Young Expert Program (YEP) of the Netherlands and VEI** on February 2 to 28, 2020 in the Netherlands.
(B.R. No. 97, s-2019 dated December 16, 2019).
50. The COWD has *approved* the official travel of the Chairman of the Board of Directors, Eduardo Antonio R. Montalvan and the General Manager, Bienvenido V. Batar, Jr. to participate in the **International Exposure Visit Program in Netherlands** on November 2 to 10, 2019 pursuant to Resolution No. 028, s-2011 dated 17 March 2011 on '**Guidelines on Attendance to Training, Conferences, Conventions & the Like**'.
(B.R. No. 38, s-2019 dated April 12, 2019).
51. The COWD has *approved* the **Composition of the 2019 Human Resource Merit Promotion and Selection Board (HRM-PSB)**, effective 15 February 2019 to 31 December or unless earlier revoked, to wit:
(B.R. No. 23, s-2019 dated February 15, 2019).

Chairman	:	ENGR. EDWARD P. TESORO
Vice Chairman	:	(Dept. Manager where the vacancy is)
Members	:	MS. RHEDIA MARTINIETTA S. SALCEDO
	:	MS. CECILE A. FLOIRENDO
	:	MS. VANESSA A. CHIU
	:	(2nd Level Representative, FLOW)
	:	MS. MARITEL D. BONDAL
	:	(1st Level Representative, FLOW)
Secretariat	:	MS. KATHERINE C. SUSMIRAN

51. The COWD has approved the recommendation of Management for the composition of the Two (2) Bids and Awards Committee (BAC), effective April 1, 2019 unless earlier revoked as follows:
(B.R. No. 32, s-2019 dated April 5, 2019)

1. SERVICES, CONSTRUCTION, SERVICE CONNECTION AND WATER SUPPLY MATERIALS (BAC-A)

Chairman	:	ENGR. ELEZAR J. LINAAC
Vice Chairman	:	MS. SULDIE D. LARANJO
Members	:	MS. SUSAN M. BONOTAN
	:	ENGR. LYNDON D. BUTRON
	:	MR. JOSE JISELO P. ARAGAN

2. OFFICE, VEHICLE, EQUIPMENT AND GENERAL SUPPLIES & MATERIALS (BAC-B)

Chairman	:	MS. OMELFA C. RECTO
Vice Chairman	:	ENGR. CAROLINA B. LAO
Members	:	ENGR. ALEX S. ABANGAN
	:	ENGR. NIEVA A. LADERA
	:	MS. ANNABELLE D. ESTAÑO

52. The COWD has a new set of officers of the Board of Directors for 2019 per B.R. No. 001, S-19 dated January 4, 2019, as follows:

Chairman	:	DIR. EDUARDO ANTONIO R. MONTALVAN	- Professional Sector
Vice-Chairman	:	DIR. MATEO G. DELEGENCIA	- Civic Sector
Secretary	:	DIR. CONCEPCION R. QUIBLAT	- Women Sector
Assistant Secretary	:	DIR. HILLY ANN R. QUIAOIT	- Education Sector
Member	:	DIR. NELIA B. LEE	- Business Sector

Prepared by:


ANNALYN F. MACALOLOT
Senior Research Analyst A

Checked by:


JOSE JISELO P. ABRAGAN
OIC, Corporate Planning Div.

Noted by:


SULDIE D. LARANJO
Manager, Management Services Dept.

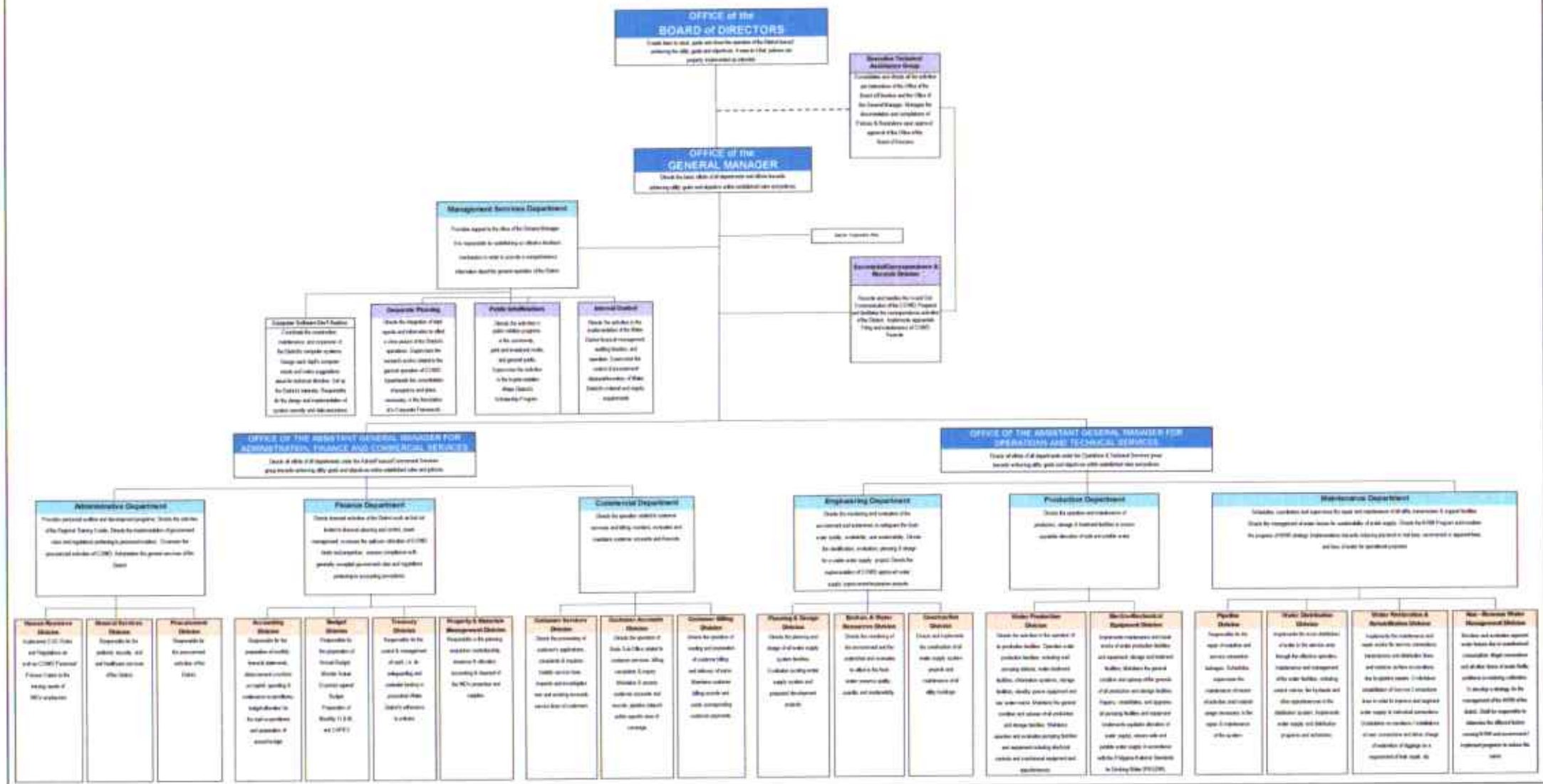
Approved by:


BIENVENIDO V. BATAKIR
General Manager



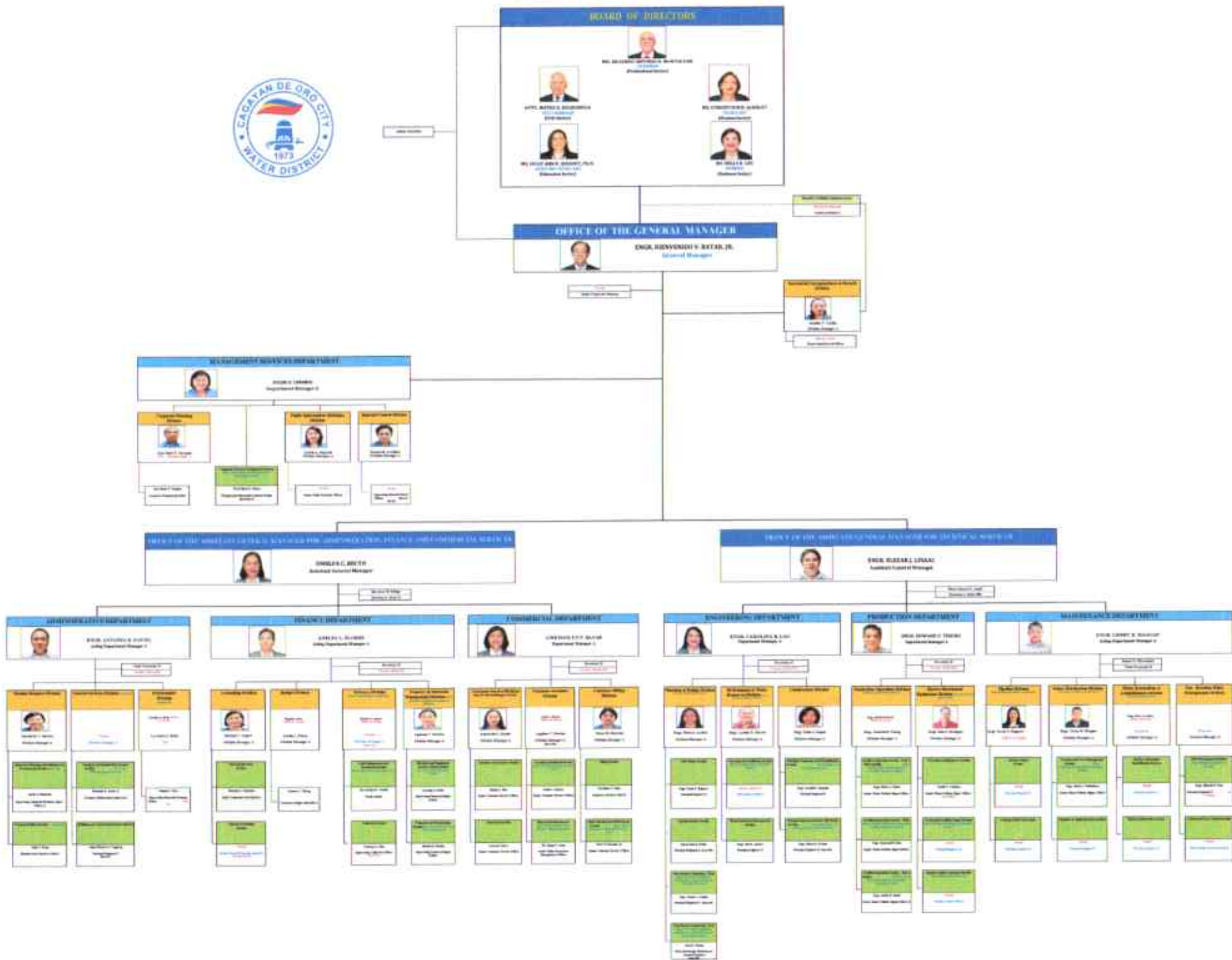
CAGAYAN DE ORO CITY WATER DISTRICT

FUNCTIONAL CHART



page 14 of _____

CAGAYAN DE ORO CITY WATER DISTRICT





CAGAYAN DE ORO CITY WATER DISTRICT

Corrales Avenue, Cagayan de Oro City

PERSONNEL INVENTORY AS OF DECEMBER 31, 2019

NAME OF EMPLOYEE				DESIGNATION	NATURE OF EMPLOYMENT	RATE PER MONTH	DATE OF EMPLOYMENT	EMPLOYED DURING THE YEAR	REMARKS	
LAST NAME	FIRST NAME	SUFFIX	MIDDLE NAME							
1	ABADAY	LORIMER		CABABAROS	Customer Service Assistant A	Permanent	25,003.00	08/20/1984	12 MONTHS	
2	ABALLE	JESSIE		CALUNOD	Driver	Permanent	13,625.00	07/28/1998	12 MONTHS	
3	ABANGAN	ALEX AUGUSTUS		SATURNINO	Division Manager A	Permanent	83,406.00	01/19/1993	12 MONTHS	
4	ABAO	ALLAN		BERNADEZ	Welder A	Temporary	16,758.00	07/14/1997	12 MONTHS	
5	ABELLA	ROSALITO		NERI	Water/Sewerage Maintenance Man A	Permanent	16,910.00	05/27/1992	12 MONTHS	
6	ABESAMIS	ROMARICO	JR.	TONGCO	Water Resources Facilities Operator A	Permanent	19,233.00	07/28/1998	12 MONTHS	
7	ABRAGAN	ARMIE		BONBON	Technical Assistant B	Permanent	51,155.00	06/06/1997	12 MONTHS	
8	ABRAGAN	JOSE JISELO		PADLA	Corporate Planning Specialist	Permanent	41,650.00	02/17/1997	12 MONTHS	
9	ABROGAR	REY		TALLE	Senior Instrument Technician	Temporary	20,754.00	06/14/1993	12 MONTHS	
10	ABUT	RIZALITO		ENERIO	Sr. Water Resources Facilities Operator A	Permanent	19,394.00	02/11/1992	12 MONTHS	
11	AGANAN	MEYLENE		YACAPIN	Water Utilities Management Officer A	Permanent	34,421.00	01/27/1992	5 MONTHS	Retired: 6/1/2019
12	ALEGRADO	APRIL MAE		BASS	Senior Accounting Processor A	Permanent	23,222.00	07/01/2005	12 MONTHS	
13	ALIGATO	NILO		FRANCISCO	Water Resources Facilities Operator B	Temporary	14,847.00	08/31/2010	12 MONTHS	
14	ALLADO	JOCHING		LAI	Corporate Budget Analyst B	Permanent	22,938.00	08/31/2010	12 MONTHS	
15	ALMOJUELA	DANILO		YANA	Water/Sewerage Maintenance Man A	Permanent	16,758.00	06/18/1992	12 MONTHS	
16	ALVAREZ	ARTHUR		PABAYO	Water/Sewerage Maintenance Man C	Permanent	13,521.00	04/15/1996	12 MONTHS	
17	AMPER	MERIAM		CRUZ	Division Manager A	Permanent	84,767.00	07/21/1981	12 MONTHS	
18	AMPER	POMPOSO	JR.	MAKINAKO	Auto-Mechanic C	Permanent	13,729.00	06/07/1994	12 MONTHS	
19	AMPER	MARK AUGUSTINE		CRUZ	Internal Control Assistant B	Permanent	16,758.00	05/01/2017	12 MONTHS	
20	AMPIT	RAIZZA JANESSA		GABUTAN	Secretary A	Permanent	17,975.00	08/01/2015	12 MONTHS	
21	ANAY	MARIA SUSAN		VENTIC	Sr. Water Resources Management Officer	Permanent	40,637.00	02/16/1983	12 MONTHS	
22	APOLE	ALDREDO	JR.	ESTRADA	Water/Sewerage Maintenance Man C	Permanent	13,214.00	02/08/2001	12 MONTHS	
23	ARABEJO	JIMMALYN		PACAMPARA	Senior Engineer A	Permanent	33,584.00	09/15/2014	12 MONTHS	
24	ARBOIS	PETER		MENDOZA	Water/Sewerage Maintenance Man C	Permanent	13,729.00	09/02/1993	12 MONTHS	
25	ARCILLAS	HELEN		CORDOVAN	Senior Accounting Processor B	Permanent	19,233.00	07/12/2010	12 MONTHS	
26	ARELLANO	NORMA		MENIANO	Division Manager A	Permanent	84,767.00	07/13/1982	12 MONTHS	
27	AVENIDO	DANILO		TALAMPAS	Driver	Permanent	13,835.00	06/14/1993	12 MONTHS	
28	AYUBAN	BAYANI		BALDON	Water Maintenance Man C	Permanent	13,521.00	11/06/1995	12 MONTHS	
29	BACTONG	BLANDO		CENA	Water Maintenance Man B	Permanent	14,961.00	10/10/1994	12 MONTHS	
30	BACTONG	CHRISTIAN		MERCADO	Driver	Permanent	13,835.00	04/12/1994	12 MONTHS	
31	BAGARES	FARAH		CASIANO	Principal Engineer D	Permanent	46,759.00	12/01/1993	12 MONTHS	
32	BAGARES	NIC ZENON		VALMORES	Office Equipment Technician A	Temporary	16,758.00	08/02/2010	12 MONTHS	
33	BAGAY	JAY-AR		BACTONG	Corporate Budget Officer C	Permanent	25,232.00	10/29/2013	12 MONTHS	
34	BAGAY	RUFO		ANDOHON	Water Maintenance General Foreman	Permanent	40,637.00	10/17/1978	12 MONTHS	
35	BAGUHIN	AZENETH		CAINGLES	Principal Engineer D	Permanent	46,008.00	08/18/2009	12 MONTHS	
36	BAGUIO	KEN		BARANDA	Cashier C	Permanent	22,938.00	08/01/2015	12 MONTHS	
37	BAHIAN	JOVELYN		SALUTA	Corporate Budget Analyst B	Permanent	22,938.00	07/18/2011	12 MONTHS	
38	BAHIAN	PAUL WISMAN		TOMAROY	Utility Worker A	Permanent	12,952.00	10/01/1997	12 MONTHS	
39	BALABA	JUANITO		REMLISAN	Water/Sewerage Maintenance Man C	Permanent	13,729.00	04/01/1992	12 MONTHS	
40	BARANGOT	CHRISTOPHER		LAGUNAY	Welder A	Temporary	16,758.00	02/01/2018	12 MONTHS	

page 19 of 19



CAGAYAN DE ORO CITY WATER DISTRICT

Corrales Avenue, Cagayan de Oro City

PERSONNEL INVENTORY AS OF DECEMBER 31, 2019

	NAME OF EMPLOYEE				DESIGNATION	NATURE OF EMPLOYMENT	RATE PER MONTH	DATE OF EMPLOYMENT	EMPLOYED DURING THE YEAR	REMARKS
	LAST NAME	FIRST NAME	SUFFIX	MIDDLE NAME						
41	BARATAS	EDUARDO		DATAHAN	Water Sewerage Maintenance Man B	Permanent	15,545.00	10/22/1992	12 MONTHS	
42	BARLISAN	TAHITA RENZA		LAGMAN	Customer Service Assistant C	Permanent	16,758.00	01/16/2019	12 MONTHS	
43	BARON	ERNESTO		DIAZ	Water/Sewerage Maintenance Man C	Permanent	13,214.00	01/16/2019	12 MONTHS	
44	BASALAN	FATIMA		AUTOR	Corporate Account Analyst	Permanent	25,232.00	07/28/1998	12 MONTHS	
45	BATAR	GWENDOLYN		PADERANGA	Department Manager A	Permanent	109,197.00	09/27/1979	12 MONTHS	
46	BATAR	BIENVENIDO	JR.	VELEZ	General Manager	Permanent	137,195.00	07/22/1982	12 MONTHS	
47	BAYRON	CIRILE		TAYPA	Water/Sewerage Maintenance Man C	Permanent	13,521.00	02/01/1995	12 MONTHS	
48	BELEN	JUSTINE NICOLE		CONCEPCION	Records Assistant	Permanent	16,758.00	01/16/2019	12 MONTHS	
49	BELLO	LIBERTINE		RETIRADO	Senior Financial Planning Analyst	Permanent	30,531.00	12/01/1992	12 MONTHS	
50	BERNADEZ	ANTONIO		MACALAM	Reproduction Machine Operator A	Permanent	15,738.00	10/10/1994	12 MONTHS	
51	BERNARDO	MANUEL		REMONDE	Water Resources Facilities Operator A	Permanent	16,910.00	09/08/1993	12 MONTHS	
52	BONAYOG	DONY		PAASA	Water Resources Facilities Operator A	Permanent	16,758.00	06/06/1994	12 MONTHS	
53	BONDAL	MARITEL		DAING	Supervising Property/Supply Officer	Permanent	40,637.00	08/08/1984	12 MONTHS	
54	BONGABONG	ANECITA		POLINAR	Financial Planning Specialist B	Permanent	42,165.00	04/01/1983	12 MONTHS	
55	BONGCAYAO	CHARLES		BERDOL	Sr. Water Resources Facilities Optr A	Permanent	20,051.00	08/23/1990	12 MONTHS	
56	BONOTAN	SUSAN		MALAZARTE	Division Manager A	Permanent	84,767.00	09/25/1982	12 MONTHS	
57	BONSILAO	RODOLFO	JR.	BAGTASOS	Senior Plant Electrician	Permanent	28,099.00	09/28/1999	12 MONTHS	
58	BONSILAO	RUBEN		BAGTASOS	Plant Mechanic B	Permanent	19,394.00	02/14/2005	12 MONTHS	
59	BORJA	SALLY		GUCE	Administrative Services Chief B	Permanent	45,269.00	01/04/1999	12 MONTHS	
60	BRUCE	ROMMEL JIM		OTADOY	Customer Service Assistant A	Permanent	22,938.00	09/23/1999	12 MONTHS	
61	BUTRON	LYNDON		DACLAN	Division Manager A	Permanent	84,767.00	02/03/1992	12 MONTHS	
62	CABACTULAN	LINDA		DAHINO	Customer Services Officer A	Permanent	34,847.00	02/08/1989	12 MONTHS	
63	CABAHUG	JOJIE MAY		BIGCAS	Customer Service Officer A	Permanent	33,584.00	10/29/2013	12 MONTHS	
64	CABALLERO	ABNER		SALVADOR	Driver	Permanent	13,941.00	11/13/1978	12 MONTHS	
65	CABALLERO	BERNABE		SALVADOR	Welder B	Permanent	15,664.00	02/02/1979	12 MONTHS	
66	CABANAZ	CAMILO		VALLEJOS	Senior Water Utilities Management Officer	Permanent	40,637.00	06/08/1993	12 MONTHS	
67	CABARABAN	SIGMUND		HORA	Water Utilities Management Officer A	Permanent	33,584.00	05/16/2016	12 MONTHS	
68	CABAÑEZ	EMILIO		DAYATA	Driver	Permanent	13,941.00	10/18/1978	12 MONTHS	Retired: 12/31/2019
69	CABATUAN	JAN CARLO		PACULAN	Engineer A	Permanent	27,755.00	12/01/2016	12 MONTHS	
70	CABILOGAN	JEROME		LARODA	Supervising Carpenter	Temporary	17,975.00	11/17/2009	12 MONTHS	
71	CABUNOC	LIOVIR		JACUTIN	Customer Service Officer B	Permanent	27,755.00	09/07/2015	12 MONTHS	
72	CABUNOC	VIRGIE		JACUTIN	Collection Officer	Permanent	33,279.00	03/12/1984	12 MONTHS	
73	CAJELLA	ALEXANDER		SANCHEZ	Water Maintenance Man C	Permanent	13,625.00	01/14/1993	12 MONTHS	
74	CAINGLES	ARNOLD CHRISTOPHER		GUINITARAN	Senior Engineer A	Permanent	33,584.00	08/01/2015	12 MONTHS	
75	CALALIN	RAMON		ANINO	Water Maintenance Man C	Permanent	13,941.00	05/15/1991	12 MONTHS	
76	CAPARIDA	CHERIEL		CLAUDEL	Senior Corporate Accountant C	Permanent	40,637.00	11/15/2014	12 MONTHS	
77	CAPISTRANO	KAREN		OBJERO	Storekeeper A	Permanent	20,754.00	01/16/2015	12 MONTHS	
78	CARANG-CARANG	PANFILO		BALCURSA	Water Maintenance Head	Permanent	36,606.00	05/01/1978	8 MONTHS & 3 DAYS	Retired: 9/3/2019
79	CARILLO	AGUSTIN		BABAYLAN	Water Maintenance Man B	Permanent	15,664.00	06/08/1981	12 MONTHS	
80	CASEÑAS	JOSEPH		DELIGERO	Procurement Officer B	Permanent	30,531.00	05/02/2011	12 MONTHS	

page 17 of

ANNEX C



CAGAYAN DE ORO CITY WATER DISTRICT

Corrales Avenue, Cagayan de Oro City

PERSONNEL INVENTORY AS OF DECEMBER 31, 2019

	NAME OF EMPLOYEE				DESIGNATION	NATURE OF EMPLOYMENT	RATE PER MONTH	DATE OF EMPLOYMENT	EMPLOYED DURING THE YEAR	REMARKS
	LAST NAME	FIRST NAME	SUFFIX	MIDDLE NAME						
81	CASENAS	REUBEN		EBALLE	Water/Sewerage Maintenance Man C	Permanent	13,214.00	09/01/2014	12 MONTHS	
82	CASTIGON	ANNILYN		GORRES	Engineering Assistant A	Permanent	19,233.00	02/01/2018	12 MONTHS	
83	CASTRO	ANTHONY		VEDRA	Water Utilities Management Officer A	Permanent	33,584.00	01/01/2013	12 MONTHS	
84	CAUMBAN	LENARESA		PADSING	Environmental Analyst	Permanent	22,938.00	01/16/2017	12 MONTHS	
85	CENA	JOSEPH		SUPREMO	Utility Worker A	Permanent	12,466.00	09/02/1993	12 MONTHS	
86	CERIALES	CHARLYN		BOLANIO	Internal Control Assistant A	Permanent	19,233.00	05/16/2018	12 MONTHS	
87	CHAN	JEANNIE		ELMIDO	Sr. Data Encoder Controller	Permanent	21,619.00	04/01/1992	12 MONTHS	
88	CHAN	GARY NICHOLO		GALES	Sr. Computer Services Programmer	Permanent	36,606.00	04/03/1989	12 MONTHS	
89	CHIONG	FRANCES		CHATTO	Corporate Budget Specialist A	Permanent	42,185.00	09/22/1986	12 MONTHS	
90	CHIONG	ALLAN		DAANOY	Water Maintenance Head	Permanent	40,637.00	03/04/1996	12 MONTHS	
91	CHIONG	DANILO		VALLAR	Water Maintenance Man A	Permanent	17,848.00	05/13/1981	1 MONTH & 10 DAYS	Retired: 2/10/2019
92	CHIONG	EDITHO		VALLAR	Water Maintenance Man C	Permanent	13,625.00	09/02/1993	12 MONTHS	Retired: 12/31/2019
93	CHIU	VANESSA		ACENAS	Supervising Collection Officer	Permanent	45,269.00	05/08/2006	12 MONTHS	
94	COLANCE	ALEX		BALUCAN	Water/Sewerage Maintenance Man B	Permanent	14,847.00	07/14/1997	12 MONTHS	
95	COMING	NIÑO		JADAP	Building Electrician B	Temporary	14,847.00	05/01/2017	12 MONTHS	
96	CORRIGEDOR	EDUARDO		BAHIA	Water Resources Facilities Optr B	Permanent	14,961.00	08/07/1994	9 MONTHS & 24 DAYS	Deceased: 10/24/2019
97	CORTEZ	ROGELIO		ANDRIANO	Utility Worker A	Permanent	12,952.00	01/24/1994	7 MONTHS	
98	CUARESMA	VINCY JANE		POLINAR	Minutes and Agenda Officer	Permanent	20,754.00	12/01/2015	12 MONTHS	
99	CUERQUIS	EDZEL		DIAZ	Water/Sewerage Maintenance Man C	Permanent	13,214.00	11/04/1994	12 MONTHS	
100	DABA	GERALDINE		YRASTORZA	Computer Services Chief B	Permanent	44,294.00	04/27/1982	12 MONTHS	
101	DACER	LARRY		ROSAL	Senior Customer Service Officer B	Permanent	41,140.00	06/28/1994	12 MONTHS	
102	DADULAS	MARITES		UY	Clerk Processor B	Permanent	15,664.00	02/22/1988	12 MONTHS	
103	DAGASDAS	ROMEO		ACERO	Water Maintenance Man C	Permanent	13,835.00	05/15/1991	12 MONTHS	
104	DAGONDON	GIL EVAN		OLARTE	Water Resources Facilities Optr A	Permanent	16,910.00	06/16/1969	12 MONTHS	
105	DAGUIMOL	GEORGE		DOLUMBAL	Water Resources Facilities Optr B	Permanent	16,758.00	02/14/2005	12 MONTHS	
106	DAIGDIGAN	ALAN		BERONIO	Senior Instrument Technician B	Permanent	20,754.00	01/24/1994	12 MONTHS	
107	DAISOG	ALBERTO		CAGNA-AN	Water/Sewerage Maintenance Man A	Permanent	16,758.00	11/07/1978	12 MONTHS	
108	DAYA	RICKY		FUENTES	Water Maintenance Man B	Permanent	33,584.00	08/14/1995	12 MONTHS	
109	DEDICATORIA	FLORENCE		TEJADA	Clerk Processor C	Permanent	13,941.00	08/22/1978	12 MONTHS	
110	DEDICATORIA	BERNARDO	JR	TEJADA	Water/Sewerage Maintenance Man C	Permanent	13,214.00	09/16/2016	12 MONTHS	
111	DELFINO	ARTEMIO		ROMA	Water Maintenance Man B	Permanent	16,758.00	06/24/1993	12 MONTHS	
112	DELIMA	JUDEE		PONG	Liaison Aide	Permanent	13,521.00	12/05/1995	12 MONTHS	
113	DELOSO	SWEETSELL		TONGCO	Secretary B	Permanent	15,738.00	01/16/2019	12 MONTHS	
114	DELSOCORA	JONLY		PAYLA	Utility Worker A	Permanent	12,466.00	05/16/2016	12 MONTHS	
115	DESEO	MARIA VIANNEY		UBALDE	Senior Engineer A	Permanent	33,584.00	09/15/2014	12 MONTHS	
116	DEVELOSO	AGALUNA		CABLINDA	Division Manager A	Permanent	84,767.00	07/26/1983	12 MONTHS	
117	DIAZ	QUENNY EARL		JACCOB	Senior Corporate Accountant C	Permanent	33,584.00	05/16/2016	12 MONTHS	
118	DIAZ	VIRGINIA		JACOB	Supervising Materials Planning Officer	Permanent	46,008.00	01/16/1989	12 MONTHS	
119	DIAZ	QUENNY EARL		JACOB	Senior Corporate Accountant C	Permanent	33,584.00	05/16/2016	12 MONTHS	
120	DOROMAL	JOFRAN		PEPITO	Customer Service Officer A	Permanent	33,584.00	10/20/1999	12 MONTHS	

page 18 of



CAGAYAN DE ORO CITY WATER DISTRICT

Corrales Avenue, Cagayan de Oro City

PERSONNEL INVENTORY AS OF DECEMBER 31, 2019

	NAME OF EMPLOYEE				DESIGNATION	NATURE OF EMPLOYMENT	RATE PER MONTH	DATE OF EMPLOYMENT	EMPLOYED DURING THE YEAR	REMARKS
	LAST NAME	FIRST NAME	SUFFIX	MIDDLE NAME						
121	DULDOCO	BERDEN		DILAG	Utility Worker A	Permanent	12,466.00	01/16/2015	12 MONTHS	
122	DUMALE	RAUL		BUCHAN	Customer Service Officer A	Permanent	33,584.00	01/22/1996	12 MONTHS	
123	DY	ELIEZER		LABUSTRO	Water Utilities Management Officer A	Permanent	33,584.00	09/16/2016	12 MONTHS	
124	EBABACOL	REY		ANGELES	Customer Service Assistant A	Permanent	25,003.00	09/28/1982	5 MONTHS	Retired: 6/1/2019
125	EBARAT	MA. ROWENA		VIRTUHAZO	Customer Service Officer A	Permanent	33,584.00	03/02/1995	12 MONTHS	
126	EBARAT	DOMINGO	JR.	CABALLERO	Senior Instrument Technician	Permanent	21,038.00	07/06/1998	12 MONTHS	
127	EBDALIN	ALFRED		CAGAANAN	Water/Sewerage Maintenance Man C	Permanent	13,214.00	05/16/2016	12 MONTHS	
128	EBORA	ABRAHAM		SALCEDO	Customer Service Assistant A	Permanent	25,003.00	03/17/1980	1 MONTH	Retired: 2/1/2019
129	ECHANO	MOSES		MARTIR	Principal Engineer D	Permanent	46,759.00	03/09/1995	12 MONTHS	
130	EGARGO	AMALIA		MARTINEZ	Customer Service Officer A	Permanent	33,584.00	10/23/1978	12 MONTHS	
131	EMPLEO	JENNIE		LUCILLA	Principal Engineer D	Permanent	46,008.00	07/19/2004	12 MONTHS	
132	ENGBINO	NOLAN		RAJAL	Water/Sewerage Maintenance Man C	Permanent	13,214.00	01/15/2003	12 MONTHS	
133	EÑOLA	EDGAR		IDOL	Clerk Processor B	Permanent	15,426.00	1/3/1996	10 MONTHS & 14 DAYS	Deceased: 11/14/2019
134	ESPERAS	ELMER		AMBE	Welder B	Permanent	15,192.00	02/15/1996	12 MONTHS	
135	ESPINOSA	ABNER		PACUMA	Precision Instrument Repair & Maintenance Serv. Chief	Temporary	30,531.00	01/08/1992	12 MONTHS	
136	ESTAÑO	ANNABELLE		DEL PUERTO	Division Manager A	Permanent	84,767.00	05/22/1981	12 MONTHS	
137	ESTAÑO	JULIETO		PASTOR	Sr. Water Resources Facilities Optr A	Permanent	20,387.00	11/27/1985	12 MONTHS	
138	ESTAÑO	LONDON		DEL PUERTO	Senior Engineer A	Permanent	33,584.00	09/15/2014	12 MONTHS	
139	ESTONILO	DANILO		GALLETES	Water Maintenance Man C	Permanent	13,941.00	06/14/1993	12 MONTHS	
140	ESTRADA	PETER	JR.	PACANA	Sr. Customer Service Officer	Permanent	41,650.00	07/12/1994	12 MONTHS	
141	EVANGELISTA	ALLAN		SERBITO	Senior Engineer A	Permanent	33,584.00	02/01/2017	12 MONTHS	
142	FELICILDA	CHARLITO		MABAYLAN	Utility Worker A	Permanent	13,214.00	10/01/1997	12 MONTHS	
143	FERIDO	RHONA KIM		UBAY-UBAY	Principal Engineer D	Permanent	45,269.00	09/01/2014	12 MONTHS	
144	FERNANDO	ROEL		ABRATIGUIN	Housekeeping Services Assistant	Permanent	14,961.00	07/01/1992	12 MONTHS	
145	FINNEMORE	EIJELYN		LARANIO	Property/Supply Assistant B	Permanent	16,758.00	05/01/2017	12 MONTHS	
146	FLOIRENDO	CECILE		ALCANTARA	Supervising Industrial Relations Mgt Officer B	Permanent	45,269.00	1/25/1999	12 MONTHS	
147	FLORES	ADELFA		LIM	Division Manager A	Permanent	84,767.00	09/13/1979	12 MONTHS	
148	FLORES	VERNIE		ACLAO	Water Maintenance Man A	Permanent	17,848.00	08/08/1978	3 MONTHS & 16 DAYS	Retired: 4/16/2019
149	FRIAS	JILDRETH		PADINIT	Principal Engineer D	Permanent	45,269.00	10/29/2013	12 MONTHS	
150	GABATO	RONALD		TAYTAY	Utility Worker A	Permanent	12,952.00	07/21/1997	12 MONTHS	
151	GABUTAN	JASON		ABONITALLA	Heavy Equipment Operator	Temporary	17,975.00	09/01/2018	12 MONTHS	
152	GAID	RUEL		BONALOS	Water/Sewerage Maintenance Man A	Permanent	16,758.00	08/06/1999	12 MONTHS	
153	GALARIO	NILO		ORDINAN	Water/Sewerage Maintenance Man A	Permanent	16,910.00	01/08/1992	12 MONTHS	
154	GALARRITA	REYVIC		PALASAN	Senior Internal Control Officer A	Permanent	40,637.00	02/10/1997	12 MONTHS	
155	GALLARDO	DESIDERIO		INFIESTO	Water/Sewerage Maintenance Man C	Permanent	13,521.00	04/04/1994	12 MONTHS	
156	GALLEGO	ANGELITA		SAN JUAN	Water/Sewerage Maintenance Man C	Permanent	13,941.00	07/04/1994	12 MONTHS	
157	GALLEGO	FERDINAND		SABEJON	Customer Service Assistant E	Permanent	13,941.00	11/16/1988	12 MONTHS	
158	GALOLO	JANEL DIONNE		YAMUT	Cashier D	Permanent	19,233.00	05/01/2017	12 MONTHS	
159	GAMBOA	FARAH ELIZABETH		BAUTISTA	Quality Control Officer	Permanent	44,294.00	05/17/1981	5 MONTHS & 3 DAYS	Retired: 6/3/2019

page 9 of



CAGAYAN DE ORO CITY WATER DISTRICT

Corrales Avenue, Cagayan de Oro City

PERSONNEL INVENTORY AS OF DECEMBER 31, 2019

	NAME OF EMPLOYEE				DESIGNATION	NATURE OF EMPLOYMENT	RATE PER MONTH	DATE OF EMPLOYMENT	EMPLOYED DURING THE YEAR	REMARKS
	LAST NAME	FIRST NAME	SUFFIX	MIDDLE NAME						
160	GAMOLO	VICENTE		DEIPARINE	Water Resources Facilities Operator A	Temporary	16,758.00	04/24/2006	12 MONTHS	
161	GARCIA	CHRISTIAN		DAGUIT	Auto Mechanic C	Temporary	13,214.00	01/16/2019	12 MONTHS	
162	GAZO	JOVITO		AYOD	Plant Electrician B	Temporary	19,233.00	04/24/2006	12 MONTHS	
163	GEMOTO	JIGGER		ESTANOL	Plant Mechanic B	Temporary	19,233.00	04/24/2006	12 MONTHS	
164	GENTILES	DORIS		BAJE	Customer Service Assistant A	Permanent	22,938.00	05/13/1993	12 MONTHS	
165	GIMENA	JULIUS		BASADRE	Water Utilities Management Officer A	Permanent	33,584.00	09/16/2016	12 MONTHS	
166	GO	PABLO	JR.	ROSALIJOS	Water/Sewerage Maintenance Man C	Permanent	13,214.00	11/15/2017	12 MONTHS	
167	GODORNES	DIXTON		GRANADA	Water/Sewerage Maintenance Man C	Permanent	13,214.00	11/15/2017	12 MONTHS	
168	GOYLAN	EDGARDO		PALMA	Senior Auto Mechanic	Temporary	19,233.00	04/04/1994	12 MONTHS	
169	GUINITARAN	ERWIN		JABOL	Driver	Permanent	13,214.00	07/01/1994	12 MONTHS	
170	GULIGADO	FERDINAND		GALARPE	Senior Instrument Technician	Temporary	20,754.00	03/11/1992	12 MONTHS	
171	HALIBAS	ROCEL		LOYOLA	Data Encoder Controller	Permanent	19,233.00	06/26/1990	12 MONTHS	
172	HANGINAN	WEBSTER GERALD		BANGOY	Senior Water Resources Facilities Operator A	Permanent	19,233.00	01/13/1997	12 MONTHS	
173	HAOS	AILEEN		BAYRON	Senior Laboratory Technician	Temporary	22,938.00	08/01/2015	12 MONTHS	
174	HITUTUANE	EDUARDO		TABIGUE	Water Maintenance Man C	Permanent	13,729.00	06/24/1992	12 MONTHS	
175	IBARRA	ALADIN		BANUAG	Sr. Water Utilities Management Officer A	Permanent	42,165.00	01/21/1992	12 MONTHS	
176	IBAYA	VIDIAMOR		ABREA	Sr. Cashier	Permanent	42,165.00	09/06/1988	12 MONTHS	
177	JABLA	GOLDENA		AGCOPRA	Customer Service Assistant C	Permanent	17,848.00	05/01/1980	12 MONTHS	
178	JABLA	GOLDA MAR		AGCOPRA	Water Resources Facilities Operator B	Temporary	14,847.00	06/07/2007	12 MONTHS	
179	JAMERO	ANNIE		LABITAD	Senior Customer Service Officer	Permanent	42,688.00	08/01/1990	12 MONTHS	
180	JAMERO	JOEL		BACUS	Principal Engineer D	Permanent	46,008.00	12/18/1996	12 MONTHS	
181	JAMES	ALCRIS		PAGARAN	Water/Sewerage Maintenance Man C	Permanent	13,214.00	06/01/2017	12 MONTHS	
182	JOAQUIN	CRIS REY		GALINEA	Draftsman A	Permanent	16,910.00	09/01/2009	12 MONTHS	
183	JUDITH	MARIA NANETH		FACTURA	Public Relations Officer A	Permanent	30,531.00	03/25/2010	12 MONTHS	
184	JUDITH	JEFFERSON		KIUNISALA	Administration Services Assistant C	Permanent	16,758.00	01/16/2019	12 MONTHS	
185	JUNTONG	ARCANGEL		LAGNAS	Plant Helper C	Permanent	13,941.00	03/16/1992	2 MONTHS & 24 DAYS	Retired:3/24/2019
186	KIUNISALA	MARY ROSE		ARRIOLA	Storekeeper B	Permanent	22,936.00	06/21/2007	12 MONTHS	
187	LABIS	ALEJANDRITO		OBSIOMA	Utility Worker A	Permanent	12,466.00	06/06/1994	12 MONTHS	
188	LABITAD	MARIAN		CABABARROS	Internal Control Assistant A	Permanent	19,233.00	05/01/2017	12 MONTHS	
189	LACAYA	VEVENCIO	JR.	CASEÑAS	Instrument Technician A	Temporary	16,758.00	03/11/1991	12 MONTHS	
190	LADERA	NIEVA		ADOR	Division Manager A	Permanent	84,767.00	03/15/1993	12 MONTHS	
191	LAGO	RICKY		PAASA	Utility Worker B	Permanent	11,068.00	08/13/1998	12 MONTHS	
192	LAGO	STEVE		TABOCLAON	Water Maintenance Man C	Permanent	13,941.00	05/15/1991	12 MONTHS	
193	LAO	CAROLINA		BACONGA	Department Manager A	Permanent	109,197.00	03/19/1986	12 MONTHS	
194	LARANJO	SULDIE		DAPANAS	Department Manager A	Permanent	107,444.00	01/16/1989	12 MONTHS	
195	LAREDE	ROMEO		RICO	Auto Repair Foreman	Permanent	30,253.00	10/28/1982	12 MONTHS	
196	LEGASPI	OLIVER MARIO		MONSANTO	Light Equipment Operator	Permanent	15,664.00	01/09/1989	12 MONTHS	
197	LIM	GIBSON		MABANSAG	Customer Service Officer B	Permanent	27,755.00	06/07/2007	12 MONTHS	
198	LINAAC	ELEZAR		JACUTIN	Assaitant General Manager	Permanent	121,411.00	04/13/1981	12 MONTHS	

page 20 of



CAGAYAN DE ORO CITY WATER DISTRICT

Corrales Avenue, Cagayan de Oro City

PERSONNEL INVENTORY AS OF DECEMBER 31, 2019

	NAME OF EMPLOYEE				DESIGNATION	NATURE OF EMPLOYMENT	RATE PER MONTH	DATE OF EMPLOYMENT	EMPLOYED DURING THE YEAR	REMARKS
	LAST NAME	FIRST NAME	SUFFIX	MIDDLE NAME						
199	LLENAS	MARIBETH		MARMITA	Materials Planning/Procurement Officer A	Permanent	33,584.00	01/21/2010	12 MONTHS	
200	LOBIDO	ERWIN		LA VICTORIA	Water Resources Facilities Optr A	Permanent	19,233.00	10/02/1995	12 MONTHS	
201	LOMOLJO	DIOVIR ADRIAN		CARACHO	Customer Service Assistant E	Permanent	13,214.00	01/16/2019	12 MONTHS	
202	LONJOY	GRACE ANGELI		GONZALES	Senior Computer Services Programmer	Permanent	34,000.00	10/01/2009	12 MONTHS	
203	MAAGAD	GERRY		BANUAG	Division Manager A	Permanent	83,406.00	03/19/1986	12 MONTHS	
204	MACALOLOT	ANNALYN		FLORENDO	Senior Research Analyst A	Permanent	33,584.00	05/16/2011	12 MONTHS	
205	MACMANG	MARLUNA		MONTESA	Technical Assistant A	Permanent	66,385.00	07/24/1997	12 MONTHS	
206	MADRIGAL	ISIDRO	JR.	YOUNG	Water/Sewerage Maintenance Head	Permanent	33,584.00	01/25/1994	12 MONTHS	
207	MADRIGAL	BRYAN IAN		CAHOY	Customer Service Assistant C	Permanent	16,758.00	01/25/1994	12 MONTHS	
208	MAGALLANES	PEDRO		GAYLA	Water Maintenance Man A	Permanent	17,688.00	6/26/1978	4 MONTHS	Retired: 5/1/2019
209	MAGHANOY	SHEILA MAE		INTUD	Property/Supply Assistant B	Permanent	16,758.00	01/16/2019	12 MONTHS	
210	MAGNA	GERMAN		CUAY	Water Resources Facilities Operator A	Permanent	16,758.00	01/22/1996	12 MONTHS	
211	MAGRIÑA	JOSEPH		ABALDE	Customer Service Officer B	Permanent	27,755.00	07/15/2014	12 MONTHS	
212	MASANGCAY	FELIX JOEY		MADDELA	Senior Office Equipment Technician A	Permanent	24,697.00	11/04/1999	12 MONTHS	
213	MELLIJOR	PABLO		MAHUMOT	Utility Worker A	Permanent	12,952.00	8/6/1993	12 MONTHS	
214	MINDAJAO	VINCENT		MADRONERO	Water/Sewerage Maintenance Head	Permanent	33,584.00	04/12/1994	12 MONTHS	
215	MIRAMONTE	RUSSEL		OLOROCISIMO	Clerk Processor B	Permanent	14,847.00	08/07/2017	12 MONTHS	
216	MIRASOL	NEPTALIE		RIFAMONTE	Water/Sewerage Maintenance Man A	Permanent	16,758.00	08/01/2015	12 MONTHS	
217	MISO	ANTHONY EZEKIEL		ESTOQUE	Customer Service Assistant B	Permanent	19,233.00	02/15/2018	12 MONTHS	
218	MULAWAN	EMMANUEL		CAÑUSA	Senior Draftsman	Permanent	22,829.00	07/04/1990	12 MONTHS	
219	MUTIA	LILIBETH		ABIAN	Customer Service Officer A	Permanent	34,421.00	03/07/1995	12 MONTHS	
220	NAGAC	WELGARY		ANGELES	Water/Sewerage Maintenance Man C	Permanent	13,414.00	05/01/2017	12 MONTHS	
221	NAJEAL	EDNA		SALAZAR	Division Manager A	Permanent	84,767.00	05/23/1994	12 MONTHS	
222	NAMOCOT	NORIAN		CANTON	Cashier A	Permanent	33,584.00	01/10/1994	12 MONTHS	
223	NAPONE	TEODORO		DALAGAN	Housekeeping Services Assistant	Permanent	15,192.00	09/08/1982	12 MONTHS	
224	NAVARRO	ANALE		CABUSOG	Liaison Aide	Permanent	13,521.00	12/05/1995	12 MONTHS	
225	NAVARRO	JESUS		CABUSOG	Water/Sewerage Maintenance Man C	Permanent	13,214.00	01/16/2019	12 MONTHS	
226	NERI	CARLITO		BALAURO	Corporate Budget Officer C	Permanent	25,232.00	02/28/2010	12 MONTHS	
227	NERI	SHARON		CHIONG	Supervising Records Officer	Permanent	40,637.00	02/10/1999	12 MONTHS	
228	NERI	JEZA IRISH		MEDIANTE	Industrial Nurse	Permanent	19,233.00	01/01/2017	8 MONTHS & 2 DAYS	Resigned: 9/2/2019
229	NERI	JOY TERESA		GABE	Senior Quality Control Inspector	Permanent	35,279.00	09/22/1983	5 MONTHS	Retired: 6/1/2019
230	NG	JANET		GUEVARA	Supervising Data Analyst Controller	Permanent	40,267.00	04/08/1981	12 MONTHS	
231	NG	WILFREDO	JR.	GUEVARA	Senior Engineer A	Permanent	33,584.00	10/01/2015	12 MONTHS	
232	NOBLE	SANDRA		DAING	Data Encoder Controller	Permanent	19,233.00	01/02/1992	12 MONTHS	
233	OCCENA	ENRIQUE		DACULOS	Sr. Water Resources Facilities Optr A	Permanent	20,051.00	05/27/1991	12 MONTHS	
234	OCCENA	DARRYL FRANCIS		JABAR	Water Utilities Management Officer A	Permanent	33,584.00	01/16/2017	12 MONTHS	
235	OGATES	DANILO		ABAN	Welder A	Temporary	16,758.00	01/16/2019	12 MONTHS	
236	OLEGARIO	ELISA		NADUMA	Senior Accounting Processor A	Permanent	23,222.00	04/08/1992	12 MONTHS	
237	OLVIDA	JUDY		LIM	Data Analyst Controller	Permanent	25,232.00	05/02/2011	12 MONTHS	
238	ONDAP	MICHELLE ANNE		GIMENO	Customer Service Assistant C	Permanent	16,758.00	01/16/2019	12 MONTHS	

page 21 of



CAGAYAN DE ORO CITY WATER DISTRICT
Corrales Avenue, Cagayan de Oro City

PERSONNEL INVENTORY AS OF DECEMBER 31, 2019

	NAME OF EMPLOYEE				DESIGNATION	NATURE OF EMPLOYMENT	RATE PER MONTH	DATE OF EMPLOYMENT	EMPLOYED DURING THE YEAR	REMARKS
	LAST NAME	FIRST NAME	SUFFIX	MIDDLE NAME						
239	ORCAJO	RONALD REY		BAAL	Building Electrician B	Temporary	14,847.00	01/16/2019	12 MONTHS	
240	OREDINA	JOSEPH LOU		CUIZON	Transport Officer A	Permanent	30,909.00	07/18/2011	12 MONTHS	
241	ORLANDA	EMMANUEL		MABANTA	Water/Sewerage Maintenance Head	Permanent	33,584.00	01/13/1997	12 MONTHS	
242	ORTEGA	HEATHCLIFF		BARCERAS	Customer Service Officer B	Permanent	27,755.00	05/16/2016	12 MONTHS	
243	ORTEGA	MA. FE		MORALES	Cashier B	Permanent	27,755.00	03/14/1997	12 MONTHS	
244	PAAYAS	CRISTINO		OLEGARIO	Water Maintenance Man C	Permanent	13,941.00	01/24/1990	12 MONTHS	
245	PABILLARAN	ANTONIO		PASALLA	Water Maintenance Head	Permanent	34,421.00	03/11/1991	12 MONTHS	
246	PABILLARAN	KENNY JEAN		APAL	Cashier D	Permanent	19,233.00	09/01/2016	12 MONTHS	
247	PABORALINAN	RENE BOY		BASADRE	Water/Sewerage Maintenance Head	Permanent	33,584.00	04/19/1994	12 MONTHS	
248	PACTOLERIN	LORETO	JR.	JADAP	Painter B	Permanent	13,052.00	04/07/1994	12 MONTHS	
249	PACUBAS	MICHAEL		MURILLO	Water/Sewerage Maintenance Man C	Permanent	13,214.00	05/02/1994	12 MONTHS	
250	PAIGALAN	ERLITO		BRUCE	Customer Service Assistant C	Permanent	17,848.00	04/10/1984	12 MONTHS	
251	PARREL	MICHAEL		CAMANOCAN	Sr. Water Resources Facilities Optr A	Permanent	19,394.00	01/15/1992	12 MONTHS	
252	PAYLA	ERWIN		OBSIOMA	Water/Sewerage Maintenance Man C	Permanent	13,214.00	10/03/1994	12 MONTHS	
253	PELISCO	PERCY		GINGONE	Customer Service Assistant A	Permanent	23,222.00	03/11/1983	5 MONTHS & 26 DAYS	Retired: 6/26/2019
254	PEPITO	ATANCIO		GINGONE	Customer Service Assistant D	Permanent	22,938.00	11/22/1996	12 MONTHS	
255	PETERE	PEDRO		TENIO	Water/Sewerage Maintenance Man C	Permanent	13,521.00	08/01/1995	12 MONTHS	
256	PLATITAS	TITO		ELUMBARING	Plant Helper C	Permanent	13,835.00	06/14/1993	12 MONTHS	
257	QUIBLAT	MARISSA		CUAY	Senior Internal Control Officer A	Permanent	44,294.00	03/30/1987	12 MONTHS	
258	RAMIRO	MARISA MAY		LUGA	Cashier A	Permanent	33,584.00	10/16/1991	12 MONTHS	
259	RAMONAL	BERNIE		CABLINDA	Water Resources Facilities Operator B	Temporary	14,847.00	06/28/2007	12 MONTHS	
260	RAMOSO	LYNDON		LACKER	Senior Engineer A	Permanent	36,159.00	08/05/1995	12 MONTHS	
261	RAMOSO	CHARLYN		JAVIER	Cashier D	Permanent	19,233.00	05/01/2017	12 MONTHS	
262	RANA	FEB CLEP		BAUTISTA	Water/Sewerage Maintenance Man C	Permanent	13,214.00	01/16/2019	12 MONTHS	
263	RANA	VINCENT ALFIE		BAUTISTA	Instrument Technician A	Temporary	16,758.00	08/01/2015	12 MONTHS	
264	RAPIRAP	RUEL		ANAY	Customer Service Officer B	Permanent	27,755.00	08/01/2001	12 MONTHS	
265	RATUNIL	MARK		JANOG	Senior Water Maintenance Man A	Permanent	22,938.00	07/19/1995	12 MONTHS	
266	REALISTA	ZALDY		GAMAYA	Driver	Permanent	13,941.00	01/15/1993	12 MONTHS	
267	RECTO	OMELFA		CASIÑO	Assitant General Manager	Permanent	121,411.00	08/01/1977	12 MONTHS	
268	REQUINO	JOSE	JR.	POLLEROS	Auto Mechanic C	Permanent	13,729.00	07/28/1998	12 MONTHS	
269	REYES	KHYRYLL MAE		ARBON	Senior Engineer A	Permanent	33,584.00	11/01/2013	12 MONTHS	
270	RIVERA	RODRIGO		PAUROM	Water/Sewerage Maintenance Man A	Permanent	16,758.00	09/04/1990	12 MONTHS	
271	ROA	RAYMOND		RAMIRO	Senior Water Utilities Mgrnt Officer	Permanent	44,294.00	12/08/1986	12 MONTHS	
272	ROA	JEROME		ENTERINA	Water Resources Facilities Operator B	Permanent	14,961.00	04/24/2006	12 MONTHS	
273	RODA	GEEMARIE GRACE		ALINGAL	Research Assistant B	Permanent	16,758.00	07/08/2017		
274	RODRIGUEZ	JASMIN		AMPIT	Sr. Material Planning Officer	Permanent	38,332.00	09/26/1983	12 MONTHS	
275	RODRIGUEZ	ROLLY		ECHEM	Driver	Permanent	13,214.00	08/02/2001	12 MONTHS	
276	ROMERO	ROGELYN		BELCIRA	Cashier C	Permanent	22,938.00	05/19/2011	12 MONTHS	
277	ROSETE	GROMICO		SAARENAS	Precision Instrument Repair & Maintenance Serv. Chief	Temporary	30,531.00	04/26/1989	12 MONTHS	

page 11 of



CAGAYAN DE ORO CITY WATER DISTRICT

Corrales Avenue, Cagayan de Oro City

PERSONNEL INVENTORY AS OF DECEMBER 31, 2019

	NAME OF EMPLOYEE				DESIGNATION	NATURE OF EMPLOYMENT	RATE PER MONTH	DATE OF EMPLOYMENT	EMPLOYED DURING THE YEAR	REMARKS
	LAST NAME	FIRST NAME	SUFFIX	MIDDLE NAME						
					Property/Supply Officer B	Permanent	22,938.00	09/16/2018	12 MONTHS	
278	RUFINO	KRISTA AIZEL		MIEGO	Property/Supply Officer B	Permanent	22,938.00	09/16/2018	12 MONTHS	
279	RUITA	LYRRALYN		ALCANTAR	Supervising Property/Supply Officer	Permanent	41,140.00	11/02/1993	12 MONTHS	
280	RUITA	LEO		NERI	Driver	Permanent	13,835.00	01/02/1996	12 MONTHS	
281	SABANAL	JOYCE		SASUMAN	Clerk Processor C	Permanent	13,941.00	10/08/1984	12 MONTHS	
282	SABIT	AGNES MARIE		UBAN	Engineering Assistant B	Permanent	16,758.00	10/02/2017	12 MONTHS	
283	SABURAO	ARVIN		NAVE	Auto Mechanic C	Temporary	13,214.00	05/16/2016	12 MONTHS	
284	SAGRADO	LADELE		ABARQUEZ	Division Manager A	Permanent	84,767.00	08/22/1994	12 MONTHS	
285	SAJONIA	EDIBERT		QUERE-QUERE	Customer Service Officer A	Permanent	33,584.00	08/13/2001	12 MONTHS	
286	SALARDA	EULJUN		BACLAYON	Senior Engineer A	Permanent	33,584.00	05/16/2016	12 MONTHS	
287	SALAZAR	THOMAS		SALVAÑA	Water/Sewerage Maintenance Man C	Permanent	13,214.00	08/02/2001	12 MONTHS	
288	SALAS	GLENN		NOVO	Sr Water Resources Facilities Optr A	Permanent	20,387.00	01/02/1978	5 MONTHS	Retired: 6/1/2019
289	SALCEDO	RHEDIA MARTINIETTA		SEVILLANO	Division Manager A	Permanent	84,767.00	08/01/1985	12 MONTHS	
290	SALCEDO	FREDERICK		ESCALANTE	Driver	Permanent	13,941.00	05/13/1981	12 MONTHS	
291	SALCEDO	JORDAN		GANZAN	Welder A	Permanent	17,372.00	04/12/1994	12 MONTHS	
292	SALCEDO	NELSIE		MAAGAD	Senior Water Maintenance Man A	Permanent	23,222.00	10/18/1984	12 MONTHS	
293	SALIRING	NICO DELFIN		SUDARIO	Auto Mechanic C	Temporary	13,214.00	08/01/2014	12 MONTHS	
294	SALTIGA	RAE ANNE		MANOS	Secretary A	Permanent	17,975.00	09/16/2016	12 MONTHS	
295	SANDOVAL	ARNOLD		ARIOSA	Internal Control Officer A	Permanent	25,545.00	09/27/1999	12 MONTHS	
296	SARDA	DANILO		BULING	Water Maintenance Man C	Permanent	13,521.00	08/05/1994	12 MONTHS	
297	SAROL	FERNANDO	JR.	LUMACAD	Transport Maintenance Supervisor	Permanent	44,294.00	04/01/1992	12 MONTHS	
298	SAYSON	ALEJANDRO	SR.	RASONABLE	Water/Sewerage Maintenance Man B	Permanent	14,847.00	08/07/1995	12 MONTHS	
299	SECOR	REYNALDO	JR.	ALMONTERO	Senior Engineer A	Permanent	33,584.00	05/16/2016	12 MONTHS	
300	SEMAÑA	JOSEPHINE		CHAVEZ	Data Encoder Controller	Permanent	20,387.00	02/10/1986	12 MONTHS	
301	SEÑARA	RODOLFO		BAJAO	Water/Sewerage Maintenance Head	Permanent	34,421.00	03/11/1991	12 MONTHS	
302	SERINA	JOHN MICHAEL		PUYO	Corporate Account Analyst	Permanent	25,232.00	10/29/2013	12 MONTHS	
303	SILMA	JOVITO		MACAMAY	Water/ Sewerage Maintenance Man A	Permanent	16,758.00	06/14/1993	12 MONTHS	
304	SIMBA	ROLAND		NERI	Driver	Permanent	13,521.00	06/01/1998	12 MONTHS	
305	SIMENE	JOHN ARIEL		YAPAO	Customer Service Officer A	Permanent	33,584.00	01/22/1996	12 MONTHS	
306	SIO	EPIFANIO		KAAMINO	Water Maintenance Man B	Permanent	14,961.00	03/11/1991	12 MONTHS	
307	SOLIS	ROLANDO		VILLAZORDA	Utility Worker A	Permanent	12,466.00	05/02/1994	12 MONTHS	
308	STA. RITA	JUANITO	JR.	ABRIS	Water Maintenance Man C	Permanent	13,941.00	03/22/1993	12 MONTHS	
309	SUNIEL	RICHO		ARNALDO	Sr. Water Utilities Management Officer	Permanent	42,165.00	02/03/1992	12 MONTHS	
310	SURALTA	RAPHAEL		FUERTES	Senior Engineer A	Permanent	33,584.00	11/01/2013	12 MONTHS	
311	SUSMIRAN	KATHERINE		CALVEZ	Records Officer A	Permanent	33,584.00	01/01/2013	12 MONTHS	
312	TAAL	WARREN JAY		LEGASPI	Laboratory Technician A	Permanent	19,394.00	01/15/1992	12 MONTHS	
313	TABIAN	ROGER		BUNA	Water/Sewerage Maintenance Man B	Permanent	14,847.00	05/24/1993	12 MONTHS	
314	TAGLUCOP	JOHN D EMEER		EBORA	Principal Engineer D	Permanent	46,008.00	03/18/1995	12 MONTHS	
315	TAGOCON	DANTE		DIABAN	Utility Worker A	Permanent	12,466.00	02/14/1995	12 MONTHS	
316	TAÑA	RONNIE		OBIAL	Sr. Water Resources Facilities Optr A	Temporary	19,394.00	01/15/1992	12 MONTHS	
317	TAPONGOT	JENALYN		NOOL	Customer Service Assistant E	Permanent	13,214.00	02/15/2018	12 MONTHS	

page 23 of 1



CAGAYAN DE ORO CITY WATER DISTRICT

Corrales Avenue, Cagayan de Oro City

PERSONNEL INVENTORY AS OF DECEMBER 31, 2019

	NAME OF EMPLOYEE				DESIGNATION	NATURE OF EMPLOYMENT	RATE PER MONTH	DATE OF EMPLOYMENT	EMPLOYED DURING THE YEAR	REMARKS
	LAST NAME	FIRST NAME	SUFFIX	MIDDLE NAME						
318	TEJADA	JULITO		BELARA	Welder B	Temporary	14,961.00	08/05/1994	12 MONTHS	
319	TENESTRANTE	DANILO	JR.	LEQUIN	Water Resources Facilities Operator B	Temporary	14,847.00	05/04/2008	12 MONTHS	
320	TENIO	MARIO	JR.	DELVO	Water Resources Facilities Operator B	Temporary	14,847.00	05/16/2018	12 MONTHS	
321	TEOPIZ	EARL JOHN		QUIDER	Senior Office Equipment Technician A	Temporary	22,938.00	05/01/2017	12 MONTHS	
322	TERRADO	ANGELA		SALCEDO	Cashier B	Permanent	28,800.00	09/07/1988	12 MONTHS	
323	TESORO	EDWARD		PAQUINO	Department Manager A	Permanent	109,197.00	10/01/1979	12 MONTHS	
324	TOCLE	NIKKO		MOLINA	Plant Electrician A	Permanent	22,938.00	01/01/2013	12 MONTHS	
325	TOLENTINO	JOHNEL		DAMALAN	Water/Sewerage Maintenance Man C	Permanent	13,214.00	05/16/2016	12 MONTHS	
326	TOLENTINO	NOREEN LAURENCE		NERI	Customer Service Assistant C	Permanent	22,938.00	05/04/1992	12 MONTHS	
327	TOLENTINO	ROSELYN		LIBRES	Senior Corporate Accountant A	Permanent	41,140.00	10/29/2013	12 MONTHS	
328	TONGCO	ALEX		TAMPUS	Instrument Technician B	Permanent	15,426.00	05/08/1992	12 MONTHS	
329	TORILLO	RUDY		UBAY-UBAY	Driver	Permanent	13,835.00	04/01/1992	12 MONTHS	
330	TORRES	FLORO	SR.	CAGUINDAGAN	Water Utilities Management Officer A	Permanent	34,421.00	02/17/1997	12 MONTHS	
331	TUVILLA	AMELITA VICTORIA		VILLARANDA	Division Manager A	Permanent	84,767.00	04/04/1984	12 MONTHS	
332	TUVILLA	EDGARDO		DADAY	Division Manager A	Permanent	84,767.00	04/01/1977	11 MONTHS & 9 DAYS	Retired: 12/9/2019
333	TUVILLA	YOSEF EDGAR		VILLARANDA	Engineering Assistant B	Permanent	16,758.00	02/15/2018	12 MONTHS	
334	UA-O	WILKARH		DAANG	Carpenter B	Temporary	12,466.00	02/01/2018	12 MONTHS	
335	UBAY UBAY	IAN		JOLOYOHOY	Water/Sewerage Maintenance Man C	Permanent	13,214.00	08/02/2001	12 MONTHS	
336	UBAY-UBAY	ED		ABONITALLA	Procurement Assistant A	Permanent	17,975.00	09/01/2017	12 MONTHS	
337	UMARAN	LILIAN		ALCANTAR	Financial Planning Specialist B	Permanent	41,140.00	10/03/1999	12 MONTHS	
338	UMARAN	RONNIE	SR.	VALLEJOS	Water Maintenance Man B	Permanent	15,664.00	10/12/1986	12 MONTHS	
339	UY	NOEL		ROA	Senior Water Resources Facilities Optr A	Permanent	19,233.00	08/08/1995	12 MONTHS	
340	UY	SANDY		TEH	Water Maintenance Man C	Permanent	13,835.00	02/15/1996	12 MONTHS	
341	VALDEHUEZA	ALNEL		OLEGARIO	Sr Water Utilities Management Officer	Permanent	43,752.00	01/21/1992	12 MONTHS	
342	VALENZUELA	MERLE CORAZON		ROXAS	Data Encoder Controller	Permanent	19,720.00	11/16/1990	12 MONTHS	
343	VASALLO	MA. EVELYN		OCIO	Head Cashier	Permanent	46,008.00	10/16/1989	12 MONTHS	
344	VILLANUEVA	EMETERIO		LUSTERIO	Customer Service Assistant C	Permanent	17,848.00	09/17/1990	12 MONTHS	
345	VILLAREAL	JOSEPH		CRUZ	Senior Instrument Technician	Permanent	22,829.00	02/02/1988	12 MONTHS	
346	VILLAREAL	NOEL		NAGAC	Driver	Permanent	13,835.00	03/22/1993	12 MONTHS	
347	VILLEGAS	GLORIA		HOJAS	Senior Property/Supply Officer A	Permanent	34,421.00	03/01/1993	12 MONTHS	
348	WAO	SHIRDY		EHEM	Senior Customer Service Officer	Permanent	41,140.00	01/13/1997	12 MONTHS	
349	WAO	LARYVELLE		DAANG	Senior Carpenter	Temporary	16,758.00	03/08/2009	12 MONTHS	
350	WE	GISELLE		GALARRITA	Cashiering Assistant	Permanent	16,758.00	01/11/2013	12 MONTHS	
351	YAMBING	JOSEPH		SAMBAAN	Utility Worker A	Permanent	12,854.00	08/02/2001	12 MONTHS	
352	YAMUT	STEVE JERIC		NERI	Customer Service Assistant A	Permanent	23,222.00	12/07/1992	12 MONTHS	
353	YANCHA	BERNARDO	JR.	BIONG	Industrial Relations Development Assistant A	Permanent	19,233.00	05/09/2005	12 MONTHS	
354	YAÑEZ	GRACE JOY		CAPINPUYAN	Senior Engineer A	Permanent	33,584.00	11/01/2013	12 MONTHS	
355	YAÑEZ	MERLINDA		CALUYA	Clerk Processor B	Permanent	15,664.00	06/17/1985	12 MONTHS	
356	YAÑEZ	ROLDAN		REYES	Water Maintenance Man C	Permanent	16,758.00	07/17/1995	12 MONTHS	
357	YAÑEZ	DANILO		ANTOLO	Utility Worker A	Permanent	12,952.00	03/11/1991	12 MONTHS	

page 24 of

ANNEX C



CAGAYAN DE ORO CITY WATER DISTRICT

Corrales Avenue, Cagayan de Oro City


PERSONNEL INVENTORY AS OF DECEMBER 31, 2019

	NAME OF EMPLOYEE				DESIGNATION	NATURE OF EMPLOYMENT	RATE PER MONTH	DATE OF EMPLOYMENT	EMPLOYED DURING THE YEAR	REMARKS
	LAST NAME	FIRST NAME	SUFFIX	MIDDLE NAME						
358	YAÑEZ	TITO		CABATUAN	Water Maintenance Man B	Permanent	15,664.00	09/16/1982	12 MONTHS	
359	YAP	EDWIN		DY	Customer Service Assistant A	Permanent	25,003.00	05/10/1993	12 MONTHS	
360	YBAÑEZ	NESTOR		BEBIRA	Plant Mechanic A	Temporary	22,938.00	02/16/2005	12 MONTHS	
361	YEBRON	PAUL GJHON		NOCHEFRANCA	Management Info/System Design Specialist B	Permanent	41,140.00	04/16/2007	12 MONTHS	
362	YOUNG	ANTONIO		BACSARPA	Division Manager A	Permanent	84,767.00	02/07/1994	12 MONTHS	
363	YUTE	TERTULIANO		PADILLA	Plant Electrician A	Permanent	25,003.00	05/27/1991	12 MONTHS	
364	ZAFRA	SERGIO		GUMAPON	Senior Engineer A	Permanent	34,847.00	04/08/1996	12 MONTHS	

PREPARED BY:


RHEDIA MARTINIETTA S. SALCEDO
 Division Manager A

CERTIFIED CORRECT BY:


ANTONIO B. YOUNG
 Acting Manager, Administrative Services Dept.

APPROVED:


BIENVENIDO V. BATAR JR.
 General Manager

page 15 of _____



Republic of the Philippines
CAGAYAN DE ORO CITY WATER DISTRICT
 Corrales Avenue, Cagayan de Oro City

**SUMMARY OF POLICY-SETTING RESOLUTIONS ADOPTED, REPEALED AND/OR
 AMENDED BY THE CAGAYAN DE ORO CITY WATER DISTRICT BOARD OF DIRECTORS
 FOR 2019**

RES. NO.	DATE ENACTED	SUMMARY CONTENT
001	January 4, 2019	<p>Approve the new set of officers of the Cagayan de Oro City Water District (COWD) and composition of committees for 2019, to wit:</p> <p>Chairman : Director Eduardo Antonio R. Montalvan Vice-Chairman : Director Mateo G. Delegencia Secretary : Director Concepcion R. Quiblat Assistant Secretary: Director Hilly Ann R. Quiaoit Member : Director Nelia B. Lee</p> <p><u>Committee on Corporate Planning and Finance:</u> Chairman : Director Concepcion R. Quiblat Vice Chairman : Director Nelia B. Lee Members : Director Mateo G. Delegencia : Director Hilly Ann R. Quiaoit Ex-Officio : Director Eduardo Antonio R. Montalvan</p> <p><u>Committee on Community Relations and Human Resources & Policy:</u> Chairman : Director Mateo G. Delegencia Vice-Chairman : Director Hilly Ann R. Quiaoit Members : Director Concepcion R. Quiblat : Director Nelia B. Lee Ex-Officio : Director Eduardo Antonio R. Montalvan</p>
002	January 4, 2019	Appoint Engr. Bienvenido V. Batar, Jr. as General Manager with Salary Grade 28.
003	January 4, 2019	Allow the Management to operate based on re-enacted budget while 2019 COWD Budget for the Calendar Year 2019 is not yet approve.
004	January 21, 2019	Approve the Cagayan de Oro City Water District (COWD) Budget C.Y. 2019 with a Total Utility Operating Revenue of One Billion Two Hundred Eighty Four Million Two Hundred Twenty Two Thousand Nine Hundred Forty Seven Pesos (P1,284,222,947.00) and the 2019 COWD Organizational Structure.
005	January 21, 2019	Confirm the appointment of Engr. Edward P. Tesoro as Assistant General Manager- Designate for Operations, effective February 1, 2019.

“WATER IS LIFE...DON’T WASTE IT”

TEL. NOS.72-62-48•72-96-57; 856-4546• 8564373; TEL. /FAX 72-27-05

006	January 21, 2019	Set up a Pension and Benefits Fund with an amount of Fifteen Million Five Hundred Nineteen Thousand Three Hundred Thirty Three Pesos only (P15,519,333.00) to be taken from the Operating and Expansion Reserve Fund.																																																																
007	January 21, 2019	<p>Approve and confirm the appointments of supervisory positions with salary grade 18 and above and above, to wit:</p> <table border="1"> <thead> <tr> <th>Item No.</th> <th>Position Title</th> <th>SG</th> <th>Appointee</th> </tr> </thead> <tbody> <tr> <td colspan="4">MANAGEMENT SERVICES DEPARTMENT</td> </tr> <tr> <td>2</td> <td>Technical Assistant B</td> <td>20</td> <td>Abrajan, Amie</td> </tr> <tr> <td>28</td> <td>Senior Internal Control Officer A</td> <td>18</td> <td>Galarita, Reyvic</td> </tr> <tr> <td colspan="4">ADMINISTRATIVE SERVICES DEPARTMENT</td> </tr> <tr> <td>45</td> <td>Supervising Industrial Relations Mgt. Officer A</td> <td>19</td> <td>Florendo, Cecile</td> </tr> <tr> <td>54</td> <td>Administrative Services Chief B</td> <td>19</td> <td>Borja, Sally</td> </tr> <tr> <td colspan="4">ENGINEERING DEPARTMENT</td> </tr> <tr> <td>177</td> <td>Water/Sewerage Maintenance General Foreman</td> <td>18</td> <td>Chiong, Allan</td> </tr> <tr> <td colspan="4">COMMERCIAL DEPARTMENT</td> </tr> <tr> <td>154</td> <td>Division Manager A</td> <td>24</td> <td>Jamero, Joel</td> </tr> <tr> <td>218</td> <td>Senior Water Utilities Management Officer</td> <td>16</td> <td>Anay, Maria Susan</td> </tr> <tr> <td colspan="4">PRODUCTION DEPARTMENT</td> </tr> <tr> <td>364</td> <td>Senior Water Utilities Management Officer</td> <td>18</td> <td>Cabanaz, Camilo</td> </tr> <tr> <td colspan="4">FINANCE DEPARTMENT</td> </tr> <tr> <td>94</td> <td>Senior Corporate Accountant A</td> <td>18</td> <td>Caludel, Cheriell</td> </tr> </tbody> </table>	Item No.	Position Title	SG	Appointee	MANAGEMENT SERVICES DEPARTMENT				2	Technical Assistant B	20	Abrajan, Amie	28	Senior Internal Control Officer A	18	Galarita, Reyvic	ADMINISTRATIVE SERVICES DEPARTMENT				45	Supervising Industrial Relations Mgt. Officer A	19	Florendo, Cecile	54	Administrative Services Chief B	19	Borja, Sally	ENGINEERING DEPARTMENT				177	Water/Sewerage Maintenance General Foreman	18	Chiong, Allan	COMMERCIAL DEPARTMENT				154	Division Manager A	24	Jamero, Joel	218	Senior Water Utilities Management Officer	16	Anay, Maria Susan	PRODUCTION DEPARTMENT				364	Senior Water Utilities Management Officer	18	Cabanaz, Camilo	FINANCE DEPARTMENT				94	Senior Corporate Accountant A	18	Caludel, Cheriell
Item No.	Position Title	SG	Appointee																																																															
MANAGEMENT SERVICES DEPARTMENT																																																																		
2	Technical Assistant B	20	Abrajan, Amie																																																															
28	Senior Internal Control Officer A	18	Galarita, Reyvic																																																															
ADMINISTRATIVE SERVICES DEPARTMENT																																																																		
45	Supervising Industrial Relations Mgt. Officer A	19	Florendo, Cecile																																																															
54	Administrative Services Chief B	19	Borja, Sally																																																															
ENGINEERING DEPARTMENT																																																																		
177	Water/Sewerage Maintenance General Foreman	18	Chiong, Allan																																																															
COMMERCIAL DEPARTMENT																																																																		
154	Division Manager A	24	Jamero, Joel																																																															
218	Senior Water Utilities Management Officer	16	Anay, Maria Susan																																																															
PRODUCTION DEPARTMENT																																																																		
364	Senior Water Utilities Management Officer	18	Cabanaz, Camilo																																																															
FINANCE DEPARTMENT																																																																		
94	Senior Corporate Accountant A	18	Caludel, Cheriell																																																															
008	January 21, 2019	Award to Infiniticare Technology Solutions, Inc. as the supplier with the Lowest Calculated and Responsive Bid for the 'Supply, Delivery and Commissioning of 1 Lot Automation of Balulang Booster Operation', per specifications under PR No.17-12-08-0181 in the amount of One Million One Hundred Thousand Pesos (Php1,100,000.00) only for automation of Balulang Booster Operation including data logging, incorporating the existing process instruments (water level, chlorination, flow meters); and authorize the General Manager, Bienvenido V. Batar, Jr. to sign the Purchase Order and other pertinent documents for and in behalf of COWD.																																																																
009	January 21, 2019	Award to Mie Oro Plast Corporation as the supplier with the Single Calculated and Responsive Bid for the 'Supply and Delivery of Various Plastic Transition Fittings', per specifications under PR No.18-06-09-030 in the amount of One Million Ninety Thousand Four Hundred Twenty Seven Pesos and Fifty Centavos (Php1,090,427.50) only and authorize the General Manager, Bienvenido V. Batar, Jr. to sign the Purchase Order and other pertinent documents for and in behalf of COWD.																																																																
010	January 21, 2019	Award to Mie Oro Plast Corporation as the supplier with the Second Lowest Calculated and Responsive Bid for the 'Supply and Delivery of 1 Lot Service Connection Pipes', per specifications under PR No.18-07-01-0020 in the amount of Three Million Nine Hundred Forty Five Thousand Seven Hundred Forty Pesos and Forty Centavos (Php3,945,740.40) only for service connection pipes; and authorize the General Manager, Bienvenido V. Batar, Jr., to sign the Purchase Order and other pertinent documents for and in behalf of COWD.																																																																

011	January 21, 2019	Award to Envirokonsult Equipment & Services, Inc. as the supplier with the <i>Lowest Calculated and Responsive Bid</i> for the '1 Lot Supply and Delivery of Electromagnetic Flow Meters', per specifications under PR No.18-07-01-0021 in the amount of Seven Million Three Hundred Seven Thousand Two Hundred Seventy One Pesos (Php7,307,271.00) only for various Electromagnetic Flow Meters'; and authorize the General Manager, Bienvenido V. Batar, Jr., to sign the <i>Purchase Order</i> and other pertinent documents for and in behalf of COWD.
012	January 21, 2019	Award to AVK Philippines, Inc. as the supplier with the <i>Second Lowest Calculated and Responsive Bid</i> for the 'Supply and Delivery of Four (4) Units 400mm diameter and Five (5) units 600 mm diameter Butterfly Valves, Flange Type', per specifications under PR No.18-08-09-0054 in the amount of One Million Four Hundred Sixty Nine Thousand Eight Hundred Eighty Five and Sixty Seven Centavos (Php1,469,885.67) only for replenishment of stocks; and authorize the General Manager, Bienvenido V. Batar, Jr., to sign the <i>Purchase Order</i> and other pertinent documents for and in behalf of COWD.
013	January 21, 2019	Declare First Failure of Bidding for the 'one (1) Lot Supply and Delivery of one (1) Unit Electric Stacker for Narrow Aisle (Forklift)', per specifications under PR No.18-11-04-0182 on the ground that no supplier has participated in the bidding thus no bids are received; Resolved further to authorize Management to conduct Second Re-Bidding to Rule X, Section 35.1 of the Revised implementing rules and Regulations (R-IRR) of RA 9184.
014	January 21, 2019	Award to China Six Eleven International Sales as the supplier with the Single Calculated and Responsive Bid for the 'One (1) Lot Supply and Delivery of Two (2) units Brand New Light Cargo Trucks, 6-Wheeler with Five (5) Tons Water Tanker and Accessories', per specifications under PR No.18-11-04-0168 in the amount of Five Million Seven Hundred Thousand Pesos (Php5,700,000.00) only and authorize the General Manager, Bienvenido V. Batar, Jr. to sign the Purchase Order and other pertinent documents for and in behalf of COWD.
015	February 7, 2019	Approve the Cagayan de Oro City Water District (COWD) Financial Statement of CY 2018 and authorize the General Manager to sign the COWD Financial Statement of CY 2018 for and in behalf of COWD.
016	February 7, 2019	Approve the recommendation of the Management for the realignment of the Approved Budget 2018- Operating and Maintenance Expenses with savings as of December 31, 2018 to cover up the budget deficit of the following accounts amounting to Five Million Five Hundred Sixty Eight Thousand Five Hundred Ninety Four Pesos and Eighteen Centavos (P5,568,594.18) only.
017	February 7, 2019	Approve for the adoption and implementation of Corporate Budget Circular No. 23 dated 15 January 2019 on the 'Fourth Tranche Compensation Adjustment for Civilian Personnel in GOCCs Covered by the Department of Budget and Management Effective January 1, 2019' pursuant to Executive Order No. 201 dated 19 February 2016.

018	February 7, 2019	Declared <i>Infinitecare Technology Solutions, Inc.</i> as the supplier with the <i>Lowest Calculated and Responsive Bid</i> for the 'Supply, Delivery, Installation and Commissioning of IP-Based Automation for Bugo Booster Station, Macasandig New Booster Station, Bulua Reservoir, Carmen Reservoir, Pueblo Take Off Point, and Off Grid Pressure Points' per PR No.18-07-02A-013 in the amount of Php5,280,000.00 for real-time monitoring of pressure, water levels, flow rate, pumps etc. for various COWD facilities;
019	February 7, 2019	Award to <i>Mie Oro Plast Corporation</i> as the supplier with the <i>Lowest Calculated and Responsive Bid</i> for the 'Supply and Delivery of 10,500 LM Tube, P.E., ISO, SDR-11, 25mm diameter (3/4"Ø); 4,020 LM Tube, P.E., ISO, SDR-11, 32mm diameter (1"Ø); 4,278 LM Tube, P.E., ISO, SDR-9, 63MM Diameter (2"Ø)' per PR No.18-09-07-0245' per PR No.18-09-07-0245 in the amount of One Million Thirty Eight Thousand Five Hundred Thirteen Pesos and Ninety Six Centavos (P1,038,000.96) only for replenishment of stocks at Construction Division, COWD Shop, Kauswagan, Cagayan de Oro City'; and authorize the General Manager, <i>Bienvenido V. Batar, Jr.</i> to sign the Purchase Order and other pertinent documents for and in behalf of COWD.
020	February 7, 2019	Award to <i>Civic Merchandising, Inc.</i> as the supplier with the <i>Single Calculated and Responsive Bid</i> for the 'Supply and Delivery of One(1) Unit Brand-New Wheeled Excavator (With 6-Attachment Package)', per specifications under PR No.18-11-04-0166 in the amount of Six Million Nine Hundred Ninety Eight Thousand Pesos (Php6,998,000.00) only and authorize the General Manager, <i>Bienvenido V. Batar, Jr.</i> to sign the Purchase Order and other pertinent documents for and in behalf of COWD.
021	February 7, 2019	<p>Declare First Failure of Bidding for the '1 Lot Replacement of Existing Big Mechanical Meters with 50mm diameter Electromagnetic Flowmeter (By Contract)', per specifications under PR No.18-10-07-0248 on the grounds that no supplier has participated in the bidding thus no bids are received;</p> <p>Resolved further to authorize Management to conduct Second Re-Bidding to Rule X, Section 35.1 of the Revised implementing rules and Regulations (R-IRR) of RA 9184.</p>
022	February 7, 2019	Approve the recommendation of the Management for the purchase of eleven (11) vehicles with an estimated total amount of P12,100,000.00: One (1) unit Light Cargo Truck-(6 Wheeler Drop Side), One (1) unit Pick-up, Three (3) units Multi-Purpose Vehicle (12 seaters), Five (5) units Multi-Purpose Vehicle (8 seaters), One (1) unit Asian Utility Vehicle (AUV), to be taken from the 2019 Approved Budget-Capital Improvement Fund; and authorize the <i>General Manager, Bienvenido V. Batar, Jr.</i> to request authority from the <i>Department of Budget and Management (DBM); Office of the President (OP) and Local Water Utilities Administration (LWUA)</i> to procure the above listed vehicles and sign pertinent documents for and in behalf of COWD.

023	February 15, 2019	<p>Approve the Composition of the 2019 Human Resource Merit Promotion and Selection Board (HRM-PSB), effective 15 February 2019 to 31 December or unless earlier revoked, to wit:</p> <p>Chairman : Engr. Edward P. Tesoro Vice-Chair : (Dept. Manager where the vacancy is) Members : Ms. Rhedeia Martinieta S. Salcedo Ms. Cecile A. Floirendo Ms. Vanessa A. Chiu (2nd level Representative, FLOW) Ms. Maritel D. Bondal (1st Level Representative, FLOW) Secretariat : Ms. Katherine C. Susmiran</p>
024	February 15, 2019	<p>Authorize General Manager Bienvenido V. Batar, Jr. to issue and sign for and in behalf of Cagayan De Oro City Water District (COWD) in favor of the Joint Venture Company (JVC), Cagayan de Oro Bulk Water Inc.(COBI) the Purchase Order (PO) for the supply and delivery of Bulk Water covering the period 01 January 2019 to 31 December 2019 for a total of 80,000 cubic meters per day covering 60,000 cubic meters per day for the West Area and 20,000 cubic meters per day for the East Area at Php16.00 per cubic meter or a total yearly volume of Twenty Nine Million Two Hundred Thousand cubic meters (29,200,000 Cu.m.) amounting to Four Hundred Sixty Seven Million Two Hundred Thousand Pesos (Php467,200,000.00) in accordance with the Signed Bulk Water Supply Agreement; to be taken from the COWD Approved 2019 Expense Budget.</p>
025	February 15, 2019	<p>Authorize the Engr. Bienvenido V. Batar, Jr. Mrs. Omelfa C. Recto, Ms. Adelfa L. Flores, Ms. Roselyn L. Tolentino, Ms. Cheriell A. Claudel, Mr. Jay-ar B. Bagay, and Mr. Roland N. Simba to transact related matters with the Bureau of Internal Revenue (BIR), for and in behalf of COWD.</p>
026	February 15, 2019	<p>Award to Mie Oro Plast Corporation as the supplier with the <i>Single Calculated and Responsive Bid</i> for the 'Supply and Delivery of 1 Lot Plastic Service Connection Fittings', per specifications under PR No.18-11-01-0038 in the amount of Php1,361,793 and authorize the <i>General Manager</i>, Bienvenido V. Batar, Jr. to sign the <i>Purchase Order</i> and other pertinent documents for and in behalf of COWD.</p>
027	March 7, 2019	<p>Authorize the <i>General Manager</i>, Bienvenido V. Batar, Jr. to open a Current Account and Time Deposit Account with the Development Bank of the Philippines (DBP), Corrales Branch, for the COWD Pensions and Benefits Fund with an initial deposit of Fifteen Million Five Hundred Nineteen Thousand Three Hundred Thirty Three Pesos (Php15,519,333.00), to be taken from the Operating and Expansion Reserve Fund; and to authorize the designated signatories to sign pertinent banking documents for and in behalf of COWD.</p>

028	March 7, 2019	Authorize the General Manager, Bienvenido V. Batar, Jr. to file the appropriate protest with National Water Resources Board (NRWB) relative to the E. Pelaez Ranch, Inc. Application for Certificate of Public Convenience to operate and maintain waterworks system within Barangay Indahag, Cagayan de Oro City , Misamis Oriental; and authorize the General Manager to sign pertinent documents and perform other legal acts related thereto, for and in behalf of COWD.
029	March 7, 2019	Approve and renew the <i>Lease Contract Agreement</i> by and between the <i>Cagayan de Oro City Water District (COWD)</i> and <i>Primestar Realty Development Inc.</i> for rental of the space intended for COWD Sub-Office in Tin-ao for the Year 2019. A monthly rental of Php34,938.75 beginning on January 1, 2019 and ending on December 31, 2019; and authorize the <i>Acting General Manager, Bienvenido V. Batar, Jr.</i> to sign the Agreement for and in behalf of COWD.
030	March 7, 2019	<p>Approve the cancellation of bidding and the reconstruction of Purchase Requisition No.19-01-05A-0002 in order to reflect the sufficient Approved Budget for the Contract (ABC) for one (1) Lot Plastic Service Connection Fittings;</p> <p>Resolved further, to refund the payment of Bid Document received from Mie Oro Plast Corporation in the amount of Five Thousand Pesos (Php5,000.00).</p>
031	March 14, 2019	<p>Approve the cancellation of Procurement under Purchase Requisition No.18-07-01-0022 for one (1) Lot Supply and Delivery of Various Mechanical Water Meters and to recall BAC Resolution No.014,S-19 dated 26 February 2019;</p> <p>Resolved further, to refund the payment of Bid Document received from Unifield Enterprises Incorporated and Philippine Valve Manufacturing Company in the amount of Twenty Five Thousand Pesos (Php25,000.00) each.</p>
032	April 5, 2019	<p>Approve the recommendation of Management for the composition of the Two (2) <i>Bids and Awards Committee (BAC)</i> effective April 1, 2019 unless earlier revoked, as follows:</p> <p>1. BAC-A (SERVICES, CONSTRUCTION, SERVICE CONNECTION AND WATER SUPPLY MATERIALS)</p> <p>Chairman : Engr. Elezar J. Linaac Vice Chairman : Ms. Suldie D. Laranjo Members : Ms. Susan M. Bonotan : Engr. Lyndon D. Butron : Mr. Jose Jiselo P. Abragan</p> <p>2. BAC-B (OFFICE, VEHICLE, EQUIPMENT, AND GENERAL SUPPLIES & MATERIALS)</p> <p>Chairman : Ms. Omelfa C. Recto Vice Chairman : Engr. Carolina B. Lao Members : Engr. Nieva A. Ladera : Engr. Alex S. Abangan : Ms. Annabelle D. Estacio</p>

033	April 5, 2019	Award to DML'S Trading as the supplier with the Lowest Calculated and Responsive Bid for the Supply and Delivery of three (3) units Engine-Driven Welder/Generator (Welding Machine) per PR No.18-05-04-0086 in the amount of Two Million Five Hundred Ninety Eight Thousand Pesos (P2,598,000.00) only for additional welding machine; and authorize the General Manager, Bienvenido V. Batar, Jr. to sign the Purchase Order and other pertinent documents for and in behalf of COWD.															
034	April 5, 2019	Declare First Failure of Bidding for the one (1) Lot 200mm diameter and 100mm diameter Pipeline Extension and Interconnection in Villa Flora Subdivision and Talidhay Subdivision, Cugman, Cagayan de Oro City, per specifications under PR No.18-11-07-0269 on the grounds that no supplier has participated in the bidding thus no bids are received; Resolved further to authorize Management to conduct Second Re-Bidding to Rule X, Section 35.1 of the Revised implementing rules and Regulations (R-IRR) of RA 9184.															
035	April 5, 2019	Declare second (2 nd) failure of bidding for the one (1) Lot Replacement of Big Mechanical Meters with Electromagnetic Flow Meters under PR No. 18-07-07-0209 on the grounds that the no supplier has participated in the bidding thus, no bids are received per RA 9184, rule X, Section 35.1; and to return the Purchase Requisition (PR) to End-user for review of ABC and possible reconstruction of PR. District (COWD).															
036	April 5, 2019	Declare first failure of bidding for the supply and delivery of one (1) unit Brand New Light Cargo 6 Wheeler Side Drop Truck per specifications under PR No.18-11-04-0179 on the grounds that the supplier is not a responsive bidder thus declared ineligible.															
037	April 12, 2019	Approve to transfer the amount of Sixty Five Million one Hundred Eighty Four Thousand and Seven Hundred Thirty Pesos (P 65,184,730.00) from the General Fund to the following funds: <table style="width: 100%; border-collapse: collapse;"> <tr> <td style="width: 5%;">A.</td> <td style="width: 75%;">LWUA-WD Joint Acct.-DBP Acct. No.0810-027356-030</td> <td style="width: 20%; text-align: right;">-P 16,869,200.00</td> </tr> <tr> <td>B.</td> <td>Operating Reserve Fund- DBP Acct. No.0810-020010-030</td> <td style="text-align: right;">P 8,853,213.00</td> </tr> <tr> <td>C.</td> <td>Contingency Fund-DBP Acct. No.0810-020017-031</td> <td style="text-align: right;">P 21,992,687.00</td> </tr> <tr> <td>D.</td> <td>COWD Pensions & Benefits Reserve Fund- DBP Account No.00-001467-810-6</td> <td style="text-align: right;"><u>P 17,469,630.00</u></td> </tr> <tr> <td></td> <td style="text-align: center;">Total</td> <td style="text-align: right;"><u>P 65,184,730.00</u></td> </tr> </table>	A.	LWUA-WD Joint Acct.-DBP Acct. No.0810-027356-030	-P 16,869,200.00	B.	Operating Reserve Fund- DBP Acct. No.0810-020010-030	P 8,853,213.00	C.	Contingency Fund-DBP Acct. No.0810-020017-031	P 21,992,687.00	D.	COWD Pensions & Benefits Reserve Fund- DBP Account No.00-001467-810-6	<u>P 17,469,630.00</u>		Total	<u>P 65,184,730.00</u>
A.	LWUA-WD Joint Acct.-DBP Acct. No.0810-027356-030	-P 16,869,200.00															
B.	Operating Reserve Fund- DBP Acct. No.0810-020010-030	P 8,853,213.00															
C.	Contingency Fund-DBP Acct. No.0810-020017-031	P 21,992,687.00															
D.	COWD Pensions & Benefits Reserve Fund- DBP Account No.00-001467-810-6	<u>P 17,469,630.00</u>															
	Total	<u>P 65,184,730.00</u>															
038	April 12, 2019	Approve the official travel of the Chairman of the Board of Directors, Eduardo Antonio R. Montalvan and the General Manager, Bienvenido V. Batar, Jr. participate in the International Exposure Visit Program in Netherlands on November 2 to 10, 2019 pursuant to Resolution No.028,s-2011 dated 17 March 2011 on 'Guidelines on Attendance to Training, Conferences, Conventions & the Like'.															
039	May 9, 2019	Authorize the release Mid-Year Bonus to all employees of the District who have rendered actual service while occupying a regular, casual or contractual position, pursuant to the Modified Salary Schedule for Civilian and Government Personnel as authorized under Executive Order No. 201 dated 19 February 2016 and National Budget Circular No. 572 dated 03 January 2018 amounting to Php13,832,093.00; to be released not earlier than 15 May 2019.															

040	May 9, 2019	Authorize the <i>General Manager</i> , Bienvenido V. Batar, Jr. to place in temporary investment the amount of Twenty Million Pesos (Php20,000,000.00) from COWD General Fund with the Development Bank of the Philippines (DBP)-Corrales Branch and Capistrano Branch for one (1) year at 3.25% per annum, with an option for renewal and to authorize the <i>General Manager</i> , Bienvenido V. Batar, Jr. to sign pertinent banking documents for and in behalf of COWD.
041	May 9, 2019	Approve the recommendation of the Management to purchase fifty (50) pieces brand new water meters for donation to Barobo Water District as COWD's Technical assistance in response with the request of NORMIN-NRMC per Resolution No.021, s-2018 dated 22 November 2018.
042	May 9, 2019	Award to Jedaric Chemicals Co., Inc. as the supplier with the <i>Single Calculated and Responsive Bid</i> for the 'Supply and Delivery of 1,200 Tanks of Gas Chlorine ', per specifications under PR No.19-02-08-0010 in the amount of Php8,396,640.00 and authorize the <i>General Manager</i> , Bienvenido V. Batar, Jr. to sign the <i>Purchase Order</i> and other pertinent documents for and in behalf of COWD.
043	May 9, 2019	Award to Envirokonsult Equipment & Services, Inc. as the supplier with the <i>Single Calculated and Responsive Bid</i> for the 'Supply and Delivery of 25 Units SMS Data Logger', per specifications under PR No.19-02-09-0007 in the amount of Php2,483,712.00 and authorize the <i>General Manager</i> , Bienvenido V. Batar, Jr. to sign the <i>Purchase Order</i> and other pertinent documents for and in behalf of COWD.
044	May 9, 2019	Award to Excel Worldwide Marketing Corporation as the supplier with the <i>Lowest Calculated and Responsive Bid</i> for the Supply and Delivery of one (1) Lot Supply and Delivery of Various Galvanized Steel Service Connection Fittings and Materials per PR No.18-07-01-0016 in the amount of Five Million Two Hundred Forty Four Thousand Sixty Pesos and Ninety Four Centavos (Php5,244,060.94) only for various galvanized steel service connection fittings and materials; and authorize the <i>General Manager</i> , Bienvenido V. Batar, Jr. to sign the <i>Purchase Order</i> and other pertinent documents for and in behalf of COWD.
045	May 9, 2019	Authorize and interposes no objection for the travel abroad of Engr. Bienvenido V. Batar, Jr., <i>General Manager</i> and Mrs. Gwendolyn P. Batar, <i>Department Manager</i> on personal business using personal fund covering the period from June 17, 2019 to July 22, 2019.
046	May 15, 2019	Place in temporary investment the amount of Ten Million Pesos (Php10,000,000.00) from COWD Pensions & Benefits Fund with the Development Bank of the Philippines (DBP)-Corrales Branch for six (6) months at 1.500% per annum, with an option for renewal and to authorize the <i>General Manager</i> , Bienvenido V. Batar, Jr. to sign pertinent banking documents for and in behalf of COWD.

047	May 15, 2019	Authorize the General Manager Bienvenido V. Batar, Jr. to sign for and in behalf of COWD the Building Permit Application and other pertinent documents with the Office of the City Building Official of Cagayan de Oro City relative to the 1 lot Construction of 3-Storey Building at Tin-ao Agusan, Cagayan de Oro City.
048	May 15, 2019	Confirm the authority of the General Manager Bienvenido V. Batar, Jr. the submission of the application for financial assistance to the Local Water Utilities Administration (LWUA) on the Proposed Comprehensive Non-Revenue Water (NRW) Reduction Project amounting to Php195,652,341.00 including appurtenances and service connections and the Proposed Septage Management Project with an estimated cost of Php177,292,571.17 involving the design, build and probing for on (1) year duration of a fully mechanized septage management system.
049	June 5, 2019	Award to Constech Asia Corporation as the supplier with the <i>Single Calculated and Responsive Bid</i> for the '1 Lot Supply and Delivery of Various Service Connection Control Valves', per specifications under PR No.19-01-05A-0007 in the amount of Php2,130,052.00 and authorize the <i>General Manager</i> , Bienvenido V. Batar, Jr. to sign the <i>Purchase Order</i> and other pertinent documents for and in behalf of COWD.
050	June 5, 2019	Award to Cebu Autocentrale Corporation as the supplier with the <i>Single Calculated and Responsive Bid</i> for the 'Supply and Delivery of Two (2) Units Brand New Multi-Purpose Vehicle (MPV) ', per specifications under PR No.19-03-04-0042 in the amount of Php1,800,000.00 and authorize the <i>General Manager</i> , Bienvenido V. Batar, Jr. to sign the <i>Purchase Order</i> and other pertinent documents for and in behalf of COWD.
051	June 5, 2019	Award to Cebu Autocentrale Corporation as the supplier with the <i>Single Calculated and Responsive Bid</i> for the 'Supply and Delivery of Two (2) Units Brand New Pick-up', per specifications under PR No.19-03-04-0043 in the amount of Php1,600,000.00 and authorize the <i>General Manager</i> , Bienvenido V. Batar, Jr. to sign the <i>Purchase Order</i> and other pertinent documents for and in behalf of COWD.
052	June 5, 2019	Award to Powertrac Inc. as the supplier with the <i>Lowest Calculated and Responsive Bid</i> for the Supply and Delivery of 1 Unit Brand New Light Cargo 6 Wheeler Side Drop Truck per PR No.18-11-04-0179 in the amount of One Million Four Hundred Ninety Five Thousand Pesos (Php1,495,000.00) only for COWD use (for construction, pipe laying, and repair); and authorize the <i>General Manager</i> , Bienvenido V. Batar, Jr. to sign the <i>Purchase Order</i> and other pertinent documents for and in behalf of COWD.
053	June 5, 2019	Commend the <i>General Manager</i> Bienvenido V. Batar, Jr. and the entire 2019 Mindanao Association of Water Districts (MAWD) Sportsfest Committee for exemplary performance of the duties and responsibilities as host of the recently concluded 14th MAWD Sportsfest which resulted to its huge success.

054	June 11, 2019	Approve the recommendation of Management for the grant and release of 2018 Collective Negotiation Agreement (CNA) Incentive in the total amount of Php13,125,000.00 of which each employee shall receive an amount not exceeding Php25,000.00 per DBM Guidelines; to be taken from the Maintenance and Other Operating Expenses (MOOE) Savings for CY 2018.
055	June 11, 2019	Approve the budget and schedule of activities for the 46th COWD Anniversary Celebration in the amount of P1,448,000.00 to cover the expenses for the Anniversary T-shirt, Sportsfest, Dinner, Community Outreach, Thanksgiving Mass, Open House, Feeding Program, Medical Mission, Blessing of COWD Laboratory, and Anniversary Program to be taken from the 2019 COWD Anniversary Budget.
056	June 11, 2019	Authorize Atty. Vincent Cromwell V. Seria, COWD Legal Counsel, to represent for and in behalf of COWD to File Manifestation and Petition before the Proper Court relative to the cancellation of levy annotated by Bureau of Internal Revenue (BIR) on COWD Transfer Certificate of Titles (TCT) Nos. (T-63248) 137-2018002727, (T-66519) 137-2018002721, (T-109442-A) 137-2018002963, (T-89885) 137-2018002111, (T-44533) 137-2018002998, (T-44855) 137-2018002997, (T-44856) 137-2018001982, (T-71896) 137-2018002964, (T-59343) 137-2018002994, and (T-44474) 137-2018001981.
057	June 11, 2019	Renew the Retainership Agreement of Atty. Vincent Cromwell V. Seria for a period of One(1) Year effective July 2019 with a monthly retainer's fee of Ten Thousand Pesos (Php10,000.00, subject to the written approval from the Office of the Government Corporate Counsel (OGCC) with the concurrence of the Commission on Audit (COA); and authorize the General Manager, Bienvenido V. Batar, Jr. , to sign the Retainership Agreement , for and in behalf of the COWD.
058	July 1, 2019	Authorize the <i>General Manager</i> , Bienvenido V. Batar, Jr. to place in temporary investment the amount of Nine Million Pesos (Php9,000,000.00) from COWD Expansion & Operating Reserve Fund per Account No. 0810-020010-030 with the Development Bank of the Philippines (DBP)-Corrales Branch for six (6) months at 1.500% per annum, with an option for renewal and to authorize the General Manager, Bienvenido V. Batar, Jr. to sign pertinent banking documents for and in behalf of COWD.
059	July 1, 2019	Award to Gotesco Marketing Inc. as the supplier with the Lowest Calculated and Responsive Bid for the 1 Lot Supply and Delivery of Brand New Submersible Electric Motors in Various Horse Powers per PR No.19-05-08-0039 in the amount of One Million Eight Hundred Seventy Thousand Three Hundred Forty One Pesos (Php1,870,341.00) only for ready spare submersible motor; and authorize the General Manager, Bienvenido V. Batar, Jr. to sign the Purchase Order and other pertinent documents for and in behalf of COWD.

060	August 5, 2019	Authorize the General Manager, Bienvenido V. Batar, Jr. to secure a certificate of accreditation from Department of Health (DOH) for Macasandig laboratory to conduct a drinking water quality analysis and to sign pertinent documents for and in behalf of COWD.																								
061	August 5, 2019	Approve "COWD E.B. SAN JUAN WATER QUALITY LABORATORY" as the official name of the COWD Macasandig laboratory.																								
062	August 5, 2019	Award to Nonabon Enterprises as the supplier with the <i>Single Calculated and Responsive Bid</i> for the '1 Lot Civil Works Support Facilities for PW No.33-Lumbia", per specifications under PR No.19-03-07-0026 in the amount of Php3,611,172.89 and authorize the <i>General Manager, Bienvenido V. Batar, Jr.</i> to sign the <i>Purchase Order</i> and other pertinent documents for and in behalf of COWD.																								
063	August 5, 2019	Award to Gesalem Enterprises/Mystic Water Philippines Inc. as the supplier with the <i>Single Calculated and Responsive Bid</i> for the '1 Lot Supply, Delivery, Installation and Commissioning of Automated Gas Chlorinating System", per specifications under PR No.19-05-08-0037 in the amount of Php6,700,000.00 and authorize the <i>General Manager, Bienvenido V. Batar, Jr.</i> to sign the <i>Purchase Order</i> and other pertinent documents for and in behalf of COWD.																								
064	August 5, 2019	Approve and confirm the following appointees to managerial positions with salary Grade 26 and above, to wit: <p style="text-align: center;">APPOINTEES TO THE MANAGERIAL POSITIONS</p> <table border="1" style="margin-left: auto; margin-right: auto;"> <thead> <tr> <th>Item No.</th> <th>Position Title</th> <th>SG</th> <th>Appointee</th> </tr> </thead> <tbody> <tr> <td colspan="4" style="text-align: center;">ASSISTANT GENERAL MANAGER</td> </tr> <tr> <td>268</td> <td>Assistant General Manager for Technical Services</td> <td>27</td> <td>Eleazar J. Linaac</td> </tr> <tr> <td>35</td> <td>Assistant General Manager for AFC Services</td> <td>27</td> <td>Omella C. Recto</td> </tr> <tr> <td colspan="4" style="text-align: center;">FINANCE DEPARTMENT</td> </tr> <tr> <td>75</td> <td>Department Manager A</td> <td>26</td> <td>Adella L. Flores</td> </tr> </tbody> </table>	Item No.	Position Title	SG	Appointee	ASSISTANT GENERAL MANAGER				268	Assistant General Manager for Technical Services	27	Eleazar J. Linaac	35	Assistant General Manager for AFC Services	27	Omella C. Recto	FINANCE DEPARTMENT				75	Department Manager A	26	Adella L. Flores
Item No.	Position Title	SG	Appointee																							
ASSISTANT GENERAL MANAGER																										
268	Assistant General Manager for Technical Services	27	Eleazar J. Linaac																							
35	Assistant General Manager for AFC Services	27	Omella C. Recto																							
FINANCE DEPARTMENT																										
75	Department Manager A	26	Adella L. Flores																							
065	August 19, 2019	Authorize the <i>General Manager, Bienvenido V. Batar, Jr.</i> to place in temporary investment the amount of Twenty Million Pesos (Php 20,000,000.00) from COWD Contingency Fund per Account No. 0810-020017-031 with the Development Bank of the Philippines (DBP)-Corrales Branch for six (6) months at 1.50% per annum, with an option for renewal and to authorize the <i>General Manager, Bienvenido V. Batar, Jr.</i> to sign pertinent banking documents for and in behalf of COWD.																								
066	August 19, 2019	Award to Constech Asia Corporation as the supplier with the <i>Single Calculated and Responsive Bid</i> for the '1 Lot Supply and Delivery of Various Service Connection Control Valves", per specifications under PR No.19-05-05A-0025 in the amount of Php 982,900.00 and authorize the <i>General Manager, Bienvenido V. Batar, Jr.</i> to sign the <i>Purchase Order</i> and other pertinent documents for and in behalf of COWD.																								

067	August 19, 2019	Award to Mie Oro Plast Corporation as the supplier with the <i>Single Calculated and Responsive Bid</i> for the '1 Lot Plastic Service Connection Fittings", per specifications under PR No.19-05-05A-0023 in the amount of Php 3,578,313.24 and authorize the <i>General Manager</i> , Bienvenido V. Batar, Jr. to sign the <i>Purchase Order</i> and other pertinent documents for and in behalf of COWD.
068	August 19, 2019	<p>Declare First Failure of Bidding for the one (1) lot supply and delivery of various sizes steel pipes, per specifications under PR No.19-07-07-0113 on the grounds that no supplier has participated in the bidding thus no bids are received;</p> <p>Resolved further to authorize Management to return the Purchase Requisition for review of ABC and possible reconstruction.</p>
069	August 19, 2019	To hire the legal services of Atty. Georgina P. Sumicad-Huerbana and to represent the COWD Board of Directors to the Civil Service Commission Proper with Case No. D1720011318 (Rachel M. Beja vs. the Board of Directors of the Cagayan de Oro City Water District) with a professional fee of not more than Fifty Thousand Pesos (Php 50,000.00) only.
070	August 19, 2019	<p>Approve the amendment of Section 1. Eligibility and Section 2. Duration under the Article II-membership of the PF Constitution & By-Laws, to wit:</p> <ul style="list-style-type: none"> • Section 1. Eligibility. All permanent and full-time officers and employees of the District on regular salary basis, including the General Manager regardless of employment status, except those appointed or connected with the District on casual or part-time employment basis, shall be eligible to become members of the Fund. An eligible employee shall become a member of the fund upon his or her submission of the Membership Form to the Fund duly approved by the General Manager of the District. • Section 2. Duration. – Membership in the fund shall be deemed continuous until the member is separated from the District or dismissed for cause, or has voluntarily withdrawn membership there from pursuant to these rules. Such continuous membership shall not be affected by the change of employment status in the District due to promotion or transfer through no fault of the member. Members going on terminal leave prior to retirement shall have the option of continuing membership in the Fund and avail of all benefits thereof until expiration of such terminal leave.
071	September 12, 2019	Authorize the General Manager, Bienvenido V. Batar, Jr. to sign the Memorandum of Agreement (MOA) by and between the Cagayan de Oro City Water District (COWD) and the Government Service Insurance System (GSIS) for the implementation of the GSIS Financial Assistance Loan II (GFAL II), for and in behalf of COWD.

072	September 12, 2019	Approve the Guidelines for Claiming and Processing of Overtime expanding the coverage of personnel , a copy hereto attached which forms an integral part of this resolution.
073	October 1, 2019	Award to Constech Asia Corporation as the supplier with the Lowest Calculated and Responsive Bid for the 'One (1) Lot Supply and Delivery of Galvanized Steel Service Connection Fittings and Materials' per PR No.19-05-05A-0024 in the amount of Eight Hundred Sixty Thousand Three Hundred Fifty Two Pesos (P860,352.00) only for replenishment of stocks; and authorize the General Manager, Bienvenido V. Batar, Jr. to sign the Purchase Order and other pertinent documents for and in behalf of COWD.
074	October 1, 2019	Award to Uni-Field Enterprises, Inc. as the supplier with the <i>Single Calculated and Responsive Bid</i> for the 'One (1) Lot Supply and Delivery of Various Mechanical Water Meters', per specifications under PR No.18-07-01-0022 in the amount of Ten Million Nine Hundred Fifty Five Thousand Pesos Three Hundred Ninety Pesos (Php10,955,390.00) only and authorize the <i>General Manager</i> , Bienvenido V. Batar, Jr. to sign the <i>Purchase Order</i> and other pertinent documents for and in behalf of COWD.
075	October 1, 2019	Authorize the General Manger, Engr. Bienvenido V. Batar, Jr. to sign the Memorandum of Agreement (MOA) by and between the Cagayan de Oro City Water District (COWD) and the CEDAR Drug Testing Laboratory for the mandatory drug test of all COWD Employees pursuant to Republic Act (RA) No. 9265 otherwise known as the 'Comprehensive Dangerous Drugs Act of 2002' and Civil Service Commission Memorandum Circular No.13, S-2010 for and in behalf of COWD.
076	October 9, 2019	Authorize the General Manger, Bienvenido V. Batar, Jr. to sign the Amended Term Loan Agreement with the Development Bank of the Philippines (DBP) for and in behalf of COWD.
077	October 9, 2019	Authorize the General Manger, Bienvenido V. Batar, Jr. to close the COWD's Overseas Filipino Bank (OFBank) Account No.0008-002326-231, and to transfer the remaining balance of Php397,182.17 from OFBank to Development Bank of the Philippines (DBP)-Corrales Branch General Fund with Account No. 008-002326-231.
078	October 9, 2019	To pay the Government Share (GS) of back Premium, Arrearages and Interest with 50% condonation covering the period from June 1978 to March 1992 for retired and/or separated employees in the total amount of Php447,055.78 charged to the retained earnings.
079	November 14, 2019	Confirm authorize the release of the Year-end Bonus/13th Month and Cash Gift for 2019 on 15 November 2019 in the total amount of Seventeen Million Seventeen Thousand Seven Hundred Ninety Five Pesos (P17,017,795.00) only to be taken from the General Fund of the approved 2019 Budget in view of DBM Budget Circular No.2016-4 dated 28 April 2016 pursuant to EO No.201 and Joint Circular JC) of the Civil Service Commission (CSC), the Commission on Audit (COA) and the Department of Budget and Management (DBM) per CSC-COA-DBM JC. No.01, s.2018 dated 9 November 2018

080	November 11, 2019	<p>Confirmed as it hereby confirms, the approval for roll-over and re-investment of COWD time deposit of seven (7) accounts at DBP Corrales and one (1) account at DBP Capistrano, to wit:</p> <table border="1" data-bbox="678 370 1399 755"> <thead> <tr> <th>Date of Maturity</th> <th>Account Name</th> <th>Bank/Branch</th> <th>Amount</th> </tr> </thead> <tbody> <tr> <td>11/4/2019</td> <td>COWD Improvement Fund (4)</td> <td>DBP Corrales</td> <td>₱ 58,863,849.77</td> </tr> <tr> <td>11/4/2019</td> <td>COWD Capital Improvement Fund (20)</td> <td>DBP Corrales</td> <td>₱ 30,545,270.55</td> </tr> <tr> <td>11/4/2019</td> <td>COWD Expansion & Operating Res. (1)</td> <td>DBP Corrales</td> <td>₱ 2,964,965.26</td> </tr> <tr> <td>11/6/2019</td> <td>COWD Capital Improvement Fund (14)</td> <td>DBP Capistrano</td> <td>₱ 20,624,854.71</td> </tr> <tr> <td>11/11/2019</td> <td>COWD Capital Improvement Fund (22A)</td> <td>DBP Corrales</td> <td>₱ 10,121,366.00</td> </tr> <tr> <td>11/12/2019</td> <td>COWD NRW Reduction Project (A)</td> <td>DBP Corrales</td> <td>₱ 25,765,366.96</td> </tr> <tr> <td>11/25/2019</td> <td>COWD Capital Improvement Fund (22B)</td> <td>DBP Corrales</td> <td>₱ 50,300,000.00</td> </tr> <tr> <td>11/25/2019</td> <td>COWD Pensions and Benefits</td> <td>DBP Corrales</td> <td>₱ 10,000,000.00</td> </tr> </tbody> </table> <p>Authorize the General Manager to sign pertinent banking documents for and in behalf of COWD.</p>	Date of Maturity	Account Name	Bank/Branch	Amount	11/4/2019	COWD Improvement Fund (4)	DBP Corrales	₱ 58,863,849.77	11/4/2019	COWD Capital Improvement Fund (20)	DBP Corrales	₱ 30,545,270.55	11/4/2019	COWD Expansion & Operating Res. (1)	DBP Corrales	₱ 2,964,965.26	11/6/2019	COWD Capital Improvement Fund (14)	DBP Capistrano	₱ 20,624,854.71	11/11/2019	COWD Capital Improvement Fund (22A)	DBP Corrales	₱ 10,121,366.00	11/12/2019	COWD NRW Reduction Project (A)	DBP Corrales	₱ 25,765,366.96	11/25/2019	COWD Capital Improvement Fund (22B)	DBP Corrales	₱ 50,300,000.00	11/25/2019	COWD Pensions and Benefits	DBP Corrales	₱ 10,000,000.00
Date of Maturity	Account Name	Bank/Branch	Amount																																			
11/4/2019	COWD Improvement Fund (4)	DBP Corrales	₱ 58,863,849.77																																			
11/4/2019	COWD Capital Improvement Fund (20)	DBP Corrales	₱ 30,545,270.55																																			
11/4/2019	COWD Expansion & Operating Res. (1)	DBP Corrales	₱ 2,964,965.26																																			
11/6/2019	COWD Capital Improvement Fund (14)	DBP Capistrano	₱ 20,624,854.71																																			
11/11/2019	COWD Capital Improvement Fund (22A)	DBP Corrales	₱ 10,121,366.00																																			
11/12/2019	COWD NRW Reduction Project (A)	DBP Corrales	₱ 25,765,366.96																																			
11/25/2019	COWD Capital Improvement Fund (22B)	DBP Corrales	₱ 50,300,000.00																																			
11/25/2019	COWD Pensions and Benefits	DBP Corrales	₱ 10,000,000.00																																			
081	November 14, 2019	<p>Approve the recommendation of the Management to donate used office equipment, namely: one (1) unit Computer, Intel Core i5-3470 3.1GHz, with keyboard, mouse, and Led monitor, and one (1) unit Canon iR2024 Digital Copier to Labason Water District and authorize the General Manager, Bienvenido V. Batar, Jr. to sign the Deed of Donation, for and in behalf of COWD.</p>																																				
082	November 14, 2019	<p>Award to CDO Electrocure Corporation as the supplier with the <i>Single Calculated and Responsive Bid</i> for the '1 Lot Transfer of Bugo and Balulang Booster Generating Set to Ground Level", per specifications under PR No.19-06-07-0064 in the amount of Php 2,309,434.39.00 and authorize the <i>General Manager</i>, Bienvenido V. Batar, Jr. to sign the <i>Purchase Order</i> and other pertinent documents for and in behalf of COWD.</p>																																				
083	November 14, 2019	<p>Award to Janglo Trading & Construction as the supplier with the <i>Single Calculated and Responsive Bid</i> for the 'Supply and Delivery of Two (2) Units Brand-New Portable Air Compressors", per specifications under PR No.19-08-04-0128 in the amount of Php 2,516,360.80 and authorize the <i>General Manager</i>, Bienvenido V. Batar, Jr. to sign the <i>Purchase Order</i> and other pertinent documents for and in behalf of COWD.</p>																																				
084	November 14, 2019	<p>Declare First Failure of Bidding for the 'Supply and Delivery of one (1) Lot Additional Structured Cabling Materials and Trainings', per specifications under PR No.19-09-03-0025 on the grounds that the supplier has failed to submit the valid certification as authorized distributor, trader, dealer or supplier of the product issued by the manufacturer or certification as manufacturer with validity period. The same is considered incomplete submission and declared non-complying and ineligible using non-discretionary pass or fail criteria;</p> <p>Resolved further to authorize Management to conduct Second Re-Bidding to Rule X, Section 35.1 of the Revised implementing rules and Regulations (R-IRR) of RA 9184.</p>																																				

085	November 14, 2019	Award to Edmond Ray Construction & Supply as the supplier with the Lowest Calculated and Responsive Bid for the 1 lot elevated generator steel platform at Macasandig Booster Station per PR No.19-07-07-0116 in the amount of Five Million Four Hundred Eighteen Thousand Three Hundred Two Pesos (Php 5,418,302.00) only elevated generator steel platform at Macasandig Booster Station; and authorize the General Manager, Bienvenido V. Batar, Jr. to sign the Purchase Order and other pertinent documents for and in behalf of COWD.
086	November 14, 2019	Approve the recommendation of the Management to donate fittings and materials to Metro Kidapawan Water District (MKWD,) namely: one (1) piece 150mm Gatevalve, one (1) piece 200mm Gatevalve, eight (8) pieces 200mm x 45 deg. Mechanical Elbow, and eight (8) pieces 150mm x 45 deg. Mechanical Elbow, and to authorize the General Manager, Bienvenido V. Batar, Jr. to sign the Deed of Donation for and in behalf of COWD.
087	November 14, 2019	Approve the recommendation of the Management to extend financial assistance in the amount of Fifty Thousand Pesos (Php 50,000.00) each for Tulunan Water District, Metro Kidapawan Water District, Bansalan Water District, and M'lang Water District in response to an appeal for help for victims of earthquake hit in Southern and Central Mindanao per NORMIN-NRMC letter dated 05 November 2019, totaling to an amount of Two Hundred Thousand Pesos (Php 200,000.00) to be taken from the Disaster Fund of the Approved 2019 COWD Budget.
088	November 20, 2019	Award to Edmond Ray Construction & Supply as the supplier with the Lowest Calculated and Responsive Bid for the 1 lot elevated steel platform for chlorinating system at Old Booster Station, Pilot De Lara St., Macasandig, Cagayan de Oro City, per PR No.19-09-07-0150, in the amount of Nine Hundred Two Thousand six Hundred Twenty Seven Pesos and Twenty Seven Centavos (Php 902,627.27.00) only for one (1) elevated steel platform for chlorinating system at the Old Booster Station, Pilot De Lara St., Macasandig, Cagayan de Oro City; and authorize the General Manager, Bienvenido V. Batar, Jr. to sign the Purchase Order and other pertinent documents for and in behalf of COWD.
089	December 6, 2019	Approve and support the appointment of the General Manager Bienvenido V. Batar, Jr. as Philippine Association of Water Districts (PAWD) Vice President for Mindanao and Chairman for Awards Committee for calendar year (CY) 2020-2021.
090	December 6, 2019	Grant the release of the 20% Premium to Job order employees of the District for the period covering November to December 2019 pursuant to the Civil Service (CSC), Commission on Audit (COA) and the Department of Budget and Management (DBM) Joint Circular No.1, s.2018 amounting to One Hundred Eighty Thousand Three Hundred One Pesos (Php180,301.00) only; to be taken from Maintenance and Other Operating Expenses (MOOE) of the approved 2019 Budget.

091	December 6, 2019	Authorize Management to release the <i>Productivity Enhancement Incentive</i> for FY 2019 to all employees of the District who have rendered actual service while occupying a regular, contractual or casual position, pursuant to EO No. 201, S-2016 and <i>DBM Budget Circular No. 2017-4</i> dated 4 December 2017 in the amount of Three Million One Hundred Sixty Five Thousand Pesos (Php3,165,000.00) only; to be released on 15 December 2019.
092	December 16, 2019	Approve the COWD Budget for C.Y. 2020 excluding the 2-step increase of 10% each in the water rates with specific instruction that Management shall come up with an internal budget without the increase in water rates; Resolved further that a Board Resolution shall be secured first before the implementation of the said increase.
093	December 16, 2019	Authorize Management to release the <i>Service Recognition Incentive (SRI)</i> for FY 2019 to all employees of the District who have rendered actual service while occupying a regular, contractual or casual position, pursuant to DBM Circular No. 2019-6, S-2019 dated 9 December 2019 in the amount of Six Million Three Hundred Thirty Pesos (Php6,330,000.00) only; to be released on 20 December 2019.
094	December 16, 2020	Declare First Failure of Bidding for the one (1) Lot 200mm diameter and 100mm diameter Pipeline Extension and Interconnection in Villa Flora Subdivision and Talidhay Subdivision, Cugman, Cagayan de Oro City, per specifications under PR No.19-10-07-0155 on the grounds that the bidder's financial proposal exceeds ABC thus considered non-complying and ineligible bidder; Resolved further to authorize Management to conduct Second Re-Bidding to Rule X, Section 35.1 of the Revised implementing rules and Regulations (R-IRR) of RA 9184.
095	December 16, 2019	Award to Uni-Field Enterprises, Inc. as the supplier with the <i>Single Calculated and Responsive Bid</i> for the 'Supply and Delivery of 6,260 Sets 13mm diameter Mechanical Water Meters', per specifications under PR No.19-10-05A-0053 in the amount of Php 10,955,000.00 and authorize the <i>General Manager</i> , Bienvenido V. Batar, Jr. to sign the <i>Purchase Order</i> and other pertinent documents for and in behalf of COWD.
096	December 16, 2019	Award to Comfac Corporation as the supplier with the <i>Second Lowest Calculated and Responsive Bid</i> for the '1 lot office furniture systems for finance department', per specifications under PR No.19-08-05-0015 in the amount of Two Million One Hundred Thousand Pesos (Php 2,100,000.00) only for replenishment of stocks; and authorize the <i>General Manager</i> , Bienvenido V. Batar, Jr., to sign the <i>Purchase Order</i> and other pertinent documents for and in behalf of COWD.
097	December 16, 2019	Authorize the <i>General Manager</i> Bienvenido V. Batar, Jr. to endorse the official travel of Engr. Reynaldo A. Secor, Jr. to participate in the return training for "Batch 16" through the Young Expert Program (YEP) of the Netherlands and VEI on February 2 to 28, 2020 in the Netherlands.

CAGAYAN DE ORO CITY WATER DISTRICT
Corrales Avenue, Cagayan de Oro City

**LIST OF
COWD MAJOR REPORTS PREPARED REGULARLY
(CY-2019)**

1. Financial Reports
 - a. Balance Sheet Statement
 - b. Statement of Changes in Equity
 - c. Income Statement
 - d. Cash Flow Statement
 - e. Notes to Financial Statement
2. Monthly Data Sheet
3. Monthly Production Report
4. Monthly Operation Report
5. Bacteriological Test
6. Flushing Report
7. Summary of Water Production and Consumption
8. Sales and Operation Reports
9. Service Connection Growth
10. Summary of Accounts Receivable-Customers (Active & Inactive with Aging Schedule)
11. Summary of Complaints
12. Selected Performance Ratio
13. Socio-Economic Status Survey (Market Survey)

CAGAYAN DE ORO CITY WATER DISTRICT

FINANCIAL REPORT

December 31, 2019

Date

PHILIPPINE CURRENCY



FINANCIAL STATEMENTS
December 31, 2019

TABLE OF CONTENTS

- 1.) Trial Balance
- 2.) Balance Sheet
- 3.) Statement of Changes in Equity
- 4.) Income Statement
- 5.) Cash Flow Statement
- 6.) Notes to Financial Statements

Prepared by:

ROSELYN L. TOLENTINO
Senior Corporate Accountant A

Checked & Noted by:

ADELFA L. FLORES
Finance Manager

Approved by:

BIENVENIDO V. BATAR, SR.
General Manager



REPUBLIC OF THE PHILIPPINES
CAGAYAN DE ORO CITY WATER DISTRICT
 Corrales Avenue, Cagayan de Oro City

ANNEX F

Trial Balance
As of December 31, 2019

Account Name	Account Code	Debit	Credit
Cash -Collecting Officers	10101010	3,519,612.33	
Petty Cash	10101020	-	
Local Currency On Hand	10101030	-	
Cash In Bank- Local Currency, Current Account	10102020	246,443,106.11	
Time Deposits-Local Currency	10105020	103,865,646.45	
Investment In Time Deposits-Local Currency	10211010	493,210,693.66	
Accounts Receivable	10301010	354,171,093.05	
Allowance For Impairment-Accounts Receivable	10301011		37,884,688.61
Receivable- Disallowances/Charges	10305010	39,971,212.51	
Due From Officers And Employees	10305020	17,480.84	
Other Receivables	10305990	1,182,008.93	
Allowance For Impairment-Other Receivables	10305991		987,069.77
Work-in-Process Inventory	10403020	153,060.37	
Finished Goods Inventory	10403030	1,709,914.30	
Office Supplies Inventory	10404010	6,328,819.38	
Accountable Forms, Plates And Stickers	10404020	933,834.10	
Non-Accountable Forms Inventory	10404030	346,379.79	
Fuel, Oil And Lubricant Inventory	10404080	325,563.11	
Chemicals And Filtering Supplies Inventory	10404120	2,355,745.17	
Construction, Materials Inventory	10404130	172,100,154.05	
Other Supplies And Materials Inventory	10404990	9,151,230.43	
Semi-Expendable Furniture and Fixtures Inventory	10406010	29,196.32	
Semi-Expendable Office Equipment Inventory	10405020	12,684.40	
Land	10601010	40,830,774.18	
Plant-Utility Plant In Service (UPIS)	10603110	1,627,797,108.42	
Accumulated Depreciation-Plant (UPIS)	10603111		939,118,598.33
Buildings	10604010	37,153,320.48	
Accumulated Depreciation-Buildings	10604011		10,992,094.60
Water Plant, Structure And Improvements	10604070	109,749,303.25	
Accumulated Depreciation-Water Plant	10604071		58,032,612.15
Machinery	10605010	286,434,035.72	
Accumulated Depreciation-Machinery	10605011		202,840,290.91
Office Equipments	10605020	58,198,771.40	
Accumulated Depreciation-Office Equipments	10605021		23,401,559.39
Information And Communication Technology Equipment	10605030	13,838,838.57	
Accumulated Depreciation-Information And Communication Equipment	10605031		116,889.50
Communication Equipment	10605070	11,229,051.13	
Accumulated Depreciation-Communication Equipment	10605071		2,474.76
Construction And Heavy Equipment	10605080	1,495,000.00	
Accumulated Depreciation-Construction And Heavy Equipment	10605081		33,637.50
Disaster Response And Rescue Equipment	10605090	1,049,950.00	
Accumulated Depreciation-Disaster Response And Rescue Equip.	10605091		22,498.50
Sports Equipment	10605130	16,800.00	
Technical & Scientific Equipment	10605140	41,207.82	
Other Equipment	10605990	74,615,188.89	
Accumulated Depreciation-Other Equipment	10605991		8,006,614.38
Motor Vehicles	10606010	86,584,130.48	
Accumulated Depreciation-Motor Vehicles	10606011		38,981,754.01
Furniture, Fixtures And Books	10607010	3,676,801.00	
Accumulated Depreciation-Furniture, Fixtures And Books	10607011		2,055,554.03
Construction In Progress-Infrastructure Assets	10699020	18,994,209.64	
Construction In Progress-Buildings And Other Structures	10699030	131,287,470.29	
Computer Software	10801020	4,928,877.00	
Accumulated Depreciation-Computer Software	10801021		17,903.16
Other Intangible Assets	10801980	4,056,086.48	
Accumulated Depreciation-Other Intangible Assets	10801981		3,284,783.85
Advances to Officers And Employees	19901040	4,024.22	
Advances to Contractor	19902010	2,814,583.17	
Unrepaid Registration	19902030	60,470.35	
Unrepaid Insurance	19902050	898,010.82	
Withholding Tax At Source	19902080	-	
Other Prepayments	19902990	40,483.71	
Guaranty Deposit	19903020	9,557,471.32	
Restricted Funds	19904010	102,309,699.86	



REPUBLIC OF THE PHILIPPINES
CAGAYAN DE ORO CITY WATER DISTRICT
 Corrales Avenue, Cagayan de Oro City

ANNEX F

Trial Balance
As of December 31, 2019

Account Name	Account Code	Debit	Credit
Other Asset	19999990	3,370,923.08	
Accounts Payable	20101010		93,279,477.68
Due to Officers And Employees	20101020		17,225.85
Loans Payable-Domestic	20101030		596,750,927.02
Due to BIR	20201010		9,259,032.86
Due to GSIS	20201020		4,738,435.79
Due to Pag-ibig	20201030		134,497.10
Due to Philhealth	20201040		359,393.94
Due to SSS	20201110		599.40
Guaranty/Security Deposit Payable	20401040		29,690,428.56
Customers' Deposits Payable	20401050		9,056,122.05
Other Deferred Credits	20501990		39,355,682.00
Leave Benefits Payable	20601020		25,214,458.91
Other Payables	29999990		8,835,041.61
Government Equity	30101020		866,925.40
Revaluation Surplus	30201010		28,265,234.04
Retained Earnings/ (Deficit)	30701010		1,869,183,153.39
Waterworks System Fees	40202090		1,088,203,239.23
Interest Income	40202210		9,689,534.28
Fines And Penalties-Business Income	40202230		43,708,324.94
Other Business And Business Income	40202990		6,878,306.59
Income From Grants And Donations In Cash	40402010		1,000,000.00
Miscellaneous Income	40603990		4,222,296.51
Salaries And Wages-Regular	50101010	117,595,320.61	
Salaries And Wages-Casual/Contractual	50101020	28,948,534.58	
Personnel Economic Relief Allowance (Pera)	50102010	13,353,292.96	
Representation Allowance (Ra)	50102020	2,076,750.00	
Transportation Allowance (Ta)	50102030	2,076,750.00	
Clothing/ Uniform Allowance	50102040	3,629,633.20	
Honoraria	50102100	627,550.00	
Overtime And Night Pay	50102130	5,723,834.85	
Year End Bonus	50102140	13,308,897.68	
Cash Gift	50102150	3,007,694.29	
Other Bonuses And Allowances	50102990	17,734,786.37	
Retirement And Life Insurance Premiums	50103010	18,072,110.87	
Pag-Ibig Contributions	50103020	686,780.48	
Philhealth Contributions	50103030	1,786,153.67	
Employees Compensation Insurance Premiums	50103040	724,837.17	
Provident/Welfare Fund Contributions	50103050	27,829,055.26	
Other Personnel Benefits	50104990	7,265,930.00	
Travel Expenses-Local	50201010	2,471,595.11	
Travel Expenses-Foreign	50201020	40,633.48	
Training Expenses	50202010	3,521,437.30	
Office Supplies Expense	50203010	2,769,578.61	
Accountable Forms Expenses	50203020	1,180,745.00	
Non-Accountable Forms Expenses	50203030	120,100.04	
Drugs And Medicines Expenses	50203070	45,115.25	
Fuel, Oil And Lubricants Expenses	50203090	4,250,552.81	
Chemicals And Filtering Supplies Expenses	50203130	4,837,329.64	
Semi-Expendable Machinery And Equipment Expenses	50203210	367,128.29	
Semi-Expendable Furniture, Fixtures And Books Expe	50203220	423,037.43	
Other Supplies And Materials Expenses Expenses	50203990	1,351,966.11	
Electricity	50204020	5,355,871.84	
Postage And Courier Services	50205010	100,142.00	
Telephone Expenses	50205020	1,417,291.94	
Internet Subscription Expenses	50205030	398,819.81	
Cable, Satellite, Telegraph And Radio Expenses	50205040	39,520.00	
Indemnities	50206030	171,071.50	
Survey Expenses	50207010	8,000.00	
Generation, Transmission And Distribution Expenses	50209010	620,752,528.89	
Extraordinary And Miscellaneous Expenses	50210030	117,600.00	
Legal Services	50211010	142,800.00	
Auditing Services	50211020	544,970.19	
Consultancy Services	50211030	72,500.00	



REPUBLIC OF THE PHILIPPINES
CAGAYAN DE ORO CITY WATER DISTRICT
Corrales Avenue, Cagayan de Oro City

ANNEX F

Trial Balance
As of December 31, 2019

Account Name	Account Code	Debit	Credit
Other Professional Services	50211990	260,000.00	
Janitorial Services	50212020	902,946.95	
Security Services	50212030	11,909,817.01	
Other General Services	50212990	581,681.84	
Repairs And Maintenance-Infrastructure Assets	50213030	14,896,335.40	
Repairs And Maintenance-Buildings And Other Struct	50213040	583,579.08	
Repairs And Maintenance-Machinery & Equipment	50213050	952,214.17	
Repairs And Maintenance- Transportation Equipment	50213060	2,511,884.79	
Repairs And Maintenance- Furniture And Fixtures	50213070	5,256.00	
Taxes, Duties And Licenses	50215010	22,439,801.88	
Fidelity Bond Premiums	50215020	196,382.50	
Insurance Expenses	50215030	1,853,884.38	
Labor And Wages	50216010	7,008,763.15	
Advertising, Promotional And Marketing Expenses	50299010	806,433.75	
Printing And Publication Expenses	50299020	1,219,059.96	
Representation Expenses	50299030	68,051.54	
Transportation And Delivery Expenses	50299040	639,554.00	
Rent/ Lease Expenses	50299050	1,319,265.00	
Membership Dues And Contributions To Organizations	50299060	171,506.00	
Donations	50299080	84,435.00	
Directors And Committee Member'S Fee	50299120	2,410,192.15	
Major Events And Conventions Expenses	50299180	1,642,114.89	
Other Maintenance And Operating Expenses	50299990	3,479,579.29	
Interest Expenses	50301020	38,186,810.14	
Bank Charges	50301040	7,357.66	
Depreciation-Infrastructure Assets	50501030	47,732,430.98	
Depreciation-Buildings And Other Structures	50501040	6,704,762.59	
Depreciation-Machinery And Equipment	50501050	33,746,349.65	
Depreciation-Transportation Equipment	50501060	6,791,856.02	
Depreciation-Furniture, Fixtures And Books	50501070	819,843.00	
Amortization-Intangible Assets	50502010	1,024,326.70	
Impairment Loss-Loans And Receivable	50503020	1,722,611.33	
		<u>5,194,487,360.60</u>	<u>5,194,487,360.60</u>



REPUBLIC OF THE PHILIPPINES
CAGAYAN DE ORO CITY WATER DISTRICT
Coronel Avenue, Cagayan de Oro City

ANNEX F-1

Statement of Financial Position
As of December 31, 2019
(With comparative figures for CY 2018)

	2019		2018		Increase (Decrease) Over Last Year	
	Amount	% to Total	Amount	% to Total	Amount	% to Total
ASSETS						
Current Assets						
Cash and Cash Equivalent						
Cash on Hand						
Cash -Collecting Officers						
Petty Cash	3,519,612.33	0.13	4,064,402.90	0.15	(544,790.57)	(13.40)
Local Currency on Hand	-	-	-	-	-	-
Cash in Bank-Local Currency						
Cash in Bank- Local Currency, Current Account	246,443,106.11	8.99	167,677,930.76	6.00	78,765,175.35	46.97
Cash Equivalent						
Time Deposits-Local Currency	103,865,646.45	3.79	194,175,092.21	7.29	(90,309,445.76)	(48.97)
Total	353,828,364.89	12.91	365,917,425.87	13.10	(21,471,719.19)	(5.87)
Investments						
Investments in Time Deposits						
Investment in Time Deposits-Local Currency	493,210,693.66	17.99	645,690,241.50	23.11	(152,479,547.84)	(23.61)
Receivables						
Accounts Receivables						
Accounts Receivable	354,171,093.05	12.92	318,386,861.65	11.40	35,784,231.40	11.24
Allowance For Impairment-Accounts Receivable	(37,884,688.61)	(1.38)	(36,259,606.58)	(1.30)	(1,625,082.03)	4.48
Other Receivables						
Receivable- Disallowances/Charges *	39,971,212.51	1.46	39,971,212.51	1.43	-	-
Due From Officers And Employees	17,480.84	-	802.13	-	16,678.71	2,079.30
Other Receivables	1,182,008.93	0.04	1,046,392.53	0.04	135,616.40	12.96
Allowance For Impairment-Other Receivables	(987,069.77)	(0.04)	-	-	(987,069.77)	(100.00)
Total	356,470,036.95	13.00	323,145,662.24	11.57	33,324,374.71	10.31
Inventories						
Inventory Held for Manufacturing						
Work-in-Process Inventory	153,060.37	0.01	(329,486.42)	(0.01)	482,546.79	146.45
Finished Goods Inventory	1,709,914.30	0.06	1,724,316.91	0.06	(14,402.61)	(0.84)
Inventory Held for Consumption						
Office Supplies Inventory	6,328,819.38	0.23	7,113,734.50	0.25	(784,915.12)	(11.03)
Accountable Forms, Plates And Stickers	933,834.10	0.03	-	-	933,834.10	100.00
Non-Accountable Forms Inventory	346,379.79	0.01	-	-	346,379.79	100.00
Fuel, Oil and Lubricant Inventory	325,563.11	0.01	297,675.17	0.01	27,887.94	9.37
Chemicals And Filtering Supplies Inventory	2,355,745.17	0.09	1,534,585.65	0.05	821,159.52	53.51
Construction, Materials Inventory	172,100,154.04	6.28	135,350,382.47	4.85	36,749,771.57	27.15
Other Supplies and Materials Inventory	9,151,230.43	0.33	16,706,114.76	0.60	(7,554,884.33)	(45.22)
Semi-Expendable Machinery & Equipment Inventory	12,684.40	-	-	-	12,684.40	100.00
Semi-Expendable Furniture and Fixtures Inventory	29,196.32	-	-	-	29,196.32	100.00
Total	193,446,581.41	7.06	162,397,323.04	5.81	31,049,258.37	19.12
Other Current Assets						
Advances						
Advances To Contractor	2,814,583.17	0.10	-	-	2,814,583.17	100.00
Prepayments						
Prepaid Registration	60,470.35	-	34,579.00	-	25,891.35	74.88
Prepaid Insurance	898,010.82	0.03	587,390.89	0.02	310,619.93	52.88
Withholding Tax at Source	-	-	-	-	-	-
Other Prepayments	40,483.71	-	9,020.00	-	31,463.71	348.82
Advances						
Advances to Officers and Employees	4,024.23	-	2,570.00	-	1,454.23	56.58
Total	3,817,572.27	0.14	633,559.89	0.02	3,184,012.38	502.33
Total Current Assets	1,400,773,249.18	51.10	1,497,784,212.54	53.62	(106,393,621.57)	(7.10)
non-Current Assets						
Property, Plant and Equipment, net						
Lands	40,830,774.18	1.49	40,831,117.63	1.46	(343.45)	-
Infrastructure Assets						
Plant-Utility Plant in Service (UPIS)	1,627,797,108.42	59.39	1,595,679,150.54	57.12	32,117,957.88	2.01
Accumulated Depreciation-Plant (UPIS)	(939,118,598.33)	(34.26)	-	-	(939,118,598.33)	100.00
Total Infrastructure Assets	688,678,510.09	25.12	1,595,679,150.54	57.12	(907,000,640.45)	(56.84)
Buildings and Other Structures						
Buildings						
Water Plant, Structure and Improvements	37,153,320.48	1.36	33,311,666.15	1.19	3,841,654.33	11.53
Total Buildings and Other Structures	109,749,303.25	4.00	109,308,532.52	3.91	440,770.73	0.40
Accumulated Depreciation-Buildings	146,902,623.73	5.36	142,620,198.67	5.11	4,282,425.06	3.00
Accumulated Depreciation-Water Plant	(10,992,094.60)	(0.39)	-	-	(10,992,094.60)	100.00
Total Accumulated Depreciation	(58,032,612.15)	(2.12)	-	-	(58,032,612.15)	100.00
Total Buildings and Other Structures, net	(69,024,706.75)	(2.52)	-	-	(64,742,281.69)	100.00
Machinery and Equipment						
Machinery						
Machinery	286,434,035.72	10.45	300,219,474.37	10.75	(13,785,438.65)	(4.59)
Accumulated Depreciation-Machinery	(202,840,290.91)	(7.40)	-	-	(202,840,290.91)	100.00
Office Equipments						
Office Equipments	58,198,771.40	2.12	59,886,314.75	2.14	(1,687,543.35)	(2.82)
Accumulated Depreciation-Office Equipments	(23,401,559.39)	(0.85)	-	-	(23,401,559.39)	100.00
Information And Communication Technology Equipment						
Information And Communication Technology Equipment	13,838,838.57	0.50	6,661,032.00	0.24	7,177,806.57	107.76
Accumulated Depreciation-Information And Communication	(116,889.50)	(0.00)	-	-	(116,889.50)	100.00
Communication Equipment						
Communication Equipment	11,229,051.13	0.41	10,836,066.10	0.39	392,985.03	(100.00)
Accumulated Depreciation-Communication Equipment	(2,474.76)	(0.00)	-	-	(2,474.76)	100.00
Construction And Heavy Equipment						
Construction And Heavy Equipment	1,495,000.00	0.05	-	-	1,495,000.00	(100.00)
Accumulated Depreciation-Construction And Heavy Equipment	(33,637.50)	(0.00)	-	-	(33,637.50)	100.00
Disaster Response And Rescue Equipment						
Disaster Response And Rescue Equipment	1,049,950.00	0.04	300,000.00	0.01	749,950.00	(100.00)
Accumulated Depreciation-Disaster Response And Rescue Equip.	(22,498.50)	(0.00)	-	-	(22,498.50)	100.00
Sports Equipment						
Sports Equipment	16,800.00	-	-	-	16,800.00	(100.00)
Technical & Scientific Equipment						
Technical & Scientific Equipment	41,207.82	-	41,207.82	-	-	(100.00)
Other Equipment						
Other Equipment	74,615,188.89	2.72	58,549,765.72	2.10	16,065,423.17	(100.00)
Accumulated Depreciation-Other Equipment	(8,006,614.38)	(0.29)	-	-	(8,006,614.38)	(100.00)
Total Machinery and Equipment	212,494,878.59	7.75	436,493,860.76	15.63	(223,942,846.17)	(51.30)



REPUBLIC OF THE PHILIPPINES
CAGAYAN DE ORO CITY WATER DISTRICT
Coron Avenue, Cagayan de Oro City

ANNEX F-1

Statement of Financial Position
As of December 31, 2019
(With comparative figures for C.Y. 2018)

	2019		2018		Increase (Decrease) Over Last Year	
	Amount	% to Total	Amount	% to Total	Amount	% to Total
ASSETS						
Transportation Equipment						
Motor Vehicles	86,584,130.48	3.16	73,789,292.63	2.64	12,794,837.85	17.34
Accumulated Depreciation-Motor Vehicles	(38,981,754.01)	(1.42)	-	-	(38,981,754.01)	100.00
Total Transportation Equipment	47,602,376.47	1.74	73,789,292.63	2.64	(26,186,916.16)	(35.49)
Furniture, Fixtures and Books						
Furniture, Fixtures And Books	3,676,801.00	0.13	3,311,350.97	0.12	365,450.03	11.04
Accumulated Depreciation-Furniture, Fixtures And Books	(2,055,554.03)	(0.07)	-	-	(2,055,554.03)	100.00
Total Furniture, Fixtures and Books	1,621,246.97	0.06	3,311,350.97	0.12	(1,690,104.00)	(51.04)
Construction in Progress						
Construction in Progress-Infrastructure Assets	18,994,209.64	0.69	13,305,067.31	0.48	5,689,142.33	42.76
Construction in Progress-Buildings And Other Structures	131,287,470.29	4.79	94,100,149.20	3.37	37,187,321.09	39.52
Total	150,281,679.93	5.48	107,405,216.51	3.84	42,876,463.42	39.92
Total Accumulated Depreciation						
Property, Plant and Equipment, not Intangible Assets	-	-	(1,214,232,697.47)	-	-	-
Total	1,219,387,383.21	44.49	1,185,897,490.24	42.45	(1,176,404,243.44)	(99.20)
Intangible Assets						
Computer Software	4,928,877.00	0.18	3,778,324.72	0.14	1,150,552.28	30.44
Other Intangible Assets	4,056,086.48	0.15	2,344,086.48	0.08	1,712,000.00	73.03
Accumulated Depreciation-Computer Software	(17,903.16)	-	-	-	(17,903.16)	(100.00)
Accumulated Depreciation-Other Intangible Assets	(3,284,783.85)	(0.12)	-	-	(3,284,783.85)	(100.00)
Total Accumulated Depreciation						
Total	5,682,276.47	0.21	4,484,492.34	0.16	(440,334.72)	(9.82)
Other Assets						
Deposits						
Guaranty Deposit	9,557,471.32	0.35	9,166,250.26	0.33	391,221.06	4.27
Restricted Funds						
Restricted Funds	102,309,699.86		84,747,162.19	3.03	17,562,537.67	20.72
Other Assets						
Other Asset	3,370,923.08	0.12	11,478,779.51	0.41	(8,107,856.43)	(70.63)
Total	115,238,094.26	4.20	105,392,191.96	3.77	9,845,902.30	9.34
Total Non-Current Assets	1,340,307,753.94	48.90	1,295,774,174.54	46.38	(1,166,998,675.87)	(90.06)
Total Assets	2,741,081,003.12	100.00	2,793,558,387.08	100.00	(52,477,383.96)	(1.88)
LIABILITIES						
Current Liabilities						
Financial Liabilities						
Payables						
Accounts Payable	93,279,477.68	3.40	50,757,436.42	1.82	42,522,041.26	83.77
Due To Officers And Employees	17,225.85	-	24,247.23	-	(7,021.38)	(28.96)
Loans Payable-Domestic	125,940,419.69	4.59	91,615,751.29	3.28	34,324,668.40	37.47
Total	219,237,123.22	8.00	142,397,434.94	5.10	76,839,688.28	53.96
Inter-Agency Payables						
Due to BIR	9,259,032.86	0.34	5,274,092.90	0.19	3,984,939.96	75.56
Due to GSIS	4,738,435.79	0.17	4,030,321.52	0.14	708,114.27	17.57
Due to Pag-ibig	134,497.10	-	61,428.58	-	73,068.52	118.95
Due to Philhealth	359,393.94	0.01	292,864.46	0.01	66,529.48	22.72
Due to SSS	599.40	-	599.40	-	-	-
Total	14,491,959.09	0.53	9,659,306.86	0.35	4,832,652.23	50.03
Trust Liabilities						
Guaranty/Security Deposit Payable	29,690,428.56	1.08	25,181,133.00	0.90	4,509,295.56	17.91
Customers' Deposits Payable	-	-	9,056,122.05	0.32	(9,056,122.05)	(100.00)
Total	29,690,428.56	1.08	34,237,255.05	1.23	(4,546,826.49)	(13.28)
Other Payables						
Leave Benefits Payable	25,214,458.91	0.92	-	-	25,214,458.91	100.00
Other Payables	8,835,041.61	0.32	47,539,410.32	1.70	(38,704,368.71)	(81.42)
Total	34,049,500.52	1.24	47,539,410.32	1.70	(13,489,909.80)	(28.38)
Total Current Liabilities	297,469,011.39	10.85	233,833,407.17	8.37	63,635,604.22	27.21
Non-Current Liabilities						
Loans Payable						
Loans Payable-Domestic	470,810,507.33	17.18	597,805,080.42	21.40	(126,994,573.09)	(21.24)
Trust Liabilities						
Customers' Deposits Payable	9,056,122.05	0.33	(0.00)	-	9,056,122.05	100.00
Deferred Credits						
Other Deferred Credits	39,355,682.00	1.44	30,562,327.48	1.09	8,793,354.52	28.77
Total Non-Current Liabilities	519,222,311.38	18.94	628,367,407.90	22.49	(109,145,096.52)	(17.37)
Total Liabilities	816,691,322.77	29.79	862,200,815.07	30.86	(45,509,492.29)	(5.28)
EQUITY						
Government Equity	866,925.40	0.03	866,925.40	0.03	-	-
Revaluation Surplus	28,265,234.04	1.03	28,265,234.04	1.01	-	-
Retained Earnings/(Deficit)	1,895,257,520.91	69.14	1,902,225,412.57	68.09	(6,967,891.66)	(0.37)
Total Equity	1,924,389,680.35	70.21	1,931,357,572.01	69.14	(6,967,891.66)	(0.36)
Total Liabilities and Equity	2,741,081,003.12	100.00	2,793,558,387.08	100.00	(52,477,383.96)	(1.88)



REPUBLIC OF THE PHILIPPINES
CAGAYAN DE ORO CITY WATER DISTRICT
Corrales Avenue, Cagayan de Oro City

ANNEX F-2

Statement of Profit or Loss and Other Comprehensive Income
For the Period Ended December 31, 2019

	Current Month					Year-to-Date						
	Actual	% to Total	Budget	% to Total	Variance	% to Total	Actual	% to Total	Budget	% to Total	Variance	% to Total
Income												
Business Income												
Waterworks System Fees	89,875,697.26	93.87	100,972,105.00	93.42	(11,096,607.74)	(10.99)	1,088,203,239.23	94.32	1,200,189,877.00	93.46	(111,986,637.77)	(9.32)
Interest Income	1,808,081.69	1.89	582,051.00	0.54	1,226,030.69	210.64	9,689,534.28	0.84	6,984,667.00	0.54	2,704,867.28	38.73
Fines and Penalties-Business Income	3,516,004.54	3.67	3,036,646.00	4.66	(1,520,641.46)	(30.19)	43,708,324.94	3.79	59,177,227.00	4.61	(15,468,902.06)	(26.14)
Other Business Income	361,028.85	0.38	877,745.00	0.81	(516,716.15)	(38.87)	6,878,306.59	0.60	10,532,940.00	0.82	(3,654,633.41)	(34.70)
Total	95,560,612.34	99.81	107,468,637.00	99.43	(11,908,024.66)	(11.08)	1,148,479,405.04	99.53	1,276,883,711.00	99.43	(128,404,305.96)	(10.06)
Assistance and Subsidy Income From Grants And Donations In Cash	-	-	-	-	-	-	1,000,000.00	0.09	-	100.00	1,000,000.00	100.00
Other Non-Operating Income	-	-	-	-	-	-	-	-	-	-	-	-
Miscellaneous Income	184,135.90	0.19	611,603.00	0.57	(427,467.10)	(69.89)	4,722,296.51	0.37	7,739,236.00	0.57	(3,116,939.49)	(42.47)
Total Income	95,744,748.24	100.00	108,080,240.00	100.00	(14,335,491.77)	(13.30)	1,153,701,701.55	100.00	1,284,622,947.00	100.00	(130,921,245.45)	(10.16)
Expenses												
Less: Operating Expenses												
Personal Services												
Salaries and Wages												
Salaries and Wages-Regular	9,649,830.50	10.08	9,841,627.00	9.11	191,796.50	1.95	117,595,320.61	10.19	119,160,821.61	9.28	1,565,501.00	1.31
Salaries and Wages-Casual/Contractual	2,713,353.81	2.83	3,418,932.00	3.16	705,578.19	20.64	28,948,534.58	2.51	28,948,534.58	2.25	-	-
Other Compensation												
Personal Economic Relief Allowance (PERA)	302,465.23	0.32	1,140,000.00	1.05	837,534.77	73.47	13,353,292.96	1.16	13,477,837.46	1.05	124,544.50	0.92
Representation Allowance	164,875.00	0.17	224,000.00	0.21	59,125.00	26.40	2,076,750.00	0.18	2,084,750.00	0.16	8,000.00	0.38
Transportation Allowance	164,875.00	0.17	224,000.00	0.21	59,125.00	26.40	2,076,750.00	0.18	2,084,750.00	0.16	8,000.00	0.38
Clothing/Uniform	75,133.20	0.08	285,000.00	0.26	209,866.80	73.64	3,629,633.20	0.31	3,635,633.20	0.28	6,000.00	0.17
Honoraria	300,000.00	0.31	158,334.00	0.15	(141,666.00)	(89.47)	627,550.00	0.05	1,738,475.89	0.14	1,110,925.89	63.90
Overtime and Night Pay	2,600,017.39	2.72	391,988.00	0.36	(2,208,029.39)	(563.29)	5,723,834.85	0.50	5,804,658.91	0.45	80,824.06	1.39
Year-end Bonus	6,617,625.55	6.91	1,070,514.00	0.99	(5,547,111.55)	(518.17)	13,308,897.68	1.15	13,359,827.10	1.04	50,929.42	0.38
Cash GIA	1,425,194.29	1.49	237,503.00	0.22	(1,187,691.29)	(900.07)	3,007,694.29	0.26	3,034,275.90	0.24	26,581.61	0.88
Other Bonuses and Allowances	3,945,577.15	4.12	1,634,017.00	1.33	(2,311,560.15)	(175.14)	17,754,786.37	1.54	17,750,561.37	1.38	4,225.00	0.09
Personal Benefit Contributions												
Retirement and Life Insurance Premiums	1,484,729.03	1.55	1,432,971.00	1.33	(51,758.03)	(3.61)	18,072,110.87	1.57	18,277,120.67	1.42	205,009.80	1.12
Pag-IBIG Contributions	59,100.00	0.06	57,000.00	0.05	(2,100.00)	(3.68)	686,780.48	0.06	706,980.48	0.06	20,200.00	2.86
PhilHealth Contributions	159,155.79	0.17	144,255.00	0.13	(14,900.79)	(10.33)	1,786,153.67	0.15	1,820,325.97	0.14	34,172.30	1.88
Employees Compensation Insurance Premiums	63,185.44	0.07	57,000.00	0.05	(6,185.44)	(10.85)	724,837.17	0.06	745,841.46	0.06	21,004.29	2.82
Provident/Welfare Fund Contributions	2,322,005.80	2.43	2,130,615.00	1.97	(191,390.80)	(8.98)	27,829,055.26	2.41	28,030,797.51	2.18	201,742.25	0.72
Other Personnel Benefits												
Terminal Leave Benefits	-	-	-	-	-	-	-	-	-	-	-	-
Other Personnel Benefits	6,622,270.00	6.92	291,668.00	0.27	(6,330,602.00)	(2,170.48)	7,365,930.00	0.63	9,097,004.00	0.78	2,731,074.00	27.32
Total Personal Services	38,669,395.18	40.39	22,339,434.00	20.83	(16,129,971.18)	(71.56)	264,447,911.99	22.92	270,658,196.11	21.08	6,210,284.12	106.52
Maintenance and Other Operating Expenses												
Traveling Expenses												
Travel Expenses-Local	13,832.18	0.01	189,107.00	0.17	175,274.82	92.69	2,471,595.11	0.21	2,626,725.22	0.20	155,130.11	5.91
Traveling Expenses-Foreign	-	-	33,334.00	0.03	33,334.00	100.00	40,633.48	-	40,633.48	-	-	-
Training and Scholarship Expenses												
Traveling Expenses	409,451.67	0.43	293,292.00	0.27	(116,159.67)	(39.61)	3,321,437.30	0.31	3,673,441.30	0.29	352,004.00	4.14
Supplies and Materials Expenses												
Office Supplies Expense	113,468.26	0.12	719,962.00	0.67	606,493.74	84.24	2,769,578.61	0.24	5,735,164.58	0.45	2,965,585.97	51.71
Accountable Forms	-	-	133,575.00	0.12	133,575.00	100.00	1,180,745.00	0.10	1,602,900.00	0.12	422,155.00	26.34
Non-Accountable Forms	131,303.43	0.14	3,342.00	-	(127,961.43)	(3,828.89)	120,100.04	0.01	1,021,810.03	0.08	901,709.99	88.25
Drug & Medical Expenses	(21,224.50)	(0.02)	4,639.00	-	25,863.50	557.52	45,115.25	-	55,668.00	-	10,552.75	18.96
Medical, Dental & Lab. Sup-Exp.	-	-	375.00	-	375.00	100.00	-	-	2,500.00	-	2,500.00	100.00
Fuel, Oil and Lubricants Expenses	479,376.76	0.50	343,144.00	0.33	(136,432.76)	(39.76)	4,250,552.81	0.37	4,741,204.71	0.37	490,651.90	10.35
Chemicals and Filtering Supplies Expenses	138,100.36	0.14	1,082,070.00	1.00	943,969.64	87.24	4,837,329.64	0.42	12,984,840.00	1.01	8,147,510.36	62.75
Semi-Expendable Machinery and Equipment Expenses	195,768.73	0.20	175,687.00	0.16	(20,081.73)	(11.43)	367,128.29	0.03	2,332,398.62	0.17	1,965,270.33	83.55
Semi-Expendable Furniture, Fixtures and Books Expenses	242,453.68	0.25	137,080.00	0.13	(105,373.68)	(76.87)	423,037.43	0.04	814,968.55	0.06	391,931.12	48.09
Other Supplies and Materials Expenses	193,584.40	0.20	297,251.00	0.28	103,666.60	34.88	1,351,966.11	0.12	3,797,581.70	0.30	2,445,615.39	64.40
Subscription Expenses												
Utility Expenses	-	-	-	-	-	-	-	-	33,308.88	-	33,308.88	100.00
Electricity	439,340.13	0.46	483,610.00	0.45	44,269.87	9.13	5,355,871.84	0.46	5,803,320.00	0.45	447,448.16	7.71
Communication Expenses	-	-	-	-	-	-	-	-	-	-	-	-
Postage and Courier Services	4,175.00	-	15,149.00	0.01	10,974.00	72.44	100,142.00	0.01	181,788.00	0.01	81,646.00	44.91
Telephone Expenses	250,061.29	0.26	155,364.00	0.14	(94,697.29)	(60.95)	1,417,291.94	0.12	1,824,516.19	0.14	407,224.25	22.32
Internet Subscriptions	31,470.90	0.03	20,914.00	0.03	(1,556.90)	(5.20)	398,819.81	0.03	398,819.81	0.03	-	-
Cable, Satellite, Telegraph and Radio Expenses	3,312.50	-	4,167.00	-	854.50	20.51	39,520.00	-	30,004.00	-	10,484.00	20.97
Awards/Rewards, Prizes and Indemnities												
Awards/Rewards Expenses	-	-	1,000.00	-	1,000.00	100.00	-	-	12,000.00	-	12,000.00	100.00
Indemnities	1,544.80	-	25,000.00	0.02	23,455.20	93.82	171,071.50	0.01	300,000.00	0.02	128,928.50	42.98
Survey, Research, Exploration and Development Expenses												
Survey Expenses	8,000.00	0.01	29,167.00	0.03	21,167.00	72.57	8,000.00	-	350,004.00	0.03	342,004.00	97.71



REPUBLIC OF THE PHILIPPINES
CAGAYAN DE ORO CITY WATER DISTRICT
Corrales Avenue, Cagayan de Oro City

ANNEX F-2

Statement of Profit or Loss and Other Comprehensive Income
For the Period Ended December 31, 2019

	Current Month						Year-to-Date					
	Actual	% to Total	Budget	% to Total	Variance	% to Total	Actual	% to Total	Budget	% to Total	Variance	% to Total
Research, Exploration and Development Expenses												
Water-based Development Expenses	-	-	20,833.00	0.02			-	-	249,996.00	0.02	249,996.00	
Reinfrastructure Expenses	-	-	8,333.00	0.01			28,443.25	-	99,996.00	0.01	71,332.75	
Generation, Transmission and Distribution Expenses	52,747,550.00	53.09	54,946,001.00	50.84	2,198,451.00	4.00	620,732,528.89	53.81	659,200,008.00	51.33	38,447,479.11	5.83
Confidential, Intelligence and Extraordinary Expenses												
Extraordinary and Miscellaneous Expenses	32,423.75	0.03	9,800.00	0.01	(22,623.75)	(230.85)	117,600.00	0.01	117,600.00	0.01	-	-
Professional Services												
Legal Services	(30,000.00)	(0.03)	30,000.00	0.03	60,000.00	200.00	142,800.00	0.01	360,000.00	0.03	217,200.00	60.33
Auditing Services	1,362.00	-	47,300.00	0.04	46,138.00	97.13	544,970.19	0.05	637,092.58	0.05	92,122.39	14.46
Consultancy Services	72,900.00	0.08	19,000.00	0.02	(53,900.00)	(281.38)	72,900.00	0.01	228,000.00	0.02	155,500.00	68.20
Other Professional Services	(61,250.00)	(0.06)	243,640.00	0.23	304,890.00	125.14	260,000.00	0.02	1,427,845.92	0.11	1,167,845.92	81.79
General Services												
Janitorial Services	(95,410.21)	(0.10)	80,362.00	0.07	175,772.21	218.73	902,946.95	0.08	964,344.00	0.08	61,397.05	6.37
Security Services	1,017,984.15	1.06	1,136,377.00	1.05	118,392.85	10.42	11,909,817.01	1.03	13,636,534.00	1.06	1,726,706.99	12.86
Other General Services	187,636.38	0.20	119,730.00	0.11	(67,886.38)	(56.69)	581,681.84	0.05	821,681.84	0.06	240,000.00	29.21
Repairs and Maintenance												
Repairs and Maintenance-Infrastructure Assets	915,185.03	0.96	2,054,603.00	1.90	1,139,447.97	55.46	14,896,335.40	1.29	24,655,396.00	1.92	9,759,260.60	39.58
Repairs and Maintenance-Buildings and Other	9,000.00	0.01	126,533.00	0.12	117,533.00	92.89	583,379.08	0.05	1,518,396.00	0.12	934,816.92	61.87
Repairs and Maintenance-Machinery and Equipment	191,682.69	0.20	287,806.00	0.27	96,143.31	33.40	932,214.17	0.08	3,513,912.00	0.27	2,581,697.83	72.90
Repairs and Maintenance-Transportation Equipment	297,486.38	0.31	410,534.00	0.39	122,047.62	29.09	2,511,884.79	0.22	5,034,408.00	0.39	2,522,523.21	50.11
Repairs and Maintenance-Furniture and Fixtures	-	-	8,334.00	0.01	8,334.00	100.00	5,256.00	-	100,008.00	0.01	94,752.00	94.74
Repairs and Maintenance - Semi-Expendable Furniture and Fixtures	-	-	8,334.00	0.01	8,334.00	100.00	-	-	100,008.00	0.01	100,008.00	100.00
Repairs and Maintenance - Semi-Expendable	-	-	16,667.00	0.02	16,667.00	100.00	-	-	201,604.00	0.02	201,604.00	100.00
Taxes, Insurance, Premiums and Other Fees												
Taxes, Duties and Licenses	1,780,541.12	1.86	1,802,351.00	1.67	21,809.88	1.21	22,439,801.88	1.95	24,324,961.72	1.89	1,885,159.84	7.75
Fidelity Bond Premiums	15,948.50	0.02	23,000.00	0.02	7,051.50	30.66	196,382.50	0.02	196,382.50	0.02	-	-
Insurance Expenses	153,054.00	0.16	210,575.00	0.19	57,521.00	27.22	1,833,884.38	0.16	1,833,884.38	0.14	-	-
Labor and Wages	580,318.80	0.59	1,337,729.00	1.24	777,410.20	58.11	7,008,763.15	0.61	15,867,639.89	1.24	8,858,876.74	55.83
Operating Expenses												
Advertising, Promotional and Marketing Expenses	535,400.75	0.56	108,334.00	0.10	(427,066.75)	(394.21)	806,433.75	0.07	1,289,096.40	0.10	482,662.65	37.44
Printing and Publication Expenses	152,382.48	0.16	98,751.00	0.09	(53,631.48)	(54.31)	1,219,059.96	0.11	1,380,156.00	0.11	161,096.04	11.67
Representation Expenses	-	-	119,289.00	0.11	119,289.00	100.00	68,051.54	0.01	1,431,468.00	0.11	1,363,416.46	95.25
Transportation and Delivery Expenses	251,552.00	0.26	56,250.00	0.05	(195,302.00)	(347.20)	639,554.00	0.06	770,380.00	0.06	130,826.00	16.98
Rent/ Lease Expenses	109,938.75	0.11	109,794.00	0.10	(144.75)	(0.13)	1,319,265.00	0.11	1,319,265.00	0.10	-	-
Donation	-	-	16,667.00	0.02	16,667.00	100.00	84,433.00	0.01	200,004.00	0.02	115,569.00	37.78
Membership Dues and Contributions to Organizations	115,586.33	0.12	20,201.00	0.02	(95,385.33)	(472.18)	171,506.00	0.01	244,063.00	0.02	72,557.00	29.73
Cultural and Athletic Expenses	-	-	109,375.00	0.10	109,375.00	100.00	1,265,297.65	0.11	1,278,376.22	0.10	13,278.57	1.04
Directors' and Committee Members' Fees	217,560.00	0.23	254,800.00	0.24	37,240.00	14.62	2,410,192.15	0.21	3,057,600.00	0.24	647,407.85	21.17
Major Events and Conventions Expenses	370,795.50	0.39	152,709.00	0.14	(218,086.50)	(142.81)	1,642,114.89	0.14	1,832,508.00	0.14	190,393.11	10.39
Other Maintenance and Operating Expenses	746,219.81	0.78	277,767.00	0.26	(468,452.81)	(168.65)	2,185,838.39	0.19	3,398,335.37	0.26	1,212,496.98	35.68
Total Operating and Maintenance Expenses	62,929,667.82	65.73	68,437,278.00	63.32	5,507,610.18	8.05	726,443,073.97	62.97	819,594,937.89	63.82	93,151,863.92	11.37
Total Maintenance and Other Operating Expenses	101,599,063.00	106.11	90,976,702.00	84.18	(10,622,361.00)	(11.68)	990,890,983.96	85.89	1,090,233,134.00	84.90	99,262,148.04	9.11
Financial Expenses												
Interest Expenses	2,945,253.81	3.08	4,315,006.00	3.99	1,369,752.19	31.74	38,194,167.80	3.31	54,843,384.00	4.27	16,649,416.20	30.36
Non-Cash Expenses												
Depreciation and Amortization	8,450,145.49	8.83	8,014,343.00	7.42	(435,802.49)	(5.44)	96,819,568.94	8.39	96,172,116.00	7.49	(647,452.94)	(0.67)
Impairment Loss-Losses and Receivables	923,798.68	0.96	209,894.00	0.19	(713,904.68)	(340.13)	1,722,611.33	0.15	2,518,728.00	0.20	796,116.67	31.61
Total Expenses	112,918,260.98	118.98	102,515,945.00	95.78	(10,402,315.98)	(10.05)	1,127,627,334.03	97.74	1,243,787,562.00	96.83	116,160,227.97	9.34
Net Income	(18,173,512.74)	(18.98)	4,964,295.00	4.33	(23,737,897.74)	(498.17)	26,874,367.53	2.36	46,636,385.46	3.15	(14,361,817.48)	(35.02)



REPUBLIC OF THE PHILIPPINES
CAGAYAN DE ORO CITY WATER DISTRICT
Corrales Avenue, Cagayan de Oro City

ANNEX F-3

Statement of Changes in Government Equity
For the Period Ended December 31, 2019

	Government Equity	Revaluation Surplus	Retained Earnings/ (Deficit)	Total
Balance at January 01, 2018	866,925.40	28,265,234.04	1,806,060,443.39	1,835,192,602.83
Changes in Equity for CY 2018				
Add/(Deduct):				
Additions (deductions)				
Prior period adjustments			(50,186,175.20)	(50,186,175.20)
Net income (loss) for the period			146,351,144.38	146,351,144.38
Balance at December 31, 2018	866,925.40	28,265,234.04	1,902,225,412.57	1,931,357,572.01
Changes in Equity for CY 2019				
Add/(Deduct):				
Additions (deductions)				
Prior period adjustments			(33,042,259.18)	(33,042,259.18)
Net income (loss) for the period			26,074,367.52	26,074,367.52
Balance at December 31, 2019	866,925.40	28,265,234.04	1,895,257,520.91	1,924,389,680.35



REPUBLIC OF THE PHILIPPINES
CAGAYAN DE ORO CITY WATER DISTRICT
 Corrales Avenue, Cagayan de Oro City

ANNEX F-4

Statement of Cash Flows
As of December 31, 2019
(With comparative figures for CY 2018)

	Current Month	Year to Date
CASH FLOWS FROM OPERATING ACTIVITIES		
Cash Inflows:		
Collection of Water Bills	87,663,819.61	1,087,306,441.64
Collection of Other Water Revenues	1,109,727.70	15,185,595.54
Refund of overpayment of expenses and Cash Advances	105,937.75	1,455,757.71
Receipt of guaranty/security deposits	214,730.37	902,168.40
Interest Income	235,025.00	2,626,441.60
Receipt of shares, grants and donations	-	1,000,000.00
Fund Transfer from Restricted Funds	-	9,300.83
Investment in Time Deposit	5,179,913.35	188,457,485.89
Other Receipts	640,044.43	6,573,910.28
Total Cash Inflows	95,149,198.21	1,303,517,101.89
Cash Outflows:		
Payment of Expenses	42,142,759.47	446,536,128.55
Purchase of Inventories	118,289.75	1,013,221.11
Grant of Cash Advances	1,289,385.23	9,505,449.78
Prepayments	21,290.00	14,182,266.00
Payment of Payables	29,693,664.65	433,459,517.46
Remittance of Personnel Benefit Contributions & Mandatory Deductions	9,642,148.36	128,052,680.50
Total Cash Outflows	82,907,537.46	1,032,749,263.40
Net Cash Provided by/(Used in) Operating Activities	12,241,660.75	270,767,838.49
CASH FLOWS FROM INVESTING ACTIVITIES		
Cash Inflows:		
Adjustment due to Reclassification of Time Deposit Beg. Bal.	-	9,382,658.21
Total Cash Inflows	-	9,382,658.21
Cash Outflows:		
Purchase/construction/Rehabilitation of Buildings and Other Structures	8,833,372.78	43,982,473.50
Purchase of machinery and equipment	496,800.00	30,502,051.65
Transportation Equipment	264,071.50	14,534,597.85
Other Property, Plant and Equipment	22,595.84	10,802,552.75
Payment of guaranty deposit	198,429.27	1,223,669.98
Payment of retention fee to contractors	-	3,596,134.84
Purchase of other intangible assets	-	872,062.28
Adjustments -Placement of Time Deposit Investment	-	39,000,000.00
Adjustments -Placement of Restricted Fund	-	16,869,300.00
Total Cash Outflows	9,815,269.39	161,382,842.85
Net Cash Provided By/(Used In) Investing Activities	(9,815,269.39)	(152,000,184.64)
CASH FLOWS FROM FINANCING ACTIVITIES		
Cash Inflows:		
Proceeds from domestic loans	-	-
Total Cash Inflows	-	-
Cash Outflows:		
Payment of domestic loans	7,848,197.07	92,669,904.69
Payment of Interest on Loans and Other Financial Charges	2,942,647.81	38,186,810.14
Total Cash Outflows	10,790,844.88	130,856,714.83
Net Cash Provided By/(Used In) Financing Activities	(10,790,844.88)	(130,856,714.83)
INCREASE/(DECREASE) IN CASH AND CASH EQUIVALENTS	(8,364,453.52)	(12,089,060.98)
CASH AND CASH EQUIVALENTS, BEGINNING	362,192,818.41	365,917,425.87
CASH AND CASH EQUIVALENTS, ENDING	353,828,364.89	353,828,364.89



REPUBLIC OF THE PHILIPPINES
CAGAYAN DE ORO CITY WATER DISTRICT
Corrales Avenue, Cagayan de Oro City

ANNEX F-5

Notes to Financial Statements
December 31, 2019

I. GENERAL

Note 1 Basis of Reporting

- > Cagayan de Oro City Water District (COWD) is a government-owned and controlled corporation that collects, purifies and distributes potable water to its concessionaires in Cagayan de Oro City and Municipality of Opol.
- > The financial statements have been prepared in accordance with Philippine Financial Reporting Standards applied on a consistent basis. The Revised Chart of Accounts (RCA) for Government Corporations as prescribed per Commission on Audit Circular No. 2015-010 dated December 01, 2015 is used in the recording of the District's financial transactions and presentation of the Financial Statements.

Note 2 Significant Accounting Policies

Allowance for Doubtful Accounts. The District uses the aging of accounts receivable for provision for doubtful account.

Age of Accounts	Percentage
1-60 days	1%
61-180 days	2%
181-1 year	3%
More than 1 year	5%

Supplies Inventory. The District uses the asset method in recording materials and supplies. Expense is recognized upon issuance of the items stored in stocks.

Prepayments. The District adopts the asset method in recording payment for insurance, and vehicle registration which are amortized monthly throughout the period of coverage.

Property, Plant and Equipment (PPE).

- Direct cost of land acquired and other incidental expenses are capitalized as part of the cost of land.

- PPE are carried at cost less accumulated depreciation. The Depreciation is computed using the straight-line method over the estimated useful lives of the properties ranging from 5 to 50 years after deducting the residual value equivalent to 10% of the original cost of the asset from the total cost of the asset.

-The cost of maintenance and minor repairs is charged to expense as incurred, while major repairs, which prolong the life of the assets, are capitalized. When assets are retired or otherwise disposed of, the cost and related accumulated depreciation and amortization are removed from the accounts and any resulting gain or loss is charged to current operation.

Payable Accounts. The District recognized and records payables in the books of accounts only upon delivery of the goods/inventory/other assets and rendition of services to the District.

Income Recognition. Revenues are recorded using the accrual basis of accounting.

Correction of Fundamental errors. All prior period Income/Expense Account Adjustments/Errors are corrected using Retained Earnings Unappropriated Account while Adjustments/ Errors affecting current years operation are charged to current year's accounts.

Note 3 Subsequent Events

- > The Accounting Division set up payable for various operating and maintenance expenses for 2019 payable in CY 2020. The cut-off period was February 28, 2019.

Due to this cut-off, various operating expenses for CY 2019 that are expected to be paid in 2020 are not included in the total account setup for various payable for CY 2019 because the necessary data pertaining to these expenses are not yet available at that moment. Some of these payables are Salaries and Wages of Casual & Job Orders, Pensions & Benefits, Overtime pay, Fuel, Oil and Lubricants, Advertising Fee and others.

These expenses will be charged directly to Retained Earnings Unappropriated Account upon payment of this payables.

II. BALANCE SHEET

Note 4 Cash and Cash Equivalent

The District's cash account consists of undeposited collections and deposits in banks available for general expenditures incurred in operations. The Cash Collecting Officers consists of undeposited cash on hand while Cash in bank - Local Currency is primarily composed of Current Interest Bearing Accounts where its disbursements are thru checks issuance and at the same time earns interest income from its account balances. This account consists of the following:

Cash- Collecting Officer	3,519,612.33
Petty Cash	-
Local Currency on Hand	-
Cash in Bank-Local Currency, Current Account	246,443,106.11
Time Deposits-Local Currency	103,865,646.45
Total Cash and Cash Equivalent	353,828,364.89
Cash- Collecting Officer	
-Corrales-Main Office	2,729,884.57
-Kauswagan-Sub Office	571,243.90
-Tinno-Sub Office	218,483.86
Total	3,519,612.33
Cash in Bank-Local Currency, Current Account	
-Amanah Bank	523,399.56
-Development Bank in the Philippine	232,947,750.08
-Land Bank of the Philippines	11,479,573.36
-Philippine Veterans Bank	133,424.11
-Postal Bank	106.52
-United Coconut Planters Bank	1,358,892.48
Total	246,443,106.11
Time Deposits-Local Currency	
-Capital Improvement	41,347,087.97
-Contingency/Disaster Risk Reduction Program	30,470,857.26
-General Fund-Capistrano	3,179,913.35
-NRW Reduction Project	25,842,696.95
-RTC Fund	1,025,090.92
Total	103,865,646.45



REPUBLIC OF THE PHILIPPINES
CAGAYAN DE ORO CITY WATER DISTRICT
 Corrales Avenue, Cagayan de Oro City

Notes to Financial Statements
December 31, 2019

Note 5 Investments

The District's Temporary Investment in Development Bank of the Philippines (DBP) consists of the following:

Capital Improvement	319,104,428.68
Expansion and Operating Expenses	61,264,622.34
General Fund-Corrales	30,547,892.61
General Fund-Capistrano	40,736,149.33
NRW Reduction Project	10,060,000.00
RTC Fund	1,012,136.61
COWD WSS Project-Sendong 2	20,485,464.09
Pension and Benefits Fund	10,000,000.00
Total Investment in Time Deposits	<u>493,210,693.66</u>

Note 6 Receivables

The District's Receivables consists of the following:

Net Accounts Receivable-Customers	316,286,404.44
Receivable- Disallowances/Charges	39,971,212.51
Due from Officers and Employees	17,480.84
Net Other Receivables	194,939.16
Total Receivables	<u>356,470,036.95</u>
Billing , net of billing adjustments	1,083,161,654.66
Penalty, net of penalty adjustment	43,467,074.94
Collections, net of adjustments	<u>(1,090,844,498.20)</u>
Net Increase/ (Decrease)	35,784,231.40
Beginning Balance	<u>318,386,861.65</u>
Total	354,171,093.05
Allowance for Impairment-Accounts Receivable	<u>(37,884,688.61)</u>
Net Accounts Receivable	<u>316,286,404.44</u>

Part of the beginning balance:

Reclassified from Other Assets A/R- Inactive Account per COA AOM NO. COWD2017-18	176,231,078.44
Write-off 1316 dormat accounts from 5/1987-12/2008	<u>(9,350,761.29)</u>
	<u>166,880,317.15</u>

COA Notice of Disallowance for the period covered CY 1994 to CY1999

Reference CSB No.	Date	Transaction Period	Amount Disallowed	Need Not be Refunded/Lifted	Adjusted Disallowance
95-001-101(94)	8/24/1995	Jan.-Dec. 94	2,060,962.95		
97.001(95)	4/8/1997	Jan.-Dec. 95	4,860,096.26		
98-001(96)	6/9/1998	Jan.-Dec. 96	1,603,601.66		
99-001-101(97)	3/22/1999	Jan.-Dec. 97	<u>2,236,099.30</u>		
Total			10,760,760.17		
Less: Miscalculation			<u>32,317.17</u>		
Adjusted Amount			<u>10,728,443.00</u>	6,773,047.36	3,955,395.64
					<u>1,866,177.89</u>
Less: COWD Retirement Plan Fund Returned to General					2,089,217.75
Net Amount Disallowed 1994-1997 recorded in the books					<u>2,089,217.75</u>
per JV#02-025A-16 dtd. 2/29/16 and JV#12-029-16					
Less: Amount deducted from Orlando Romero (P4,450.00)					10,500.00
/Elva Ubay-Ubay (P 4,450.00)/Rommel Gaylo (P 1,600.00)					
per DV#15-07-05-021					<u>10,500.00</u>
Net Amount Disallowed 1994-1997					2,078,717.75
2000-001-(98/99)	9/25/2000	Jan. 1, 1998 to	<u>37,363,278.47</u>	-	37,363,278.47
Add:					<u>529,216.29</u>
COA AOM 2016-11 (Travel to Cambodia) recorded in the books per JV#12-25A-16					<u>39,971,212.51</u>
Total COA NDs Recorded in the Book					<u>39,971,212.51</u>



REPUBLIC OF THE PHILIPPINES
CAGAYAN DE ORO CITY WATER DISTRICT
Corrales Avenue, Cagayan de Oro City

ANNEX F-5

Notes to Financial Statements
December 31, 2019

Other Receivables

The District's Receivables consists of the following:

Insurance Claims Receivable	13,558.36
Gov't Agencies	237,852.82
Non Government Organization	1,727.05
Customers	112,053.15
Ex-employees and Officers	2,393.71
Electric Companies	63,844.00
Employees of Other Water Districts	1,150.00
Hotels	9,089.66
Hospitals	2,129.56
Past Board of Directors	132,185.35
Subdivisions	300,757.04
Schools	33,236.28
Suppliers	5,155.73
Water Districts	86,761.53
USAID	84,000.00
Calananan Habitat For Humanity Relocation Site	40,840.00
Gawad Kalinga Relocation Site	6,200.00
Others	49,074.69
Total	1,182,008.93
Allowance for Impairment-Accounts Receivable	(987,069.77)
Net Accounts Receivable	194,939.16

Note 7 Inventories

This account includes items stored in COWD warehouse, such as office supplies, janitorial supplies, fuel, oil & lubricants, plant materials, operating supplies, chemicals, construction materials, finished goods, tools, meters and other supplies.

Inventory Held for Manufacturing	1,862,974.67
Inventory Held for Consumption	191,583,606.74
Total Inventories	193,446,581.41

Inventory Held for Manufacturing	
-Work-in-Process Inventory (For reconciliation)	153,060.37
-Finished Goods Inventory	1,709,914.30
Total Inventory Held for Manufacturing	1,862,974.67

Inventory Held for Consumption	
-Office Supplies Inventory	6,328,819.38
-Accountable Forms, Plates And Stickers	933,834.10
-Non-Accountable Forms Inventory	346,379.79
-Fuel, Oil and Lubricant	325,563.11
-Chemicals and Filtering Supplies Inventory	2,355,745.17
-Construction, Materials Inventory	172,100,154.04
-Other Supplies and Materials Inventory	9,151,230.43
-Semi-Expendable Office Equipment Inventory	12,684.40
-Semi-Expendable Furniture and Fixtures Inventory	29,196.32
Total Inventory Held for Consumption	191,583,606.74
Total Inventories	193,446,581.41

Note 8 Other Current Assets

The District's Other Current Assets consists of the following:

Prepaid Expenses	
Prepaid Insurance	799,434.32
Prepaid LTO Registration	60,470.35
Prepaid Fidelity Bond	98,576.50
Others	40,483.71
Advances to Contractors	2,814,583.17
Advances to Officers and Employees	4,024.22
Total	3,817,572.27



REPUBLIC OF THE PHILIPPINES
CAGAYAN DE ORO CITY WATER DISTRICT
Corrales Avenue, Cagayan de Oro City

Notes to Financial Statements
December 31, 2019

Note 9 Property, Plant and Equipments

The District's Property, Plant and Equipment consists of the following:

Lands	40,830,774.18
Infrastructure Assets	1,627,797,108.42
Buildings and Other Structures	146,902,623.73
Machinery and Equipment	446,918,843.53
Transportation Equipment	86,584,130.48
Furniture, Fixtures and Books	3,676,801.00
Construction in Progress	150,281,679.93
Total Property, Plant and Equipment	<u>2,502,991,961.27</u>
Less: Accumulated Depreciation	<u>(1,283,604,578.06)</u>
Total	<u>1,219,387,383.21</u>

PPE Held For Future Use

Category	Amount
A. Future Site of Production Wells	
1. Bahulang, Lot Area:250sq.m TCT# T133577 (Wenceslao Galope)	212,500.00
2. Bahulang, Lot Area:324sq.m TCT# T128589 (Leonel Caballero)	275,400.00
3. Puntakon Igpit Opol, MisOr., Lot Area 718sq.m. No TCT (Jose Taneo)	<u>251,300.00</u>
	739,200.00
B. Submersible Motors & Others	268,911.00
C. Pressure Sustaining Valves	<u>1,978,620.00</u>
TOTAL PPE HELD FOR FUTURE USE	<u>2,986,731.00</u>

Note 10 Other Assets

The District's Other Assets consists of the following:

Guaranty Deposits	9,557,471.32
Restricted Funds	102,309,699.86
Deferred Charges	<u>3,370,923.08</u>
Total	<u>115,238,094.26</u>

Guaranty Deposits

This account consists of cash deposits to various offices for specific purposes such as guaranty for fulfillment of obligations.

Office	Purpose	Amount
CEPALCO	Electric bill deposit	5,818,346.56
MORESCO	Electric bill deposit	83,775.72
MISORTEL	Telephone deposit	51,417.00
COACO	oxygen/acetylene tank	2,500.00
Mabuhay Vinyl Corporation	gas chlorine tank depts	489,000.00
City Treasurer's Office	bond of projects	2,269,478.71
Metropolitan Circuit Trial Court	bond of projects	10,000.00
DPWH Region 10	bond of projects	611,187.01
Pryce Corporation Incorporated	tank deposit	7,000.00
Cagayan de Oro Corporation	Deposit	150,000.00
MisOr 2nd Dist. Eng'g Office	Cash bond of projects	14,766.32
Primestar Realty & Developer Inc.	Rental deposit	50,000.00
Total		<u>9,557,471.32</u>



REPUBLIC OF THE PHILIPPINES
CAGAYAN DE ORO CITY WATER DISTRICT
 Corrales Avenue, Cagayan de Oro City

Notes to Financial Statements
December 31, 2019

Restricted Funds

This account consists of deposits for special or specific purposes such as guaranty for the fulfillment of obligations, holdout deposits and garnished bank accounts. This also includes special & time deposit in bank to set aside the deposits received from the customers and the balance of this bank account will offset the balance of Customers Deposits.

<u>Description</u>	<u>Bank</u>	<u>Purpose</u>	<u>Amount</u>
COWD/ LWUA JSA			
	DBP	Special Deposit	16,909,463.86
	DBP	Time Deposit	7,748,894.84
	LBP	Garnished Accounts	1,244,500.16
		Total	25,902,858.86
Customers Guaranty Deposit			
	DBP	Special Deposit	72,232.00
	DBP	Time Deposit	11,870,359.61
	LBP	Garnished Accounts	17,451.94
		Total	11,960,043.55
COWD Capital Improvement	LBP	Garnished Accounts	15,262.67
COWD Savings Account	LBP	Garnished Accounts	10,302.26
Loan Hold Out Deposits-Previous	DBP	Hold-out Deposits	28,872,047.73
Loan Hold Out Deposits-NRW	DBP	Hold-out Deposits	5,637,113.10
Loan Hold Out Deposits-DLSC	DBP	Hold-out Deposits	29,912,071.69
Total			102,309,699.86

DBP-Hold Out Deposit

Per Continuing Deed of Assignment with Hold-out with the DBP dated September 30, 2008, under no. 3 Terms and Conditions:

At any time while the Term Loan is outstanding, the Assignor shall cause to be maintained in the Deposit Account an amount equivalent to at least two(2) monthly amortizations (principal & interest) due on the Term Loan, mentioned in the Term Loan Agreement (collectively, the "Amount Held-Out"). For this purpose, the Assignor agrees not to make any withdrawal from the deposit account that will diminish the balance thereof to an amount less than the Amount Held-Out. The Assignor agrees that the Assignee shall have full control over the Amount Held-Out while the Term Loan and other amounts due thereon or by reason thereof remain outstanding and the Assignor cannot withdraw the same or any portion thereof without the prior written consent of the Assignee. Further, the Assignor hereby authorizes the Assignee to debit from the Deposit Account all amounts due and payable by the Assignor to the Assignee under the Term Loan Agreement and other documents executed in connection with the Term Loan.



REPUBLIC OF THE PHILIPPINES
CAGAYAN DE ORO CITY WATER DISTRICT
 Corrales Avenue, Cagayan de Oro City

Notes to Financial Statements
 December 31, 2019

DBP-Hold Out Deposit

Per Deed of Assignment with Hold-out Agreement dated Feb. 07, 2017

The Assignee has granted the Assignor a total Loan of P 433,039,067.00 to be secured by an assignment with hold-out of Assignor's Peso Deposit with the Assignee. The Assignor has a deposit with the Assignee the amount of P 125,099,740.74, P 75,055,289.53 and P 5,500,000.00 covered by the Savings Account Nos. 0810-020011-531, 0810-027324-530 and 0810-020011-160. Therefore, by these presents, hereby assigns, transfers and conveys unto the Assignee all its rights, title to and interests in the deposit, together with all the interest due thereon and/or any renewal, roll-over or substitution thereof issued to and its name to the extent of the amount due and payable. The Assignor agrees that the Assignee shall have full control over the Amount Held-Out while the Term Loan and other amounts due thereon or by reason thereof remain outstanding and the Assignor cannot withdraw the same or any portion thereof without the prior written consent of the Assignee, Furthermore, the Assignor hereby authorizes the Assignee to debit from the Deposit Account all amounts due and payable by the Assignor to the Assignee under the Term Loan Agreement and other documents executed in connection with the Term Loan.

DBP-Hold Out for Irrevocable Domestic Standby Letter of Credit

DBP Corrales issued on April 18, 2018 an Irrevocable Domestic Standby Letter of Credit No. DSLC18006 of Cagayan de Oro City Water District to be opened against COWD deposit hold-out per Account No. 0810-020011-531. This will serve as a Guarantee in compliance with the Bulk Water Supply Agreement dated October 30, 2017, under no. 4.07 of the Terms and Conditions.

Garnished Accounts

On April 03, 2007 the Bureau of Internal Revenue ordered the garnishment of the COWD funds from depository banks. Therefore, these current accounts are frozen until BIR will lift its garnishment order.

Other Assets

→ This account consists of the following:

Visayan Surety-Injunction Bond	400,407.96
Land Transfer Cost -Deferred Costing	193,658.56
Non-moving Items for disposal	168,813.61
Idle Land	2,363,042.95
Land Occupied by Squatters	245,000.00
Total	<u>3,370,923.08</u>

Idle Land & Land Occupied by Squatters. These are owned by COWD but are not currently being used.



REPUBLIC OF THE PHILIPPINES
CAGAYAN DE ORO CITY WATER DISTRICT
Corrales Avenue, Cagayan de Oro City

ANNEX F-5

Notes to Financial Statements
December 31, 2019

Note 11 Financial Liabilities

The District's Financial Liabilities consists of the following:

Accounts Payable	93,279,477.68
Due to Officers and Employees	17,225.85
Other Financial Liabilities	125,940,419.69
Total	219,237,123.22

Other Financial Liabilities -Loans Payable

Development Bank of the Philippines	116,214,626.99
Local Water Utility Administration (for reconciliation)	9,725,792.70
Total	125,940,419.69

Note 12 Inter-Agency Payable

The District's Inter-Agency Payable consists of the following:

Due to BIR	9,259,032.86
Due to GSIS	4,738,435.79
Due to Pag-ibig	134,497.10
Due to Philhealth	359,393.94
Due to Government Corporation -SSS	599.40
Total	14,491,959.09

Note 13 Trust Liabilities

The District's Trust Liabilities consists of the following:

Retention on contract payments	23,253,851.28
Performance and Bids Securities	6,436,577.28
Total	29,690,428.56

Note 14 Other Payables

The District's Other Payables consists of the following:

Legal Counsel (Notarial Fee)	1,458,589.00
FLOW	182,469.68
COWD Provident Fund	219,050.52
Hospitals	8,999.76
Various Payables	6,965,932.65
Total Other Payables	8,835,041.61

Note 15 Loan Payables

The District's Loan Payables consists of the following:

Local Water Utility Administration	22,980,418.78
Development Bank of the Philippines	447,830,088.55
Total	470,810,507.33



REPUBLIC OF THE PHILIPPINES
CAGAYAN DE ORO CITY WATER DISTRICT
Corrales Avenue, Cagayan de Oro City

ANNEX F-5

Notes to Financial Statements
December 31, 2019

Loans Payable

Loans Payable consists of the following loans granted by Local Water Utilities Administration (LWUA) and Development Bank of the Philippines. Details is shown below:

LAN/PN	Particulars	Year	Loan Terms		Maturity	Start of Amortization	Repayment Period (years)	Principal	Repayments	Balance as of 12/31/19
			Lender	Interest						
1-057	Phase II -A Prod. Wells	10/1/1983	LWUA	11%	12/31/2015	1/31/1990	26.00	5,000,000.00	5,003,350.21	(3,350.21)
1-051	Phase II-B Project - Schedules A, B & C	2/11/1988	LWUA	13%	7/31/2021	8/31/1995	26.00	95,079,394.29	79,063,679.50	16,015,714.79
3-747	Phase III - 520.128M Less Payment as of 08/2008 Balance	5/30/1996	LWUA	13%	9/30/2031	10/31/2005	26.00	520,128,000.00 (9,334,840.00) 510,793,160.00		
	Less Amount refinanced by DBP Loan Amount - Phase 3 214.6M Less: Payments as of April 2013 Balance			13%	9/30/2031	9/30/2008	23.08	214,675,056.00 (10,144,575.00) 204,530,481.00		
	Less: Amount-refinanced by DBP Balance for amortization							(183,623,730.10)		
3-840	Phase 3 - 191.121M Less Payment as of 08/2008 Balance	7/5/2006	LWUA	13%				20,906,750.90 191,121,000.00 (2,320,113.00) 188,800,887.00	4,212,904.00	16,693,846.90
	Less: Amount refinance by DBP Loan Amount - Phase 3 191.121M Balance							(188,800,887.00)		
4-2317	Phase III - 200M	8/31/2006	LWUA	12.5% 13.5%	12/31/2026	1/31/2007	20.00	100,000,000.00 100,000,000.00 200,000,000.00 (20,678,853.00) 179,321,147.00 (179,321,147.00) 0.00		
	Total							0.00	0.00	0.00
4-2547	Youngville WSS-4.108M Total - LWUA LOANS	2/3/2009	LWUA	7.5%	11/30/2016	12/31/2011	5.00	4,108,071.24 418,862,521.53	4,108,071.24 92,388,084.95	0.00 32,786,211.48
2008-181	502.011 M Refinanced Loan	9/30/2008	DBP	9.00	9/30/2023	10/30/2008	15.00	502,011,668.62	314,684,911.25	187,326,757.37
2013-007	370.203M Refinanced Loan	5/30/2013	DBP	7.6%	5/30/2028	5/30/2013	15.00	370,203,774.64	162,478,323.56	207,725,451.08
2017-002	200 M Back to Back Loan	3/13/2017	DBP	4.65%	9/8/2017	9/8/2017	0.50	200,000,000.00	200,000,000.00	0.00
2017-008	180.090 NRW Reduction Program	9/8/2017	DBP	5.70%	9/8/2032	10/8/2017	15.00	180,090,092.00	27,013,513.77	153,076,578.23
2017-009	23.45M NRW Reduction Program	9/8/2017	DBP	4.65%	9/8/2024	10/8/2017	7.00	23,455,053.00	7,339,124.14	13,915,928.86
	Total - LWUA & DBP							1,694,623,109.79	804,103,877.67	596,750,927.82
										125,940,419.69
										470,810,507.33

Less: Current Portion Long-term Debt
Total Long-term Liabilities

SUMMARY:

I. LWUA		Acct.433	Acct.434	Total Loans
		Long-term Loans	Current Portion	
1-057	Phase II -A Prod. Wells	0.00	(3,350.21)	(3,350.21)
1-051	Phase II-B Project - Schedules A, B & C	7,021,682.88	8,994,031.91	16,015,714.79
3-747	Phase III - 520.128M	15,958,735.90	735,111.00	16,693,846.90
4-2317	Phase III - 200M	0.00	0.00	0.00
4-2547	Youngville WSS-4.108M	0.00	0.00	0.00
	TOTAL LWUA	22,980,418.78	9,725,792.70	32,706,211.48
II. DBP				
2008-181	502.011M Refinanced Loan	132,318,632.65	55,008,124.72	187,326,757.37
2013-007	370.203M Refinanced Loan	171,448,363.49	36,277,087.59	207,725,451.08
2017-002	200 M Back to Back Loan	0.00	0.00	0.00
2017-008	180.090 NRW Reduction Program	132,372,929.91	20,703,648.32	153,076,578.23
2017-009	23.45M NRW Reduction Program	11,690,162.50	4,225,766.36	15,915,928.86
		447,830,088.55	116,214,626.99	564,044,715.54
		470,810,507.33	125,940,419.69	596,750,927.02

GRAND TOTAL

The amount of Php502,011,668.662 was credited to LWUA's LBP-Commonwealth branch saving account no. 511357455-9 on September 30, 2008 and was applied as follows:

LAN	Loan Outstanding as of Aug. 2008	Application of the 50% loan	2% Preterm. Fee	Total Refinanced Amount	Outstanding Balance
1-051	79,122,331.80				
1-057	2,440,640.00				
3-747	510,793,160.00	296,118,104.00	5,922,362.08	302,040,466.08	214,675,056.00
3-840	188,800,887.00	188,800,887.00	3,776,017.74	192,576,904.74	
4-2317	196,075,261.00				
OAB	7,394,297.80	7,394,297.80		7,394,297.80	
TOTAL	984,626,577.60	492,313,208.80	9,698,379.82	502,011,668.62	

The amount of Php370,203,774.64 was credited to LWUA's LBP Commonwealth Branch Savings Account No. 511357455-9 on May 30, 2013 and was applied as follows:

LAN	Loan Outstanding as of Apr. 2013	Application of the 80% loan outstanding	2% Preterm. Fee	Total Refinanced Amount
1-051	63,500,316.61			
1-057	1,020,592.00			
3-747	204,530,481.00	183,623,730.10	3,672,474.60	187,296,204.70
4-2317	179,321,147.00	179,321,147.00	3,586,422.94	182,907,569.94
4-2547	3,095,481.24			
TOTAL	451,468,017.85	362,944,877.10	7,258,897.54	370,203,774.64

The pretermination fees charged by DBP and the front-end fees/documentary stamps.

Refinance Loan	2% Preterm Fee	Front-end fee/ Doc stamp	Start of Amort.	No. of years	Total Amount
502.011M	9,698,379.82	6,651,664.61	Oct. 2008	15.00	16,350,044.43
370.203M Refinance Loan	7,258,897.54	2,905,039.00	Jan. 2013	15.00	10,163,936.54
200 M Back to Back Loan		490,411.00	Sep. 2017	0.50	490,411.00
180.090 NRW Reduction Program		900,451.00	Oct. 2017	15.00	900,451.00
23.45M NRW Reduction Program		117,276.00	Oct. 2017	7.00	117,276.00



REPUBLIC OF THE PHILIPPINES
CAGAYAN DE ORO CITY WATER DISTRICT
Corrales Avenue, Cagayan de Oro City

ANNEX F-5

Notes to Financial Statements
December 31, 2019

Note 16 Deferred Credits

The District's Deferred Credits consists of the following:

Office of the President Sendong OP Grant	2,317,749.69	
COWD Bugo Village	313,726.38	
Service Connection Materials paid by customers	15,356,546.37	
Barangay Lapsan Rehabilitation Project	1,036,823.15	
COWD NHA CDO Bayanihan Village Project	10,691,220.60	
WSS Calanan Project	5,816,797.21	
COWD Service Connection Fee	1,051,960.00	
Others	2,770,858.60	
Other Deferred Credits	<u>39,355,682.00</u>	-
LWUA Grant from		
Office of the Pres. per COWD OR#3542064 dtd. 1/4/12		52,791,000.00
Speaker Belmonte per COWD OR# 3534291 dtd. 1/24/12		<u>1,000,000.00</u>
Total LWUA Grant		53,791,000.00
Less: Disbursed		<u>51,473,250.31</u>
LWUA Grant Balance		<u>2,317,749.69</u>

Note 17 Government Equity

The District's Government Equity consists of the following:

A. City Government		
1. Fixed Assets turned over by the City Gov't to WD on Dec. 31, 1973, net of P1,035,562.30	544,711.22	
Less: Land reverted to donors (JV 12-60-05)	(18,900.00)	
2. A/R -Customers turned over on Dec. 31, 1973	167,199.08	
3. Cost of Cogon Market Pipeline	28,419.94	
Sub -total	<u>721,430.24</u>	
B. USAID Grant		
Regional Water Supply Training & Library.	145,495.16	
	<u>866,925.40</u>	
Total	<u>866,925.40</u>	

Capital/Equity Reserve

This account is set up for the Expansion of Operating Reserves in the amount of P3,170,523.91, which was taken from the COWD-DBP General Fund and

Donated Property Plant and Equipment		
Laboratory Equipments		102,504.19
Transmission and Distribution Mains		42,631,006.51
Office Furnitures & Fixtures		66,950.00
Distribution Lines		843,073.25
Fire Hydrants		2,622,454.25
M.STB-Iponan, Westfield Home		941,247.09
PPE-TranspoEquip-Geo-Transprt		763,000.00
PPE-JICA Donation		40,994,730.00
PPE-Swiss Humanitarian Aid Donation		1,999,957.90
Total		<u>98,964,923.19</u>

Note 18 Revaluation Surplus

The total amount of P28,442,834.00 was taken up representing under valuation of land and land rights and booked up per JV 11-36-96 and JV12-51-96.

Location	Area sq.m.	Appraisal Cost
Alaba Reservoir	1441	386,057.50
Balulang PW No. 14	300	42,325.00
Balulang PW No. 4	200	20,000.00
Balungis PW No. 17	300	90,000.00
Bantiles, Bugo PW No. 11	400	103,127.25
Bontola PW No. 2	600	220,000.00
Bontola Reservoir	2784	395,232.00
Bugo, Reyes PW No.5	482	96,400.00
Bugo Reservoir	420	37,800.00
Bugo PW No. 6	150	21,000.00
Calanan PW No. 10	1409	650,008.18
Calanan PW No. 12	400	165,010.00
Calanan PW No. 15	400	167,780.00
Calanan	396	172,000.00
Camaman-an Reservoir	2698	187,844.37



REPUBLIC OF THE PHILIPPINES
CAGAYAN DE ORO CITY WATER DISTRICT
Corrales Avenue, Cagayan de Oro City

ANNEX F-5

Notes to Financial Statements
December 31, 2019

Carmen	120	93,600.00
Carmen Reservoir	3600	879,650.00
Corrales Ave., Main Bldg.	991	9,806,307.00
Gaston Park	281	269,760.00
Grechilla Reservoir	420	252,000.00
Guwa	490	161,700.00
Kauswagan Shop Bldg.	4789	6,055,985.00
Macasandig Booster Pump	750	810,000.00
Macasandig PW No. 1 Operation Bldg.	1620	2,218,600.00
Macasandig PW No. 4	116	115,416.00
Macasandig PW No. 7	1200	540,000.00
Macasandig PW No. 8	432	140,560.00
Macasandig	252	70.18
Macasandig PW No. 3 & 3A	254	189,616.56
Macasandig	348	156,600.00
Macasandig PW No. 9	7743	3,677,925.00
Macasandig Old Pump	218	320,460.00
Total		<u>28,442,834.04</u>
Land reverted to donor	150	(21,000.00)
Land reverted to donor	348	(156,600.00)
Total		<u>28,265,234.04</u>

In adherence with AOM No. COWD2015-23 dated 11/5/2015, the Donated Capital from LWUA Sendong Grant amounting to P36,476,905.41 was

Note 19 Significant Disclosures

Joint Venture Agreement dtd. 8/14/17 between COWD and Metropac Water Investment Corporation (MWIC)

On June 8, 2015, COWD accepted the unsolicited MWIC's proposal to enter into a joint venture under Revised Joint Venture Guideliness issued by the The JV Agreement was signed on August 14, 2017 under the JV Corporation corporate name Cagayan de Oro Bulk Water Inc.

The initial authorized capital stock in the amount of Php 140,000,000.00 divided into 140,000,000 shares with par value of Php1.00 per share. The

	COWD	MWIC	TOTAL
Initial No. of Shares Subscribed	1,750,000.00	33,250,000.00	35,000,000.00
Additional No. of Shares Subscribed	5,250,000.00	99,750,000.00	105,000,000.00
Total No. of Share Subscribed	7,000,000.00	133,000,000.00	140,000,000.00
Amount Subscribed	P 7,000,000.00	P 133,000,000.00	P 140,000,000.00
% of Outstanding Capital	5.00%	95.00%	100.00%

The subscription price for the Parties' additional subscriptions for an aggregate of P105,000,000 Shares shall be paid at such times and on such terms as

Bulk Water Supply Agreement dtd. 10/30/17 between COWD and Cag. De Oro Bulk Water Inc. (COBI) to supply treated water

Billing Month	Bulk Water Rates
1-24	P 16.00
25-36	P 16.60
37-600	Base Rate Fee + Fee Adjustment based on BWSA Agreement

Lease Agreement of COWD Existing Facilities dtd. 10/30/17 between COWD and Cag. De Oro Bulk Water Inc. (COBI)

In pursuant to the Joint Venture Agreement, COWD agreed to lease the following facilities to Cag. De Oro Bulk Water Inc. This shall commence from

1. Deep Well#18 is located at Barangay Canito-an, Cagayan de Oro City. It has an approximate capacity of P 1,476 cubic meters/per day and has an
2. Deep Well#12 is located at Barangay Canito-an, Cagayan de Oro City. It has an approximate capacity of P 633 cubic meters/per day and has an

Humanitarian Donation of the Government of Switzerland to COWD

As part of the relief operation for the Victims of the Typhoon Sendong, the Government of Switzerland thru its Swiss Humanitarian Aid (SHA)

- 2 Bladders 5,000 litres with drinking water distribution stand
- 1 Bladders 10,000 litres with drinking water distribution stand
- 1 water laboratory
- 1 well cleaning set
- 2 tool kit
- 1 repair kit for drinking water distribution stand
- 18 WATASOL

Equipments Turn-over by Japan International Cooperation Agency (JICA) to COWD

As part of the Rehabilitation Project for COWD Facilities Damaged by Typhoon Sendong, Japan International Cooperation Agency(JICA) turn-over

I. Production Facilities

A. New Booster Pump (3-Phase 440 V)

150 Hp submersible pump & motor	7,500,000.00	
150 Hp VFD complete w/ panel board & accessories	3,500,000.00	
software	1,000,000.00	12,000,000.00
	<u>12,000,000.00</u>	



REPUBLIC OF THE PHILIPPINES
CAGAYAN DE ORO CITY WATER DISTRICT
 Carrales Avenue, Cagayan de Oro City

Notes to Financial Statements
December 31, 2019

B. Production Well Motors (3-Phase 440V Submersible)		
PW No. 1-125 Hp	2,000,000.00	
PW No. 4- 60 Hp (240V)	1,500,000.00	
PW No. 7- 60 Hp	1,500,000.00	
PW No. 9-125 Hp	2,000,000.00	
PW No. 19-100 Hp	2,000,000.00	
PW No. 24-30 Hp	<u>800,000.00</u>	9,800,000.00
C. Transformer		
Power Cable for BPS old	800,000.00	
Secondary Cable for BPS New-Yen Loan	<u>800,000.00</u>	1,600,000.00
D. Chlorinating System		
100 ppd		1,000,000.00
E. Generator Set		
219 KVA for PWs 4,7,9 & 19	6,000,000.00	
75 KVA for PW 24	<u>1,094,730.00</u>	7,094,730.00
II. Other Facilities		
A. Laboratory Apparatus and Equipment		
Biosafety Cabinet		1,000,000.00
III. Service Connection Rehab		
A. Materials		
5/8"1/2" water meter		<u>8,500,000.00</u>
Total		<u><u>40,994,730.00</u></u>

Establishment of Other-Deferred Debits-Non-moving Items for Disposal

As of May 2012 COWD has established a total of P239,510.20 corresponding to non-moving items for disposal. This account is shown under deferred

Disposal of Unserviceable Items

The unserviceable items of COWD was sold to 88 Cooney Recycling Metal Junk Shop for a total amount of Php 3,555,992.00 per OR# 3717847 &

GSIS Payable- Premium Deficiency (ER) under MOA signed on October 31, 2013

Approved per Board Resolution Nos. 101, S-12 and 061, S-13,(Annex "A") dated September 25, 2012 and July 15, 2013 respectively the Memorandum

Approved per Board Resolution No. 010, S-2015 the 5-year term mode of payment of Government Share (GS) back Premium, Arrearages & Interest

Approved per Board Resolution No. 024,S-15 the resolution to pay the Government Share of Back Premium, Arrearages & Interest with 50%

Adaption and Implementation of 30% Water Rate Adjustment in 3 Tranches.

BOD Resolution No. 086, s-13 dated October 2, 2013 approved the Adaption and Implementation of the New Water Rates of COWD in 3 tranches. In

Effectivity:

November 01, 2013	1st 10% increase
February 01, 2014	2nd 10% increase
May 01, 2014	3rd 10% increase

Effectivity shall apply to the consumption month, therefore billing shall commence December 01, 2013, March 01, 2014 and June 01, 2014,

Memorandum of Agreement (MOA) dated March 19, 2014 between National Housing Authority (NHA) and Cagayan de Oro City Water District (COWD).

The COWD Board of Directors Resolution No. 100, S-13 approve the Memorandum of Agreement (MOA) by and between NHA and COWD for the

Lot Acquisition	280,000.00
Production Well Drilling	2,836,690.00
Support Facilities	6,365,950.00
Overhead Steel Tank	<u>2,396,494.00</u>
TOTAL	<u><u>11,879,134.00</u></u>

Funds for installation of the said project shall be provided by NHA Forty Percent (40%) of the total project cost shall be released upon perfection of the

Memorandum of Agreement (MOA) dated June 29, 2015 between DILG, LGU of Cagayan de Oro City and COWD.

The COWD Board of Directors' Resolution No. 070, S-15 dtd. 6/2/2015 approved the Memorandum of Agreement (MOA) by and between DILG, LGU-

The total cost for this project is as follows;

<u>Agency</u>	<u>Amount</u>
DILG	4,900,000.00
LGU of Cagayan de Oro City	2,100,000.00
COWD	<u>3,400,146.00</u>
TOTAL	<u><u>10,400,146.00</u></u>



**REPUBLIC OF THE PHILIPPINES
CAGAYAN DE ORO CITY WATER DISTRICT
Corrales Avenue, Cagayan de Oro City**

**Notes to Financial Statements
December 31, 2019**

→ Memorandum of Agreement (MOA) between Johndorf Ventures Corporation and Cagayan de Oro City Water District (COWD).
Per Board Resolution No. 153 S-10 dated November 10, 2010 which approved the Memorandum of Agreement (MOA) between COWD and Johndorf

Actual amount for the contract	8,328,262.10
Less: Deductions	
Water Payments Collected	(828,374.28)
Cost of Seepage per MOA	<u>(86,973.00)</u>
Net Payable to Johndorf Ventures	7,412,914.82
Divide: Payment Period	12
Quarterly Payment to Johndorf	<u><u>617,742.90</u></u>
 Principal Amount	 7,412,914.82
Less: Payments (Jan. 2012-Jan. 2015)	<u>(7,412,914.82)</u>
Balance as of January 31, 2015	<u><u>-</u></u>

→ Memorandum of Agreement (MOA) dated 8/16/16 between Local Water Utilities Administration and Cagayan de Oro City Water District
Per Board Resolution No. 014,s-2018 dated January 17, 2018 which approved the amendment of Resolution No. 067,s-2017 dated June 1, 2017 for the

Relocation Sites

Calaman, Barangay Canitoan (Mabogany, Talongan, Phase III & Expansion Area)	30,111,900.00
Barangay Canitoan (Gawad Kalinga)	8,973,996.85
Xavier Eco-Ville Relocation Sites, Barangay Lumbia	23,126,746.05
NHA-Bayanihan Relocation Village Phase 1, Sitio Macopaya, Barangay Camaman-an	<u>1,410,502.11</u>
Total Project Cost per LWUA validated Program of Works	63,623,145.01
Less: LWUA's Engineering, Administrative & Overhead Cost	<u>(3,344,891.01)</u>
Net Amount released to COWD per COWD OR No. 4201101 dtd. 5/10/18	<u><u>60,278,254.00</u></u>

→ Memorandum of Agreement (MOA) dated 1/14/2019 between Local Government Unit of Cagayan de Oro and Cagayan de Oro City Water District for the proposed water supply system of Sitio Tipolohon in Camaman-an under Bottom-up Budgeting (BUB) 2016. The respective counterparts of COWD & funding from BUB Program is as follows:

Bottom-Up Budgeting (BUB) Fund (COWD OR#s 4233711 & 4233748)	1,000,000.00
COWD	<u>826,448.49</u>
Total Project Cost	<u><u>1,826,448.49</u></u>



CAGAYAN DE ORO CITY WATER DISTRICT
Statement of Financial Position
As of December 31, 2019
(With comparative figures for CY 2018)

	NOTE*	2019	2018
ASSETS			
Current Assets			
Cash and Cash Equivalent	4	353,828,364.89	365,917,425.87
Investments	5	493,210,693.66	645,690,241.50
Receivables	6	356,470,036.95	323,145,662.24
Inventories	7	193,446,581.41	162,397,323.04
Other Current Assets	8	3,817,572.27	633,559.89
Total Current Assets		<u>1,400,773,249.18</u>	<u>1,497,784,212.54</u>
Non-Current Assets			
Property, Plant and Equipment, net	9	1,219,387,383.21	1,185,897,490.24
Intangible Assets		5,682,276.47	4,484,492.34
Other Assets	10	115,238,094.26	105,392,191.96
Total Non-Current Assets		<u>1,340,307,753.94</u>	<u>1,295,774,174.54</u>
Total Assets		<u>2,741,081,003.12</u>	<u>2,793,558,387.08</u>
LIABILITIES			
Current Liabilities			
Financial Liabilities	11	219,237,123.22	142,397,434.94
Inter-Agency Payables	12	14,491,959.09	9,659,306.86
Trust Liabilities	13	29,690,428.56	34,237,255.05
Provisions		25,214,458.91	
Other Payables	14	8,835,041.61	47,539,410.32
Total Current Liabilities		<u>297,469,011.39</u>	<u>233,833,407.17</u>
Non-Current Liabilities			
Loans Payable	15	470,810,507.33	597,805,080.42
Trust Liabilities	13	9,056,122.05	
Deferred Credits	16	39,355,682.00	30,562,327.48
Total Non-Current Liabilities		<u>519,222,311.38</u>	<u>628,367,407.90</u>
Total Liabilities		<u>816,691,322.77</u>	<u>862,200,815.07</u>
EQUITY			
Government Equity	17	866,925.40	866,925.40
Revaluation Surplus	18	28,265,234.04	28,265,234.04
Retained Earnings/ (Deficit)		1,895,257,520.91	1,902,225,412.57
Total Equity		<u>1,924,389,680.35</u>	<u>1,931,357,572.01</u>
Total Liabilities and Equity		<u>2,741,081,003.12</u>	<u>2,793,558,387.08</u>

* See Accompanying Notes to Financial Statements



CAGAYAN DE ORO CITY WATER DISTRICT
Statement of Changes in Government Equity
For the Year Ended December 31, 2019
(With comparative figures for CY 2018)

	Government Equity	Revaluation Surplus	Retained Earnings/ (Deficit)	Total
Balance at January 01, 2018	866,925.40	28,265,234.04	1,806,060,443.39	1,835,192,602.83
Changes in Equity for CY 2018				
Add/(Deduct):				
Additions (deductions)				
Prior period adjustments			(50,186,175.20)	(50,186,175.20)
Net income (loss) for the period			146,351,144.38	146,351,144.38
Balance at December 31, 2018	866,925.40	28,265,234.04	1,902,225,412.57	1,931,357,572.01
Changes in Equity for CY 2019				
Add/(Deduct):				
Additions (deductions)				
Prior period adjustments			(33,042,259.18)	(33,042,259.18)
Net income (loss) for the period			26,074,367.52	26,074,367.52
Balance at December 31, 2019	866,925.40	28,265,234.04	1,895,257,520.91	1,924,389,680.35



CAGAYAN DE ORO CITY WATER DISTRICT
Statement of Profit or Loss and Other Comprehensive Income
For the Year Ended December 31, 2019
(With comparative figures for CY 2018)

	Note*	CY 2019	CY 2018
Income			
Business Income	19	1,148,479,405.04	1,025,986,094.09
Assistance and Subsidy	20	1,000,000.00	61,258,254.00
Other Non-Operating Income	21	4,222,296.51	3,998,352.64
Total Income		1,153,701,701.55	1,091,242,700.73
Expenses			
<i>Less: Operating Expenses:</i>			
Personal Services	22	264,447,911.99	234,441,720.64
Maintenance and Other Operating Expenses	23	726,443,073.97	574,299,917.97
Financial Expenses	24	38,194,167.80	43,674,322.01
Non-Cash Expenses	25	98,542,180.27	92,475,595.73
Total Expenses		1,127,627,334.03	944,891,556.35
Net Income		26,074,367.52	146,351,144.38
Other Comprehensive Income for the Period		-	-
Comprehensive Income		26,074,367.52	146,351,144.38

* See Accompanying Notes to Financial Statements



CAGAYAN DE ORO CITY WATER DISTRICT
STATEMENT OF CASH FLOWS
FOR THE YEAR ENDED DECEMBER 31, 2019
(With comparative figures for CY 2018)

	Note	<u>2019</u>	<u>2018</u>
Cash Flows from Operating Activities			
Cash Inflows:			
Collection of Income/Revenue		1,102,492,037.18	1,008,800,156.30
Receipt of Assistance/Subsidy		1,000,000.00	61,258,254.00
Collection of Receivables		1,455,757.71	573,484.42
Other Receipts		10,102,520.28	11,283,493.28
Total Cash Inflows		<u>1,115,050,315.17</u>	<u>1,081,915,388.00</u>
Adjustments		188,466,786.72	205,912,544.75
Adjusted Cash Inflows		<u>1,303,517,101.89</u>	<u>1,287,827,932.75</u>
Cash Outflows:			
Payment of Expenses		446,536,128.55	219,912,817.55
Purchase of Inventories		1,013,221.11	1,144,751.05
Grant of Cash Advances		9,505,449.78	15,655,165.39
Prepayments		14,182,266.00	19,708,142.73
Refund of Deposits			11,560,544.89
Remittance of Personnel Benefit Contributions & Mandatory Deductions		128,052,680.50	114,087,592.92
Other Disbursements		433,459,517.46	497,142,748.34
Total Cash Outflows		<u>1,032,749,263.40</u>	<u>879,211,762.87</u>
Adjustments			279,000,000.00
Adjusted Cash Inflows		<u>1,032,749,263.40</u>	<u>1,158,211,762.87</u>
Total Cash Provided (used) by Operating Activities		<u>270,767,838.49</u>	<u>129,616,169.88</u>
Cash Flows from Investing Activities:			
Cash Inflows:			
Adjustment due to Reclassification of Time Deposit Beg. Bal.	26	9,382,658.21	
Total Cash Inflows		<u>9,382,658.21</u>	-
Cash Outflows:			
Purchase/construction of Property, Plant and Equipment		99,821,675.75	102,233,514.34
Payment of guaranty deposit		1,223,669.98	
Payment of retention fee to contractors		3,596,134.84	
Purchase of other intangible assets		872,062.28	
Adjustments -Placement of Time Deposit Investment		39,000,000.00	
Adjustments -Placement of Restricted Fund		16,869,300.00	
Total Cash Outflows		<u>161,382,842.85</u>	<u>102,233,514.34</u>
Total Cash Provided (Used) by Investing Activities		<u>(152,000,184.64)</u>	<u>(102,233,514.34)</u>
Cash Flows from Financing Activities			
Cash Inflows:			
Proceeds from Borrowings (Loans Payable)		-	-
Total Cash Inflows		-	-
Cash Outflows:			
Loan Amortization		92,669,904.69	43,674,322.01
Financial Expenses		38,186,810.14	89,508,708.18
Total Cash Outflows		<u>130,856,714.83</u>	<u>133,183,030.19</u>
Total Cash Provided (used) by Financing Activities		<u>(130,856,714.83)</u>	<u>(133,183,030.19)</u>
Cash Provided by Operating, Investing and Financing Activities		<u>(12,089,060.98)</u>	<u>(105,800,374.65)</u>
Add: Cash and Cash Equivalents - Beginning		<u>365,917,425.87</u>	<u>471,717,800.52</u>
Cash and Cash Equivalents, Ending		<u>353,828,364.89</u>	<u>365,917,425.87</u>

* See Accompanying Notes to Financial Statements

CAGAYAN DE ORO CITY WATER DISTRICT
Corrales Avenue, Cagayan de Oro City

SUMMARY OF LOAN PAYMENTS TO LWUA AND DBP
For the Year 2019

PERIOD COVERED	LWUA			DBP			GRAND TOTAL
	O.R. No.	Date	Amount	O.R. No.	Date	Amount	
January	40303	01/28/19	1,095,523.00	145391	01/30/19	7,818,033.02	8,913,556.02
				146300	02/26/19	2,193,623.29	2,193,623.29
February	40877	02/22/19	1,095,523.00	146300	02/26/19	7,732,599.01	8,828,122.01
				145510	02/04/19	2,187,279.17	2,187,279.17
March	41668	03/27/19	1,095,523.00	147342	03/26/19	7,758,972.12	8,854,495.12
				146599	03/06/19	2,093,721.37	2,093,721.37
April	42195	04/24/19	1,095,523.00	148351	04/25/19	7,784,677.67	8,880,200.67
				147603	04/03/19	2,174,590.88	2,174,590.88
May	42854	05/24/19	1,095,523.00	149598	05/29/19	7,737,386.79	8,832,909.79
				148803	05/07/19	2,139,584.82	2,139,584.82
June	43562	06/26/19	1,095,523.00	150536	06/25/19	7,762,420.74	8,857,943.74
				149807	06/06/19	2,161,902.58	2,161,902.58
July	44145	07/24/19	1,095,523.00	151698	07/29/19	7,715,785.35	8,811,308.35
				150753	07/02/19	2,127,305.84	2,127,305.84
August	44863	08/28/19	1,095,523.00	152769	08/27/19	7,740,147.61	8,835,670.61
				152070	08/06/19	2,149,214.31	2,149,214.31
September	45449	09/23/19	1,095,523.00	153693	09/25/19	7,729,004.91	8,824,527.91
				153047	09/05/19	2,146,214.28	2,146,214.28
October	46217	10/25/19	1,095,523.00	154949	10/29/19	7,683,352.61	8,778,875.61
				153987	10/04/19	2,112,070.54	2,112,070.54
November	46883	11/26/19	1,095,523.00	155949	11/29/19	7,706,707.19	8,802,230.19
				155232	11/07/19	2,133,416.35	2,133,416.35
December	47722	01/06/20	1,095,523.00	156914	12/19/19	7,661,710.18	8,757,233.18
				156261	12/04/19	2,099,685.45	2,099,685.45
TOTAL LOAN PAYMENTS			13,146,276.00			118,549,406.08	131,695,682.08

Source: 2019 Loan Payments Schedule (Finance Dept.)

CAGAYAN DE ORO CITY WATER DISTRICT
Corrales Avenue, Cagayan de Oro City

COWD WATER RATES

Date Implemented: **May 1, 2014 - up to Present**

A. RESIDENTIAL/GOVERNMENT

Classification	Meter Size	Minimum Charge (MC=10 cu.m.)	Commodity Charges			
			11-20 cu.m.	21-30 cu.m.	31-40 cu.m.	41-up cu.m.
Residential/ Government	1/2"	218.40	30.55	31.85	33.65	36.00
	3/4"	349.40	30.55	31.85	33.65	36.00
	1"	698.85	30.55	31.85	33.65	36.00
	1-1/2"	1,747.20	30.55	31.85	33.65	36.00
	2"	4,368.00	30.55	31.85	33.65	36.00
	3"	7,862.40	30.55	31.85	33.65	36.00
	4"	15,724.80	30.55	31.85	33.65	36.00

B. COMMERCIAL/INDUSTRIAL

Classification	Meter Size	Minimum Charge (MC=10 cu.m.)	Commodity Charges			
			11-20 cu.m.	21-30 cu.m.	31-40 cu.m.	41-up cu.m.
Commercial/ Industrial	1/2"	436.80	61.10	63.70	67.30	72.00
	3/4"	698.80	61.10	63.70	67.30	72.00
	1"	1,397.70	61.10	63.70	67.30	72.00
	1-1/2"	3,494.40	61.10	63.70	67.30	72.00
	2"	8,736.00	61.10	63.70	67.30	72.00
	3"	15,724.80	61.10	63.70	67.30	72.00
	4"	31,449.60	61.10	63.70	67.30	72.00

C. BULK WATER

Classification	Meter Size	Minimum Charge (MC=10 cu.m.)	Commodity Charges			
			11-20 cu.m.	21-30 cu.m.	31-40 cu.m.	41-up cu.m.
Bulk/ Wholesale	1/2"	655.20	91.65	95.55	100.95	108.00
	3/4"	1,048.20	91.65	95.55	100.95	108.00
	1"	2,096.55	91.65	95.55	100.95	108.00
	1-1/2"	5,241.60	91.65	95.55	100.95	108.00
	2"	13,104.00	91.65	95.55	100.95	108.00
	3"	23,587.20	91.65	95.55	100.95	108.00
	4"	47,174.40	91.65	95.55	100.95	108.00

NOTE: **Commercial/Industrial rate** is twice (2x) the Residential rate.

Bulk /Wholesale rate is thrice (3x) the Residential rate.

Other Service Charges:

New Connection	P1,720.00 (including meter stand-P720.00)
Reconnection	P 300.00
Change of Name	P 100.00

CAGAYAN DE ORO CITY WATER DISTRICT

Production Department

EFFICIENCY TEST RESULT

(As of December 2019)

PW #	HP	Type	Rated Q (m ³ /h)	TDH (m)	No. Of Stages	Operating pressure (kg/cm ²)	PWL (m)	Actual Capacity (m ³ /h)	Pump Efficiency (%)	Over all Efficiency (%)	Date Conducted	Remarks
1	100	Submersible	410.4	45.72	3	0	36.88	383.87	61	52	30-Jan-19	
2	60	Submersible	232.76	39.31	2	0	39.62	202	53	45	18-Oct-19	
3A												under rehabilitation
4	60	Submersible	184	45.72	3	0.63	35.97	256	65	54	30-Jul-19	
5	60	Submersible	184	36.58	5	1.97	11.58	144	39	32	20-Sep-19	
7	60	Submersible	184	45.72	3	0	32.92					no pump test conducted
8	100	Submersible	227	45.72	3	0	38.1	188	48	40	23-Sep-19	
9	125	Submersible	409	45.72	3	0.84	32.9	422	56	47	05-Nov-19	
10A	75	Submersible	184	79.25	3	2.81	31.09	124	51	43	02-Oct-19	
11	125	Submersible	414	45.72	2	2.24	18.29	350	61	52	05-Dec-19	
14	100	Submersible	230	45.72	3	0	32.31	239	45	37	23-Sep-19	
15	60	Submersible										not operational
16	60	Submersible	230	36.58	3	0.7	37.8	228	63	53	04-Nov-19	
17	40	Submersible	138	36.58	2	0.7	21.64	53	21	18	05-Sep-19	
18	60	Submersible	84	79.86	3							not operational
19	75	Submersible	227	45.72	3	0	24.08	407	59	49	04-Oct-19	
20	20	Turbine	182	16	1	0	18.29	135	77	65	26-Feb-19	
21	60	Submersible	365	24.38	1	0	21.95	341	64	54	12-Dec-19	
22	60	Submersible	299	30.48	2	0.49	25.3	179	46	38	12-Dec-19	
23	150	Submersible	365	71.9	2	2.5	26.52	437	78	66	05-Dec-18	
24	40	Submersible	69	54.86	3	5.62	14.94	57.5	53	45	05-Oct-19	
25	75	Submersible	253	45.42	2	1.9	22	257	67	56	24-Sep-19	
26	60	Turbine										no pump test conducted
27	40	Submersible	138	38	3	0.84	39.62	116	70	59	25-Sep-19	
28	125	Submersible	288	72	4	1.75	27.74	328	56	47	28-Nov-19	
29	125	Submersible	288	72	4	2.5	18.29	290	47	39	27-Nov-19	
30	25	Submersible	115	130	3	0.7	31	103	63	52	06-Nov-19	
31	75	Submersible	181		3							no pump test conducted
32	20	Submersible	11	160	13	0.3515	121	11	60	52	29-Nov-19	

page 11 of

Prepared by:

ALEX S. ABANGAN

Noted By:

EDWARD P. TESORO

ANNEX I

CAGAYAN DE ORO CITY WATER DISTRICT
Corrales Avenue, Cagayan de Oro City

SUMMARY OF WATER PRODUCTION AND CONSUMPTION
For the Year Ended December 31, 2019

MONTH	PRODUCTION		CONSUMPTION	FLUSHING / OTHERS	UNACCOUNTED WATER	
	(Booster/Pumps) (in cu. m.)	(Bulk Supply) (in cu. m.)	(Metered/Averaged) (in cu. m.)		(in cu. m.)	(%)
January	3,884,238	2,545,111	2,496,635	140,151	3,792,563	58.99%
February	3,402,097	2,195,210	2,435,388	148,569	3,013,350	53.84%
March	3,414,132	2,330,789	2,463,665	337,006	2,944,250	51.25%
April	3,665,406	2,411,482	2,547,294	92,688	3,436,906	56.56%
May	3,653,928	2,277,075	2,649,281	128,407	3,153,315	53.17%
June	3,423,633	2,226,349	2,707,477	139,225	2,803,280	49.62%
July	3,796,185	2,499,474	2,538,881	308,586	3,448,191	54.77%
August	3,749,859	2,479,803	2,663,016	158,857	3,407,789	54.70%
September	3,464,199	2,185,408	2,549,840	148,711	2,951,056	52.23%
October	4,108,848	2,582,767	2,688,963	195,631	3,807,021	56.89%
November	3,943,016	2,394,265	2,589,229	133,091	3,614,961	57.04%
December	3,980,266	2,456,320	2,526,664	108,333	3,801,589	59.06%
TOTAL	44,485,806	28,584,053	30,856,333	2,039,254	40,174,272	54.98%
MONTHLY AVE.	3,707,151	2,382,004	2,571,361	169,938	3,347,856	54.84%

Source: 2019 Monthly Operation Report (Commercial Dept.)

Note:

1. Production = Booster/Pumps Supply + Bulk Water Supply
2. Consumption = Metered + Averaged (Billed)
3. Unaccounted for Water = Production - (Consumption + Mainline Flushing & Others)

COWD WATER SOURCES
As of December 31, 2019

SOURCE IDENTIFICATION	LOCATION	DISCHARGE lps (gpm)	MOTOR SIZE	STANDBY POWER
A. Deep Well Source				
PW No. 1	Macasandig	106 (1,686)	100 hp	688 kva Genset
PW No. 2	Macasandig	56 (889)	60 hp	219 kva Genset
PW No. 3 A	Macasandig	0 (-)		Under Rehabilitation
PW No. 4	Macasandig	71 (1,127)	60 hp	138 kva Genset
PW No. 5	Bugo	40 (634)	60 hp	None
PW No. 7	Macasandig	51 (810)	60 hp	138 kva Genset
PW No. 8	Macasandig	50 (793)	100 hp	250 kva Genset
PW No. 9	Macasandig	117 (1,858)	125 hp	225 kva Genset
PW No. 10 A	Calaanan	34 (546)	75 hp	75 kva Genset
PW No. 11	Bugo	97 (1,541)	125 hp	288 kva Genset
PW No. 12	Calaanan	0 (-)		Not Operational
PW No. 14	Balulang	66 (1,052)	100 hp	219 kva Genset
PW No. 15	Calaanan	32 (506)	60 hp	Under Rehabilitation
PW No. 16	Tomas Saco	63 (1,004)	60 hp	175 kva Genset
PW No. 17	Balulang	15 (233)	40 hp	165 kva Genset
PW No. 18	Pueblo	23 (370)	60 hp	Not Operational
PW No. 19	Balulang	64 (1,013)	75 hp	225 kva Genset
PW No. 20	Bugo	38 (594)	20 hp	500 kva Genset
PW No. 21	Bugo	95 (1,501)	60 hp	156 kva Genset
PW No. 22	Bugo	50 (788)	60 hp	156 kva Genset
PW No. 23	Agusan	119 (1,880)	150 hp	313 kva Genset
PW No. 24	Balulang	16 (251)	40 hp	75 kva Genset
PW No. 25	Balulang	71 (1,132)	75 hp	156 kva Genset
PW No. 26	Balulang	14 (220)	60 hp	165 kva Genset
PW No. 27	Balulang	32 (511)	40 hp	165 kva Genset
PW No. 28	Tablon	91 (1,444)	125 hp	250 kva Genset
PW No. 29	Tablon	81 (1,284)	125 hp	250 kva Genset
PW No. 30	Macasandig	22 (352)	30 hp	100 kva Genset
PW No. 31	Macasandig	51 (810)	100 hp	138 kva Genset
PW No. 32	Macasandig	3 (40)	20 hp	75 kva Genset
B. Spring Source				
Malasag Spring	Cugman	1.02 (16)	n/a	n/a
TOTAL		1,802 (25,393)		
C. Booster Pumps				
BP No. 1 old	Macasandig	107 (1,689)	150 hp	688 kva Genset
BP No. 2 old	Macasandig	101 (1,605)	125 hp	
BP No. 3 old	Macasandig	141 (2,228)	200 hp	
BP No. 4 old	Macasandig	95 (1,504)	100 hp	500 kva Genset (G3)
BP No. 5 old	Macasandig	106 (1,684)	150 hp	
BP No. 6 old	Macasandig	141 (2,228)	200 hp	
BP No. 1 new	Macasandig	106 (1,684)	150 hp	438 kva Genset
BP No. 2 new	Macasandig	106 (1,684)	150 hp	
BP No. 3 new	Macasandig	106 (1,684)	150 hp	
BP No. 4 new	Macasandig	106 (1,684)	150 hp	
BP No. 5 new	Macasandig	106 (1,684)	150 hp	
BP No. 1	Bugo	108 (1,706)	125 hp	500 kva Genset
BP No. 2	Bugo	108 (1,706)	125 hp	
BP No. 3	Bugo	108 (1,706)	125 hp	
BP No. 1	Balulang	100 (1,585)	200 hp	688 kva Genset
BP No. 2	Balulang	100 (1,585)	200 hp	
BP No. 3	Balulang	100 (1,585)	200 hp	
BP No. 4	Balulang	94 (1,488)	100 hp	313 kva Genset
BP No. 5	Balulang	94 (1,488)	100 hp	
BP No. 6	Balulang	94 (1,488)	100 hp	
Bolonsori Booster	Camaman-an	3 (53)	7.5 hp	
Richmond Booster	Camaman-an	0 ()	15 hp	
Aluba Booster	Macasandig	28 (450)	50 hp	
Soldier's Hill Booster	Bulua	0 ()	7.5 hp	
Youngsville Booster	Igpit, Opol	28 (450)	25 hp	75 kva Genset
Malanang Booster	Maianang, Opol	28 (450)	20 hp	
TOP Booster	Lumbia	28 (450)	50 hp	
Sub-Total	Macasandig Old	690 (10,938)		
Sub-Total	Macasandig New	531 (8,420)		
Sub-Total	Balulang	582 (9,220)		
Sub-Total	Bugo	323 (5,119)		
Sub-Total	Camaman-an	3 (53)		
Sub-Total	Aluba	28 (450)		
Sub-Total	Opol	57 (899)		
Sub-Total	Lumbia	28 (450)		
TOTAL		2,243 (35,548)		
D. BWSP (Dec 1 - 31, 2019)				2,456,320 cubic meters

CAGAYAN DE ORO CITY WATER DISTRICT
Corrales Avenue, Cagayan de Oro City

SERVICE CONNECTION GROWTH
For the Year Ended December 31, 2019

MONTH	NEW CONNECTION	DISCONNECTION	RECONNECTION	NET INCREASE/ (DECREASE) (ACTIVE)	TOTAL ACTIVE CONNECTIONS	TOTAL INACTIVE CONNECTIONS	NET INCREASE/ (DECREASE) (INACTIVE)
December 2018	4,578	3,190	1,852	3,240	98,006	36,676	1,339
January	276	263	167	180	98,186	36,772	96
February	279	254	137	162	98,348	36,889	117
March	365	278	211	298	98,646	36,956	67
April	374	216	181	339	98,985	36,991	35
May	399	223	188	364	99,349	37,026	35
June	369	215	168	322	99,671	37,073	47
July	533	245	181	469	100,140	37,137	64
August	291	137	130	284	100,424	37,144	7
September	335	213	142	264	100,688	37,215	71
October	360	294	154	220	100,908	37,355	140
November	287	283	124	128	101,036	37,514	159
December	248	116	108	240	101,276	37,522	8
TOTAL	4,116	2,737	1,891	3,270			846
MO. AVERAGE	343	228	158	273			71

Source: 2019 Monthly Operation Report (Commercial Dept.)

CAGAYAN DE ORO CITY WATER DISTRICT
Corrales Avenue, Cagayan de Oro City

LIST OF MAJOR ASSETS AND EQUIPMENTS
AS OF DECEMBER 31, 2019
(With Comparative Figures for 2018)

	ASSETS AND EQUIPMENTS (With Initial Cost of P15,000 & Above)	2019	2018	%INCREASE (DECREASE) OVER LAST YEAR
1.	COMMUNICATION EQUIPMENT	P 9,427,620.90	P 9,108,625.90	3.50
2.	LABORATORY EQUIPMENT	7,922,295.37	7,134,208.03	11.05
3.	LAND AND LAND RIGHTS	40,792,376.63	40,792,376.63	0.00
4.	OFFICE FURNITURE AND EQUIPMENT	62,527,163.22	57,768,698.26	8.24
5.	POWER OPERATED EQUIPMENT	42,404,459.80	39,784,862.18	6.58
6.	POWER PRODUCTION EQUIPMENT	47,525,517.61	45,973,184.83	3.38
7.	PUMPING EQUIPMENT	194,784,257.43	188,670,194.15	3.24
8.	TOOLS, SHOP, AND GARAGE EQUIPMENT	63,750,814.77	47,648,811.77	33.79
9.	LAND TRANSPORTATION EQUIPMENT	88,054,026.73	73,544,532.63	19.73
10.	WATER TREATMENT EQUIPMENT	21,960,734.45	21,721,880.35	1.10
11.	IT SOFTWARE AND EQUIPMENT	18,388,010.57	10,539,851.72	74.46
12.	STRUCTURES & IMPROVEMENTS: <i>SOURCE OF SUPPLY PLANT, PUMPING PLANTS, TRANSMISSION & DISTRIBUTION AND GENERAL PLANT</i>	146,861,097.58	142,213,686.50	3.27
13.	WELLS	108,111,789.47	108,111,789.47	0.00
14.	RESERVOIRS & TANKS	34,057,531.66	34,057,531.66	0.00
15.	TRANSMISSION & DISTRIBUTION MAINS	952,517,837.79	947,460,803.80	0.53
16.	SERVICE CONNECTION	253,234,140.21	249,619,021.32	1.45
17.	METERS	236,608,356.88	218,797,867.48	8.14
18.	METER INSTALLATION	31,171,505.38	25,415,443.13	22.65
19.	HYDRANTS	7,216,951.54	7,041,146.51	2.50
20.	INTANGIBLE ASSETS	4,056,086.48	2,344,086.48	73.03
21.	STORE EQUIPMENT & SURVEYING INSTRUMENT - ACCESSORIES	71,750.00	71,750.00	0.00
22.	CONSTRUCTION & HEAVY EQUIPMENT	1,495,000.00	-	100.00
23.	SPORTS EQUIPMENT	16,800.00	-	100.00
24.	FIREFIGHTING EQUIPMENT & ACCESSORIES	749,950.00	-	100.00
25.	HELD FOR FUTURE USE	2,986,731.00	2,986,731.00	0.00
26.	DISASTER RESPONSE & RESCUE EQUIPMENT	300,000.00	-	100.00
	TOTAL	P 2,376,992,805.47	P 2,280,807,083.79	4.22


Source: 2019 List of Major Assets and Equipments (Accounting Division)

CAGAYAN DE ORO CITY WATER DISTRICT
 Corrales Avenue, Cagayan de Oro City
ENGINEERING DEPARTMENT
 Environment & Water Resources Division

SUMMARY OF PIPELINES
 In Linear Meters
 as of 2019

PIPELINE		OLD PIPELINES STILL IN SERVICE	PHASE I IMPROVEMENT	PHASE II IMPROVEMENT	PHASE III IMPROVEMENT	SUBDIVISION		COWD EXTENSION		TOTAL		PIPELINE		
SIZE	MAKE					TURNED-OVER	NOT TURNED-OVER	1979 - 2018	2019	MAINTAINED	SERVED	SIZE	MAKE	
50 mm (2")	0 uPVC					8,863		4,308		13,171	13,171	50 mm (2")	0 uPVC	
50 mm (2")	0 G.I.					344		216		560	560	50 mm (2")	0 G.I.	
50 mm (2")	0 B.I.					178		274		453	453	50 mm (2")	0 B.I.	
50 mm (2")	0 PE					9,785		61,867		71,642	71,642	50 mm (2")	0 PE	
63 mm (2.5")	0 PE					3,055		277	2,051	5,383	5,383	63 mm (2.5")	0 PE	
	0 G.I.							660		660	660			G.I.
75 mm (3")	0 uPVC			2,775		50,361		7,725	420	61,271	61,271	75 mm (3")	0 uPVC	
	0 ACP					5,422				5,422	5,422			0 ACP
	0 G.I.					96				96	96			0 G.I.
	0 C/BI					102		201		303	303			0 C/BI
100 mm (4")	0 uPVC		15,745	2,433		37,006	9,553	56,384	1,050	112,618	122,171	100 mm (4")	0 uPVC	
	0 STEEL	4,877	14					187		5,078	5,078			0 STEEL
	0 ACP	1,460				4,348	3,160	240		6,048	9,208			0 ACP
	0 CCI	82						228		320	320			0 CCI
	0 G.I.					75				75	75			0 G.I.
	0 C/BI					60		381		441	441			0 C/BI
150 mm (6")	0 uPVC		14	9,484	3,097	26,022	3,930	44,582	1,896	85,105	89,035	150 mm (6")	0 uPVC	
	0 STEEL		27,754			56	26	703		28,515	28,541			0 STEEL
	0 ACP	146				1,903	1,120	231		2,280	3,400			0 ACP
	0 CCI	515						483		998	998			0 CCI
	0 C/BI					30		360		390	390			0 C/BI
	0 BI													
200 mm (8")	0 uPVC			1,588	8,987	1,632	450	11,743		23,948	24,398	200 mm (8")	0 uPVC	
	0 STEEL		4,027					733		4,760	4,760			0 STEEL
	0 CCI	2,148						174		2,322	2,322			0 CCI
	0 BI					7		19		26	26			0 BI
250 mm (10")	0 STEEL			4,488	6,354					10,842	10,842	250 mm (10")	0 STEEL	
	0 uPVC					547		3,200		3,747	3,747			0 uPVC
300 mm (12")	0 STEEL		16,960	17,968	20,336			7,814		62,906	62,906	300 mm (12")	0 STEEL	
350 mm (14")	0 STEEL							2,531		2,531	2,531	350 mm (14")	0 STEEL	
400 mm (16")	0 STEEL		5,660	569	17,061			6,276		29,586	29,586	400 mm (16")	0 STEEL	
500 mm (20")	0 STEEL		1,176	445	3,691			375		5,687	5,687	500 mm (20")	0 STEEL	
600 mm (24")	0 STEEL		186		14,774					14,960	14,960	600 mm (24")	0 STEEL	
800 mm (30")	0 STEEL				2,638					2,638	2,638	800 mm (30")	0 STEEL	
						149,885	18,239	211,962	5,417					
			9,238	71,536	29,786	76,967		168,124		217,379	5,417	564,781	583,020	

page 77 of _____

Prepared by: 
RHONA M. U. FERIDO
 Principal Engineer

Noted by: 
CAROLINA B. LAO
 Manager, Engineering Department

ANNEX
 N

CAGAYAN DE ORO CITY WATER DISTRICT

Corrales Avenue, Cagayan de Oro City

SUMMARY OF BACTERIOLOGICAL ANALYSIS

For the Year Ended December 31, 2019

MONTH	COLIFORM TEST (Standard Sample 100 ml.)				Residual Chlorine (PPM)
	Total Sample	Total Sample Positive	Membrane Filter Rapid Testing (24 hrs.)		
			Coliform Test	Fecal Test (E - Coli)	
January	114	1	1	0	0.00 to 1.06
February	115	3	3	0	0.00 to 1.50
March	114	1	1	0	0.00 to 1.50
April	114	0	0	0	0.00 to 1.50
May	113	3	3	0	0.00 to 1.75
June	114	0	0	0	0.00 to 1.50
July	114	2	2	0	0.00 to 1.50
August	114	6	6	0	0.00 to 1.00
September	111	2	2	0	0.00 to 1.00
October	112	6	6	0	0.00 to 1.00
November	113	2	2	0	0.00 to 1.50
December	115	2	2	0	0.00 to 1.50
TOTAL	1,363	28	28	0	

Source: Summary and Evaluation of Bacteriological Analysis of COWD (Production Dept.)

MONTHLY DATA SHEET
Cagayan de Oro City Water District (CCC # 1)
For the Month Ending December 31, 2019

1. SERVICE CONNECTION DATA :

1.1 Total Services	<u>138,798</u>	1.5 Changes :	New	<u>248</u>
1.2 Total Active	<u>101,276</u>		Reconnected	<u>108</u>
1.3 Total Metered	<u>101,276</u>		Disconnected	<u>116</u>
1.4 Total Billed	<u>101,138</u>	1.6 Customer in Arrears :		
		Number	<u>47,011</u>	<u>(46.42 %)</u>

2. PRESENT WATER RATES :

Classification	Meter	Minimum Charge	Commodity Charge			
	Size		11 - 20	21 - 30	31 - 40	41 - UP
Dom. / Gov't.	1/2"	218.40	30.55	31.85	33.65	36.00
Comm. / Ind.	1/2"	436.80	61.10	63.70	67.30	72.00
Bulk / Wholesale	3"	22,072.80	91.65	95.55	100.95	108.00

3. BILLING AND COLLECTION DATA :

3.1 Billings :		This Month (TM)		Year - to - Date (YTD)
a. Current-Metered (Inc. Sales to Gov't)	P	<u>85,988,280.75</u>		<u>P 1,045,897,259.76</u>
b. Current (Averaged)		<u>3,381,379.75</u>		<u>37,328,932.10</u>
c. Penalty Charges		<u>3,937,134.50</u>		<u>46,848,842.50</u>
TOTALS	P	<u>93,306,795.00</u>		<u>P 1,130,075,034.36</u>

3.2 Collections :

a. Current Accounts	P	<u>67,027,245.38</u>		<u>P 812,419,643.91</u>
b. Arrears (current year)		<u>18,746,553.17</u>		<u>254,037,326.37</u>
c. Arrears (prev. year)		<u>1,411,030.88</u>		<u>18,615,905.32</u>
d. Other Sales & Services		<u>505,836.76</u>		<u>5,041,584.57</u>
TOTALS	P	<u>87,690,666.19</u>		<u>P 1,090,114,460.17</u>

3.3 ON TIME PAID, TM	=	$\frac{(3.2 a)}{(3.1 a) + (3.1b)}$	X 100%	=	<u>75.00%</u>
COLL. EFF. , YTD	=	$\frac{(3.2 a)+(3.2b)}{3.1 Totals}$	X 100%	=	<u>94.37%</u>
COLL. RATIO ,YTD	=	$\frac{3.2 Totals}{3.1 Totals + (A/R 282,127,255.07)}$	X 100%	=	<u>77.19%</u>

4. FINANCIAL DATA :

4.1 Revenue		This Month (TM)		Year - to - Date (YTD)
a. Operating	P	<u>95,560,612.34</u>		<u>P 1,148,479,405.04</u>
b. Non-Operating		<u>184,135.90</u>		<u>5,222,296.51</u>
TOTALS	P	<u>95,744,748.24</u>		<u>P 1,153,701,701.55</u>

4.2 Expenses

a. Salaries & Wages	P	<u>12,570,976.38</u>		<u>P 158,099,471.67</u>
b. Pumping Cost (Fuel, Oil, Electric)*		<u>13,457,470.00</u>		<u>165,259,712.89</u>
c. Chemical Treatment*		<u>138,100.36</u>		<u>4,837,329.64</u>
d. Others O & M Expense		<u>76,356,314.94</u>		<u>664,417,083.09</u>
e. Depreciation Expense		<u>8,450,145.49</u>		<u>96,819,568.94</u>
f. Interest Expense		<u>2,945,253.81</u>		<u>38,194,167.80</u>
g. Bank Charges		<u>-</u>		<u>-</u>
h. Miscellaneous Income Deductions (Loss of Assets)		<u>-</u>		<u>-</u>
TOTALS	P	<u>113,918,260.98</u>		<u>1,127,627,334.03</u>

4.3 Net Income (Loss)	P	<u>(18,173,512.74)</u>		<u>P 26,074,367.52</u>
------------------------------	---	------------------------	--	------------------------

4.4 Cash Flow Report

This Month (TM)

Year to Date(YTD)

Operation:

a. Receipts	P	<u>95,149,198.21</u>	P	<u>1,312,899,760.10</u>
b. Disbursement		<u>103,513,651.73</u>		<u>1,324,988,821.08</u>
c. Net Receipt (Disbursement)		<u>(8,364,453.52)</u>		<u>(12,089,060.98)</u>
d. Cash balance, beg. (cash & cash equivalent)		<u>362,192,818.41</u>		<u>365,917,425.87</u>
e. Cash balance, end (cash & cash equivalent)		<u>353,828,364.89</u>		<u>353,828,364.89</u>

4.5 Miscellaneous Data

a. Loan Funds (Total LWUA & DBP YTD)	P	<u>130,856,714.83</u>	c. Inventories	P	<u>193,446,581.41</u>
1. Cash on Hand		<u>130,856,714.83</u>	d. Accts. Receivables-Customers (net of Allow. for D/Accts.)	P	<u>316,286,404.44</u>
b. WD Funds (Total)	P	<u>949,348,758.41</u>	e. Customers' Deposits	P	<u>9,056,122.05</u>
1. Cash on Hand		<u>3,519,612.33</u>	f. Loans Payable (LWUA)	P	<u>32,706,211.48</u>
2. Cash in Bank		<u>246,443,106.11</u>	g. Loans Payable (DBP)	P	<u>564,044,715.54</u>
2a. Special Deposits (Loan Hold Out Deposits)*		<u>64,421,232.52</u>	h. Loans Payable (John-dorf Ventures)	P	<u>0.00</u>
3. Investments (inc. cash in bank-time deposit)		<u>597,076,340.11</u>	i. Payables to Suppliers and other creditors	P	<u>39,355,682.00</u>
4. Working Fund		<u>0.00</u>			
5a. Restricted (Guaranty Deposits)*		<u>11,960,043.55</u>			
5b. Restricted (COWD/LWUA JSA Acct.)*		<u>25,902,858.86</u>			
5c. Restricted (COWD Special Proj., Contingency fund, Capital Improvement & LBP savings Acct.)*		<u>25,564.93</u>			

5. WATER PRODUCTON DATA :

5.1 Source of Supply

	NUMBER	TOTAL RATED CAPACITY	BASIS OF DATA
a. Wells	26	<u>3,980,266</u> cu.m./mo.	
b. Springs (Malasag)	1	<u>5,073</u> cu.m./mo.	
c. Surface	0	cu.m./mo.	
d. Bulk	1	<u>2,456,320</u> cu.m./mo.	
e. Totals	28	<u>6,441,659</u> cu.m./mo.	

5.2 Water Production

	THIS MONTH	Y-T-D	METHOD OF MEASUREMENT
a. Pumped	<u>3,975,193</u> m3	<u>44,425,752</u> m3	
b. Gravity	<u>5,073</u> m3	<u>60,055</u> m3	
c. Bulk Water Supply	<u>2,456,320</u>	<u>28,584,053</u> m3	
d. Totals	<u>6,436,586</u> m3	<u>73,069,859</u>	

5.3 Accounted Water Use:

	THIS MONTH	Y-T-D
a. Metered billed	<u>2,438,489</u> cu.m	<u>29,816,858</u> cu.m.
b. Unmetered billed (average)	<u>88,175</u> cu.m	<u>1,039,475</u> cu.m.
c. Total billed	<u>2,526,664</u> cu.m	<u>30,856,333</u> cu.m.
d. Metered unbilled	cu.m.	cu.m.
e. Unmetered unbilled	<u>108,333</u> cu.m	<u>2,039,255</u> cu.m.
f. Total Accounted (5.3c+5.3d+5.3e)	<u>2,634,997</u> cu.m	<u>32,895,588</u> cu.m.

5.4 Water Use Assessment

	THIS MONTH	Y-T-D
a. Ave. consumption/conn.	<u>24.95</u>	<u>25.76</u> cu.m.
b. Ave. per capita/day consumption	<u>0.11</u>	<u>0.12</u> cu.m.
c. Accounted water = $\frac{5.3f}{5.2d} \times 100\%$	<u>40.94%</u>	<u>45.02%</u>
d. Unaccounted =	<u>59.06%</u>	<u>54.98%</u>
e. Revenue Producing Water = $\frac{5.3c}{5.2d} \times 100\%$	<u>39.25%</u>	<u>42.23%</u>

5.5 Water Production Cost

a. Total power (electricity) consumption	1,369,396.62 kwh
b. Total power cost (electricity)	P 13,298,880.86
c. Unit power cost before adjustment	P _____
d. Unit power cost after adjustment	P _____
e. Total Fuel (diesel) consumption	_____ 0 ltrs
f. Total Fuel cost	P _____
g. Other energy cost (Oil, etc.)	P _____
h. Total Chlorine consumed	_____ 3,430.00 kgs
i. Total Chlorine cost	P 138,100.36
j. Other chemicals	_____ kgs
k. Total cost of other chemicals	P _____
l. Total Production Cost	P 13,436,981.22

6. MISCELLANEOUS DATA :

6.1 Employees

a. Total	<u>630</u>	Regular	<u>344</u>	Casual	<u>286</u>
b. No. of connections/employee					<u>160.76</u>
c. Average monthly salary/employee					P <u>19,953.93</u>

6.2 Bacteriological

a. Total Samples taken	<u>115</u>
b. No. of negative results	<u>113</u>
c. Test results submitted LWUA	<u>115</u>

6.3 Chlorination

a. Total Samples taken	<u>115</u>
b. No. of negative results	<u>113</u>
c. No. of days of full chlorination	<u>31</u>

6.4 Board of Directors

	<u>This Month (TM)</u>	<u>Year-to-Date (YTD)</u>
a. Resolutions approved	<u>9</u>	<u>97</u>
b. Policies passed	<u>0</u>	<u>20</u>
c. Directors fee paid	P <u>217,560.00</u>	P <u>2,410,192.15</u>
d. Meetings held :		
1. Regular	<u>2</u>	<u>24</u>
2. Committee	<u>2</u>	<u>24</u>
3. Special	<u>0</u>	<u>0</u>

7. STATUS OF VARIOUS DEVELOPMENTS :

7.1 Status of Loans

Type of Loan/Funds	<u>Loan/Fund Committed</u>	<u>Avaliments to Date Amount</u>	<u>Percentile</u>
a. Early Actions	P <u>n/a</u>	P <u>n/a</u>	<u>n/a</u> %
b. Interim Improvement	<u>n/a</u>	<u>n/a</u>	<u>n/a</u> %
c. Comprehensive	<u>n/a</u>	<u>n/a</u>	<u>n/a</u> %
d. New serv. Conn.	<u>n/a</u>	<u>n/a</u>	<u>n/a</u> %
e. BPW Funds	<u>n/a</u>	<u>n/a</u>	<u>n/a</u> %
f. _____	P _____	P _____	_____ %
TOTALS	P _____	P _____	_____ %

7.2 Status of Loan Payment to LWUA

Type of loans/funds	Billing	PAYMENT	
		Amount	Percentile
a. Early Action	P _____	P _____	_____ %
b. Interim Improvement	_____	_____	_____ %
c. Comprehensive	_____	1,095,523.00	_____ %
d. New serv. conn.	_____	_____	_____ %
e. _____	_____	_____	_____ %
TOTALS	P _____	P 1,095,523.00	P _____ %

7.3 Other On-Going Projects

Types	Status Schedule %	Funded By	Done By
a. Early Action	_____	_____	_____
b. Pre-Feasibility Study	_____	_____	_____
c. Feasibility Study	_____	_____	_____
d. A & E Design	_____	_____	_____
e. Construction (_____)	_____	_____	_____
f. Well Drilling	_____	_____	_____
g. Project Presentation	_____	_____	_____
h. Pre-Bidding	_____	_____	_____
i. Bidding	_____	_____	_____

8. STATUS OF INSTITUTIONAL DEVELOPMENTS : (To be filled by Advisor)

8.1 Developments Progress Indicator

Phase	Earned	Min. Req'd.	Variance	Age in Months	Dev. Rating
I	_____	_____	_____	_____	_____
II	_____	_____	_____	_____	_____

8.2 Commercial System Audit

a. CPS I Installed	n/a	n/a	_____
b. CPS II Installed	n/a	n/a	_____
c. Management Audit	n/a	n/a	_____
d. PR Assisitance	n/a	n/a	_____
e. Marketing Assistance	n/a	n/a	_____
f. Financial Audit	n/a	n/a	_____
g. _____	_____	_____	_____

SUBMITTED BY :

VERIFIED BY :


BENVENIDO V. BATAR, JR.
 General Manager

ALEXANDER P. BULICATIN
 Management Advisor

_____ Date

_____ Date

NOTED BY :

RECORDED BY :

BEDE G. GATA
 Division Manager, UDEV 4
 Acting Manager, Area 7 WDD-Mindanao

_____ Date

_____ F M D

_____ Date

AGING OF ACCOUNTS RECEIVABLE

As of December 31, 2019
 Database: January 6, 2020
 Billing: December 31, 2019
 Accounts: December 31, 2019

Status	Active									
Row Labels	00-30 Days: Count	00-30 Days: Sum	31-60 Days: Count	31-60 Days: Sum	61-90 Days: Count	61-90 Days: Sum	Over 90 Days: Count	Over 90 Days: Sum	Sum of Subtotal	Delinq. Count
1	1,501	2,198,175.63	866	688,207.70	453	389,906.92	276	843,396.46	4,119,686.71	803
011A	198	234,956.79	110	113,270.35	47	60,618.45	29	82,497.55	491,343.14	89
Commercial	64	126,690.20	33	54,231.00	17	23,673.61	10	35,234.27	239,829.07	32
Government	2	1,826.60	2	1,366.30	2	1,082.25	2	2,711.14	6,986.29	2
Residential	132	106,439.99	75	57,673.05	28	35,862.59	17	44,552.15	244,527.79	55
011B	253	519,486.84	143	151,665.19	72	63,144.92	43	232,272.99	966,569.94	136
Commercial	194	466,958.59	108	134,323.14	58	56,478.90	34	211,765.13	869,525.76	102
Government	5	4,423.60	4	1,697.31	0	0.00	0	0.00	6,120.91	4
Residential	54	48,104.65	31	15,644.74	14	6,666.03	9	20,507.86	90,923.27	30
012A	179	319,116.06	96	93,368.73	41	59,610.45	21	189,775.17	661,870.41	78
Commercial	161	310,391.56	85	90,693.93	38	58,331.25	18	188,230.66	647,647.39	71
Government	1	540.71	0	0.00	0	0.00	0	0.00	540.71	0
Residential	17	8,183.80	11	2,674.80	3	1,279.20	3	1,544.51	13,682.30	7
012B	215	217,897.96	135	85,462.90	78	53,323.18	52	105,874.25	462,558.28	127
Commercial	143	173,168.97	82	60,360.48	50	38,690.41	29	56,221.55	328,441.41	78
Government	1	462.80	0	0.00	0	0.00	0	0.00	462.80	0
Residential	71	44,266.19	53	25,102.42	28	14,632.77	23	49,652.70	133,654.08	49
013A	116	83,682.37	77	34,847.63	35	22,381.34	20	26,911.76	167,823.11	78
Commercial	55	53,789.13	34	21,494.41	13	16,834.10	10	16,597.15	108,714.79	34
Government	1	286.34	0	0.00	0	0.00	0	0.00	286.34	0
Residential	60	29,606.89	43	13,353.23	22	5,547.24	10	10,314.61	58,821.97	44
013B	153	212,202.69	86	54,528.87	53	24,646.72	32	36,019.59	327,397.88	79
Commercial	54	164,096.04	30	33,031.75	14	11,000.51	9	10,680.02	218,808.32	24
Residential	99	48,106.65	56	21,497.12	39	13,646.21	23	25,339.57	108,589.56	55
014A	226	276,244.93	133	95,034.52	75	72,284.91	46	128,782.41	572,346.77	131
Commercial	61	164,055.97	36	34,613.84	17	25,007.71	7	19,964.78	243,642.30	33
Government	2	7,985.30	2	8,039.49	1	11,942.90	1	6,509.44	34,477.13	2

page 83 of

Status	Active									
	00-30 Days: Count	00-30 Days: Sum	31-60 Days: Count	31-60 Days: Sum	61-90 Days: Count	61-90 Days: Sum	Over 90 Days: Count	Over 90 Days: Sum	Sum of Subtotal	Deling. Count
Row Labels										
Residential	163	104,203.66	95	52,381.19	57	35,334.29	38	102,308.18	294,227.33	96
014B	161	334,587.99	86	60,029.51	52	33,896.95	33	41,262.74	469,777.19	85
Commercial	45	264,382.54	20	27,618.02	13	13,451.21	7	10,289.83	315,741.61	19
Residential	116	70,205.45	66	32,411.48	39	20,445.73	26	30,972.91	154,035.58	66
2	1,366	1,345,855.96	844	736,380.11	614	434,190.65	383	1,062,412.57	3,578,839.29	846
021A	153	161,092.79	88	91,797.71	44	46,555.06	33	88,324.29	387,769.85	83
Commercial	43	74,003.80	28	39,236.38	12	18,371.79	7	29,400.77	161,012.74	26
Government	1	218.40	1	218.40	1	218.40	1	1,179.36	1,834.56	1
Residential	109	86,870.59	59	52,342.93	31	27,964.87	25	57,744.16	224,922.55	56
021B	135	240,708.59	83	79,361.17	58	45,518.08	45	66,418.72	432,006.56	93
Commercial	39	188,015.92	20	41,507.78	10	20,858.75	12	28,714.75	279,097.20	28
Residential	96	52,692.67	63	37,853.38	48	24,659.34	33	37,703.96	152,909.35	65
022A	111	243,420.67	52	132,612.79	44	101,210.98	30	452,153.89	929,398.33	52
Commercial	56	214,433.49	25	106,925.29	22	89,202.17	16	435,541.15	846,102.09	25
Government	4	208.57	0	0.00	0	0.00	0	0.00	208.57	0
Residential	51	28,778.61	27	25,687.51	22	12,008.81	14	16,612.74	83,087.67	27
022B	127	77,960.36	79	66,643.12	71	36,268.31	49	67,696.69	248,568.49	79
Commercial	9	15,632.77	4	14,143.20	4	4,296.83	2	134.54	34,207.33	4
Government	1	19.56	0	0.00	0	0.00	0	0.00	19.56	0
Residential	117	62,308.04	75	52,499.92	67	31,971.49	47	67,562.15	214,341.60	75
023A	188	225,880.66	140	106,616.79	83	64,836.33	59	155,108.17	552,441.96	139
Commercial	14	96,288.16	7	14,961.16	3	4,529.37	2	1,870.86	117,649.55	7
Government	7	4,668.99	5	2,013.49	3	762.36	2	5,171.22	12,616.06	5
Residential	167	124,923.50	128	89,642.14	77	59,544.60	55	148,066.10	422,176.34	127
023B	148	101,677.35	97	74,631.75	72	35,454.75	37	37,438.58	249,202.43	97
Commercial	8	23,282.00	7	16,385.27	4	2,531.57	2	2,479.79	44,678.63	7
Government	0	0.00	0	0.00	0	0.00	0	0.00	0.00	0
Residential	140	78,395.35	90	58,246.48	68	32,923.18	35	34,958.79	204,523.80	90
024A	298	173,378.63	177	101,291.14	145	62,877.10	86	124,562.11	462,108.98	176
Commercial	3	1,493.66	2	1,109.16	1	925.60	1	1,194.00	4,722.41	2
Government	2	15,233.75	1	0.00	0	0.00	0	0.00	15,233.75	1
Residential	293	156,651.22	174	100,181.98	144	61,951.50	85	123,368.11	442,152.82	173

page 84 of 100

Status	Active									
	00-30 Days: Count	00-30 Days: Sum	31-60 Days: Count	31-60 Days: Sum	61-90 Days: Count	61-90 Days: Sum	Over 90 Days: Count	Over 90 Days: Sum	Sum of Subtotal	Delinq. Count
Row Labels	Count	Sum	Count	Sum	Count	Sum	Count	Sum	Subtotal	Count
024B	206	121,736.91	128	83,425.62	97	41,470.03	44	70,710.14	317,342.70	127
Commercial	3	7,955.60	2	3,869.80	1	2,088.60	1	10,779.34	24,693.34	1
Residential	203	113,781.31	126	79,555.82	96	39,381.43	43	59,930.80	292,649.36	126
3	1,222	862,921.42	744	528,190.93	619	386,542.34	350	606,459.48	2,384,114.18	736
031A	219	195,220.32	144	87,042.28	117	58,060.09	67	96,691.93	437,014.62	142
Commercial	6	23,921.19	3	9,054.49	1	575.74	0	0.00	33,551.42	3
Residential	213	171,299.12	141	77,987.79	116	57,484.36	67	96,691.93	403,463.19	139
031B	110	92,208.96	63	54,152.24	56	46,033.86	27	40,545.58	232,940.65	63
Commercial	23	35,689.15	9	16,927.55	7	16,234.47	3	12,854.40	81,705.56	9
Government	2	2,861.80	2	2,871.20	2	2,969.80	2	9,219.70	17,922.50	2
Residential	85	53,658.02	52	34,353.49	47	26,829.59	22	18,471.49	133,312.58	52
032A	78	60,538.86	34	42,713.36	26	32,156.18	17	99,342.86	234,751.27	33
Commercial	25	24,054.13	10	19,172.80	7	12,713.67	5	49,141.31	105,081.91	9
Government	5	13,020.08	2	7,173.73	0	0.00	0	0.00	20,193.80	2
Residential	48	23,464.66	22	16,366.84	19	19,442.51	12	50,201.55	109,475.56	22
032B	50	64,476.85	18	31,022.99	13	11,277.40	3	25,287.38	132,064.62	18
Commercial	26	51,901.03	8	23,883.58	5	10,126.52	2	25,003.80	110,914.92	8
Residential	24	12,575.82	10	7,139.41	8	1,150.88	1	283.58	21,149.70	10
033A	175	89,524.83	106	62,279.51	86	42,352.69	48	81,352.25	275,509.28	106
Commercial	13	9,019.94	6	6,133.47	4	1,428.87	1	197.34	16,779.62	6
Residential	162	80,504.89	100	56,146.04	82	40,923.82	47	81,154.91	258,729.67	100
033B	127	70,875.99	74	39,203.84	59	30,155.54	33	60,419.69	200,655.06	72
Commercial	15	6,413.66	7	3,401.10	5	1,200.82	2	18,884.13	29,899.70	7
Residential	112	64,462.33	67	35,802.74	54	28,954.72	31	41,535.56	170,755.36	65
034A	153	105,230.28	87	68,813.46	74	54,306.94	45	68,241.82	296,592.50	85
Commercial	21	26,648.96	8	14,751.83	4	13,990.17	3	18,883.92	74,274.88	6
Government	1	10,070.90	1	11,654.90	1	3,663.32	0	0.00	25,389.12	1
Residential	131	68,510.42	78	42,406.73	69	36,653.44	42	49,357.90	196,928.49	78
034B	310	184,845.32	218	142,963.25	188	112,199.64	110	134,577.97	574,586.18	217
Commercial	3	14,169.81	1	13,157.80	1	17,333.80	1	17,009.82	61,671.23	1
Government	2	3,206.95	2	4,171.90	2	831.25	0	0.00	8,210.10	2
Residential	305	167,468.56	215	125,633.55	185	94,034.59	109	117,568.15	504,704.85	214

page 85 of

Status	Active									
Row Labels	00-30 Days: Count	00-30 Days: Sum	31-60 Days: Count	31-60 Days: Sum	61-90 Days: Count	61-90 Days: Sum	Over 90 Days: Count	Over 90 Days: Sum	Sum of Subtotal	Deling. Count
4	1,927	1,131,335.60	1,209	625,407.66	1,007	416,308.03	620	1,020,462.08	3,193,513.37	1,194
041A	401	363,215.41	247	171,954.82	195	103,626.05	108	155,867.69	794,663.97	245
Commercial	8	15,046.24	6	14,447.10	6	9,775.03	2	16,083.79	55,352.15	6
Government	9	96,602.44	6	15,412.86	3	2,754.79	1	1,933.92	116,704.00	6
Residential	384	251,566.74	235	142,094.86	186	91,096.23	105	137,849.99	622,607.82	233
041B	267	194,590.50	162	92,007.66	130	53,853.43	72	105,059.84	445,511.43	159
Commercial	7	31,835.29	3	1,238.90	1	742.30	1	198.12	34,014.60	2
Government	5	7,465.34	2	436.80	2	1,906.58	1	208.13	10,016.85	2
Residential	255	155,289.88	157	90,331.96	127	51,204.55	70	104,653.59	401,479.98	155
042A	180	110,928.90	113	60,201.77	85	37,420.07	47	82,815.44	291,366.18	110
Commercial	7	11,022.01	2	4,014.10	2	1,740.05	2	3,040.14	19,816.30	2
Residential	173	99,906.89	111	56,187.67	83	35,680.02	45	79,775.30	271,549.88	108
042B	240	121,544.54	143	75,205.24	120	57,287.80	71	143,289.94	397,327.51	142
Commercial	3	17,370.96	2	17,802.90	2	18,005.00	2	48,683.61	101,862.47	2
Government	2	21.91	0	0.00	0	0.00	0	0.00	21.91	0
Residential	235	104,151.68	141	57,402.34	118	39,282.80	69	94,606.33	295,443.14	140
043A	294	104,760.56	203	65,760.17	178	47,785.86	126	162,570.75	380,877.34	200
Commercial	2	1,606.70	0	0.00	0	0.00	0	0.00	1,606.70	0
Residential	292	103,153.86	203	65,760.17	178	47,785.86	126	162,570.75	379,270.64	200
043B	203	91,111.51	138	65,693.80	127	45,238.43	78	202,368.08	404,411.81	138
Commercial	0	0.00	0	0.00	0	0.00	0	0.00	0.00	0
Residential	203	91,111.51	138	65,693.80	127	45,238.43	78	202,368.08	404,411.81	138
044A	199	78,357.54	122	54,457.41	105	42,349.74	75	98,904.26	274,068.95	121
Commercial	4	8,058.30	4	10,575.20	4	12,064.60	4	10,197.82	40,895.92	4
Government	1	876.05	1	89.16	0	0.00	0	0.00	965.21	1
Residential	194	69,423.19	117	43,793.05	101	30,285.14	71	88,706.45	232,207.82	116
044B	143	66,826.65	81	40,126.80	67	28,746.65	43	69,586.08	205,286.18	79
Commercial	2	436.98	0	0.00	0	0.00	0	0.00	436.98	0
Government	1	0.00	0	0.00	0	0.00	0	0.00	0.00	0
Residential	140	66,389.67	81	40,126.80	67	28,746.65	43	69,586.08	204,849.20	79
5	2,087	3,092,420.16	1,195	1,097,384.93	967	677,951.85	582	1,194,208.16	6,061,965.10	1,164
051A	190	80,111.20	119	52,983.87	107	32,210.96	64	60,166.10	225,472.12	119

page 86 of

AGING OF ACCOUNTS RECEIVABLE(December 2019)

Status	Active									
Row Labels	00-30 Days: Count	00-30 Days: Sum	31-60 Days: Count	31-60 Days: Sum	61-90 Days: Count	61-90 Days: Sum	Over 90 Days: Count	Over 90 Days: Sum	Sum of Subtotal	Delinq. Count
Residential	190	80,111.20	119	52,983.87	107	32,210.96	64	60,166.10	225,472.12	119
051B	411	937,087.94	269	221,937.82	229	109,850.94	149	289,084.56	1,557,961.25	270
Commercial	24	114,074.52	12	37,763.88	3	713.53	1	2,891.85	155,443.78	10
Government	4	527,763.90	2	1,111.60	1	977.00	1	2,542.66	532,395.16	2
Residential	383	295,249.52	255	183,062.34	225	108,160.41	147	283,650.05	870,122.31	258
052A	394	315,482.17	242	184,721.64	199	121,637.90	119	186,884.94	808,726.64	241
Commercial	25	71,198.41	10	40,568.46	7	34,955.23	3	55,567.42	202,289.52	8
Government	1	310.05	1	340.60	1	279.50	1	1,421.42	2,351.57	1
Residential	368	243,973.71	231	143,812.58	191	86,403.17	115	129,896.09	604,085.55	232
052B	432	367,027.78	223	157,157.30	184	80,525.40	101	147,339.49	752,049.97	218
Commercial	37	84,617.39	14	19,504.65	7	8,409.05	6	20,835.74	133,366.83	13
Government	2	24,228.30	2	218.40	1	120.52	0	0.00	24,567.23	2
Residential	393	258,182.09	207	137,434.25	176	71,995.82	95	126,503.75	594,115.91	203
053A	117	388,173.06	57	106,582.95	36	89,017.45	24	159,706.38	743,479.84	50
Commercial	48	341,303.30	17	79,503.04	7	65,615.09	5	139,277.17	625,698.60	12
Government	1	267.88	0	0.00	0	0.00	0	0.00	267.88	0
Residential	68	46,601.88	40	27,079.91	29	23,402.36	19	20,429.21	117,513.36	38
053B	182	414,915.25	110	188,223.42	87	122,755.91	58	226,208.93	952,103.50	107
Commercial	36	227,958.84	21	39,526.54	11	29,993.31	7	83,334.96	380,813.65	18
Government	3	62,578.10	2	72,637.00	2	41,324.75	1	67,600.64	244,140.49	2
Residential	143	124,378.31	87	76,059.88	74	51,437.85	50	75,273.32	327,149.36	87
054A	182	257,420.51	90	110,548.89	70	76,376.27	36	82,018.27	526,363.93	86
Commercial	74	180,679.86	30	67,927.04	21	36,728.58	12	58,255.90	343,591.37	27
Government	3	908.48	1	746.85	1	74.68	0	0.00	1,730.01	1
Residential	105	75,832.17	59	41,875.00	48	39,573.01	24	23,762.37	181,042.55	58
054B	179	332,202.26	85	75,229.05	55	45,577.04	31	42,799.50	495,807.85	73
Commercial	70	254,301.96	32	37,642.83	15	17,589.09	10	22,323.73	331,857.61	23
Government	4	3,660.45	2	218.40	1	218.40	1	1,026.48	5,123.73	1
Residential	105	74,239.84	51	37,367.81	39	27,769.55	20	19,449.30	158,826.50	49
6	1,295	1,592,542.11	647	605,225.17	457	389,752.49	279	694,628.03	3,282,147.80	608
061A	179	245,590.83	88	97,939.23	61	79,939.28	40	145,089.32	568,558.65	83
Commercial	61	124,766.83	30	38,950.72	17	28,820.21	11	40,896.44	233,434.19	27

page 57 of

Status	Active								Sum of	Delinq.
Row Labels	00-30 Days: Count	00-30 Days: Sum	31-60 Days: Count	31-60 Days: Sum	61-90 Days: Count	61-90 Days: Sum	Over 90 Days: Count	Over 90 Days: Sum	Subtotal	Count
Residential	118	120,824.00	58	58,988.52	44	51,119.07	29	104,192.88	335,124.46	56
061B	178	321,388.83	111	87,980.10	70	44,566.85	44	107,722.59	561,658.37	99
Commercial	119	289,681.21	73	68,839.69	39	30,804.17	25	71,367.45	460,692.52	61
Residential	59	31,707.62	38	19,140.42	31	13,762.68	19	36,355.14	100,965.86	38
062A	85	180,308.43	39	58,440.48	26	30,645.70	15	55,026.63	324,421.25	37
Commercial	34	144,241.55	14	45,891.70	7	20,771.43	4	35,169.29	246,073.96	12
Residential	51	36,066.88	25	12,548.79	19	9,874.28	11	19,857.35	78,347.30	25
062B	147	198,069.45	76	83,815.58	55	63,999.81	35	92,316.16	438,201.00	75
Commercial	22	116,608.28	16	43,301.27	10	33,719.51	7	34,786.79	228,415.84	16
Residential	125	81,461.17	60	40,514.31	45	30,280.30	28	57,529.37	209,785.16	59
063A	130	119,395.41	65	40,250.76	51	25,697.59	36	69,070.88	254,414.63	64
Commercial	11	37,299.45	6	9,372.50	5	11,635.75	4	20,612.53	78,920.23	5
Residential	119	82,095.95	59	30,878.26	46	14,061.85	32	48,458.34	175,494.40	59
063B	161	152,339.34	77	74,471.57	61	47,817.77	32	84,689.84	359,318.52	77
Commercial	14	49,232.86	9	24,292.88	5	25,867.18	4	46,494.40	145,887.32	9
Government	2	3,882.25	2	3,163.04	1	1,390.15	1	11,624.76	20,060.20	2
Residential	145	99,224.24	66	47,015.66	55	20,560.43	27	26,570.68	193,371.00	66
064A	194	199,836.09	93	98,631.98	66	57,106.36	44	82,763.89	438,338.31	86
Commercial	27	71,567.13	12	45,794.96	11	22,594.82	6	31,432.45	171,389.36	12
Government	3	48,608.70	3	18,542.21	1	1,902.01	0	0.00	69,052.92	3
Residential	164	79,660.26	78	34,294.81	54	32,609.52	38	51,331.44	197,896.03	71
064B	221	175,613.73	98	63,695.47	67	39,979.13	33	57,948.73	337,237.06	87
Commercial	13	25,912.08	8	14,595.01	4	7,308.95	3	6,544.93	54,360.96	7
Residential	208	149,701.65	90	49,100.46	63	32,670.18	30	51,403.80	282,876.09	80
7	3,450	2,958,307.37	1,623	946,825.03	1,118	569,098.01	610	1,192,981.17	5,667,211.58	1,479
071A	251	273,553.88	105	54,336.89	60	33,893.61	35	181,302.78	543,087.16	82
Commercial	22	131,874.68	13	19,731.18	4	13,173.90	4	25,382.93	190,162.70	11
Residential	229	141,679.20	92	34,605.71	56	20,719.71	31	155,919.85	352,924.47	71
071B	301	260,947.62	131	83,102.01	87	56,000.67	51	78,989.86	479,040.16	116
Commercial	24	50,956.43	12	9,110.08	5	10,856.60	5	17,885.29	88,808.40	8
Government	1	17,992.65	0	0.00	0	0.00	0	0.00	17,992.65	0
Residential	276	191,998.54	119	73,991.93	82	45,144.07	46	61,104.57	372,239.11	108

page 8 of

AGING OF ACCOUNTS RECEIVABLE(December 2019)

Status	Active									
	00-30 Days: Count	00-30 Days: Sum	31-60 Days: Count	31-60 Days: Sum	61-90 Days: Count	61-90 Days: Sum	Over 90 Days: Count	Over 90 Days: Sum	Sum of Subtotal	Delinq. Count
072A	343	427,471.37	145	128,637.67	102	76,488.41	54	106,745.72	739,343.18	130
Commercial	37	173,391.01	17	62,005.81	11	34,068.23	6	19,803.30	289,268.35	14
Government	0	0.00	0	0.00	0	0.00	0	0.00	0.00	0
Residential	306	254,080.36	128	66,631.86	91	42,420.19	48	86,942.41	450,074.83	116
072B	196	169,745.30	95	52,250.93	73	36,314.68	42	137,628.49	395,939.40	91
Commercial	13	54,784.56	11	15,016.65	5	10,790.91	3	34,056.77	114,648.89	9
Residential	183	114,960.74	84	37,234.28	68	25,523.77	39	103,571.72	281,290.51	82
073A	217	212,458.69	102	56,018.53	57	49,688.76	28	64,223.72	382,389.71	78
Commercial	25	96,733.54	15	23,744.80	13	21,440.77	6	10,472.46	152,391.58	13
Government	0	0.00	0	0.00	0	0.00	0	0.00	0.00	0
Residential	192	115,725.15	87	32,273.73	44	28,247.98	22	53,751.26	229,998.13	65
073B	560	445,362.94	305	168,043.43	217	96,779.21	115	206,965.11	917,150.69	292
Commercial	55	129,595.19	29	20,027.03	11	5,196.30	5	63,789.75	218,608.26	24
Residential	505	315,767.75	276	148,016.39	206	91,582.91	110	143,175.36	698,542.43	268
074A	337	240,622.26	158	79,538.46	96	58,413.39	53	80,656.74	459,230.85	144
Commercial	28	33,873.54	8	3,276.25	3	1,171.01	3	9,828.96	48,149.75	7
Government	2	13,394.53	1	10,898.90	1	11,078.90	1	3,107.67	38,480.00	1
Residential	307	193,354.19	149	65,363.31	92	46,163.48	49	67,720.12	372,601.10	136
074B	1,245	928,145.31	582	324,897.11	426	161,519.27	232	336,468.74	1,751,030.44	546
Commercial	50	203,974.20	23	50,820.90	9	18,616.16	5	31,728.59	305,139.86	18
Government	3	1,511.35	2	497.90	2	528.45	2	173.81	2,711.51	2
Residential	1,192	722,659.76	557	273,578.31	415	142,374.66	225	304,566.34	1,443,179.07	526
8	1,883	2,228,668.15	916	615,769.74	606	398,975.86	330	505,092.74	3,748,506.48	818
081A	422	298,491.43	205	134,490.34	156	77,112.24	89	129,245.36	639,339.37	199
Commercial	11	40,824.26	7	17,881.51	5	7,945.97	4	6,514.69	73,166.43	6
Government	0	0.00	0	0.00	0	0.00	0	0.00	0.00	0
Residential	411	257,667.17	198	116,608.83	151	69,166.28	85	122,730.66	566,172.93	193
081B	578	344,953.08	273	124,497.31	195	72,471.08	103	78,799.93	620,721.40	261
Commercial	13	46,314.89	6	8,829.44	4	4,346.86	2	10,662.34	70,153.52	6
Government	2	2,909.30	2	2,729.30	2	1,649.30	2	524.83	7,812.73	2
Residential	563	295,728.89	265	112,938.57	189	66,474.92	99	67,612.76	542,755.15	253
082A	165	185,057.42	82	66,759.21	52	41,770.61	32	58,122.48	351,709.72	72

page 8 of

Status	Active		31-60 Days:		61-90 Days:		Over 90 Days:		Sum of Subtotal	Delinq. Count
	00-30 Days: Count	00-30 Days: Sum	Count	Sum	Count	Sum	Count	Sum		
Row Labels	Count	Sum	Count	Sum	Count	Sum	Count	Sum	Sum of Subtotal	Delinq. Count
Commercial	53	108,487.56	21	27,530.50	8	17,173.08	6	31,012.55	184,203.69	15
Government	1	218.40	1	68.49	0	0.00	0	0.00	286.89	1
Residential	111	76,351.47	60	39,160.22	44	24,597.53	26	27,109.92	167,219.14	56
082B	60	100,924.03	24	30,931.27	8	26,220.93	6	53,741.02	211,817.24	18
Commercial	57	100,269.00	23	30,931.27	8	26,220.93	6	53,741.02	211,162.21	18
Residential	3	655.03	1	0.00	0	0.00	0	0.00	655.03	0
083A	190	597,199.60	92	52,436.30	38	30,984.21	18	17,041.30	697,661.41	67
Commercial	110	509,787.52	48	20,194.70	10	8,653.20	4	1,286.07	539,921.50	26
Residential	80	87,412.07	44	32,241.60	28	22,331.01	14	15,755.23	157,739.91	41
083B	153	282,935.70	74	89,522.93	49	76,059.17	30	95,009.53	543,527.32	67
Commercial	28	157,992.58	9	33,157.19	4	34,608.05	3	59,029.99	284,787.81	6
Government	1	218.40	1	0.00	0	0.00	0	0.00	218.40	1
Residential	124	124,724.71	64	56,365.73	45	41,451.12	27	35,979.54	258,521.10	60
084A	169	230,382.76	78	37,612.51	38	26,693.03	16	16,614.90	311,303.19	51
Commercial	107	187,542.74	51	26,065.20	19	19,178.24	9	11,606.59	244,392.77	30
Residential	62	42,840.02	27	11,547.31	19	7,514.79	7	5,008.31	66,910.43	21
084B	146	188,724.14	88	79,519.88	70	47,664.58	36	56,518.23	372,426.83	83
Commercial	10	60,309.21	5	10,163.46	2	3,773.59	1	7,887.20	82,133.46	3
Government	2	436.80	2	244.61	1	21.84	0	0.00	703.25	2
Residential	134	127,978.13	81	69,111.81	67	43,869.15	35	48,631.03	289,590.12	78
9	1,728	1,827,158.80	884	588,037.65	617	424,503.14	367	862,761.29	3,702,460.87	813
091A	136	359,379.38	60	31,445.29	24	14,407.54	11	24,368.91	429,601.13	45
Commercial	111	314,636.73	52	29,660.30	22	14,232.91	11	24,368.91	382,898.85	40
Government	2	16,378.59	0	0.00	0	0.00	0	0.00	16,378.59	0
Residential	23	28,364.06	8	1,784.99	2	174.63	0	0.00	30,323.68	5
091B	141	250,774.87	60	26,206.10	27	10,804.68	16	49,689.43	337,475.08	48
Commercial	75	205,979.13	33	12,521.56	11	6,147.75	8	30,284.82	254,933.26	22
Government	1	3,230.90	1	0.01	0	0.00	0	0.00	3,230.91	1
Residential	65	41,564.84	26	13,684.53	16	4,656.93	8	19,404.61	79,310.91	25
092A	312	194,821.71	165	104,276.98	126	66,951.04	80	155,529.84	521,579.57	163
Commercial	5	17,513.60	3	8,963.60	2	11,232.97	1	648.58	38,358.74	3
Government	3	2,091.22	1	21.84	0	0.00	0	0.00	2,113.06	1

page 90 of

Status	Active						Over 90 Days: Count	Over 90 Days: Sum	Sum of Subtotal	Delinq. Count
	00-30 Days: Count	00-30 Days: Sum	31-60 Days: Count	31-60 Days: Sum	61-90 Days: Count	61-90 Days: Sum				
Row Labels	Count	Sum	Count	Sum	Count	Sum	Count	Sum	Subtotal	Delinq. Count
Residential	304	175,216.89	161	95,291.54	124	55,718.07	79	154,881.26	481,107.77	159
092B	162	172,210.14	71	59,200.91	43	37,514.37	23	91,164.62	360,090.04	64
Commercial	40	95,964.86	17	29,766.75	9	17,764.69	6	74,111.65	217,607.95	16
Residential	122	76,245.28	54	29,434.16	34	19,749.68	17	17,052.97	142,482.09	48
093A	162	123,418.86	87	73,071.90	66	63,152.25	42	85,719.48	345,362.50	82
Commercial	18	30,474.51	12	22,603.76	8	24,911.80	7	35,596.07	113,586.13	11
Residential	144	92,944.35	75	50,468.15	58	38,240.45	35	50,123.42	231,776.37	71
093B	250	335,879.98	139	118,593.49	106	102,333.03	62	173,090.12	729,896.61	129
Commercial	27	149,696.97	11	17,888.31	6	22,040.80	6	48,238.34	237,864.42	9
Government	1	683.15	1	0.00	0	0.00	0	0.00	683.15	1
Residential	222	185,499.86	127	100,705.17	100	80,292.23	56	124,851.77	491,349.04	119
094A	271	194,793.12	152	92,380.21	117	76,047.31	73	183,112.45	546,333.10	142
Commercial	9	12,648.33	5	873.61	2	480.47	1	567.69	14,570.10	4
Residential	262	182,144.79	147	91,506.61	115	75,566.84	72	182,544.76	531,763.00	138
094B	294	195,880.73	150	82,862.75	108	53,292.91	60	100,086.44	432,122.83	140
Commercial	4	6,875.36	3	4,239.40	3	3,956.59	1	723.56	15,794.90	3
Government	2	10,133.80	2	7,034.96	1	755.99	0	0.00	17,924.76	2
Residential	227	135,356.67	123	63,499.56	91	41,657.77	54	85,387.67	325,901.66	116
Special Rate - Comn	5	10,027.30	2	2,190.50	2	4,037.40	2	8,779.84	25,035.04	2
Special Rate - Resid	56	33,487.61	20	5,898.34	11	2,885.15	3	5,195.37	47,466.47	17
10	2,480	3,642,121.10	1,275	817,632.37	934	506,310.00	470	905,931.73	5,871,995.21	1,183
101A	155	157,883.30	76	43,145.55	52	26,996.79	28	75,470.03	303,495.66	67
Commercial	7	33,404.40	5	7,195.11	3	3,529.53	1	259.73	44,388.76	5
Government	4	8,518.60	3	0.00	0	0.00	0	0.00	8,518.60	1
Residential	144	115,960.30	68	35,950.44	49	23,467.26	27	75,210.30	250,588.30	61
101B	569	252,210.73	337	112,337.40	274	71,973.10	140	91,892.88	528,414.10	322
Commercial	5	11,906.69	2	436.80	0	0.00	1	43.15	12,386.64	1
Government	3	2,047.70	1	909.70	1	810.55	1	940.68	4,708.63	1
Residential	561	238,256.34	334	110,990.90	273	71,162.55	138	90,909.04	511,318.82	320
102A	161	116,122.69	66	32,073.21	46	15,139.19	25	26,413.37	189,748.46	55
Commercial	11	24,486.86	8	6,370.36	2	598.16	0	0.00	31,455.38	4
Residential	150	91,635.83	58	25,702.86	44	14,541.03	25	26,413.37	158,293.09	51

page 91 of _____

Status	Active									
	00-30 Days: Count	00-30 Days: Sum	31-60 Days: Count	31-60 Days: Sum	61-90 Days: Count	61-90 Days: Sum	Over 90 Days: Count	Over 90 Days: Sum	Sum of Subtotal	Delinq. Count
102B	434	271,479.79	207	107,396.83	160	67,968.38	77	102,254.14	549,099.14	190
Commercial	6	8,633.32	3	2,297.10	2	3,706.10	2	11,600.78	26,237.31	3
Government	1	218.40	1	0.00	0	0.00	0	0.00	218.40	0
Residential	286	202,731.73	134	67,347.57	97	43,838.37	52	76,532.99	390,450.66	121
Special Rate - Comn	1	1,195.50	1	1,330.90	1	132.79	0	0.00	2,659.19	1
Special Rate - Resid	140	58,700.84	68	36,421.26	60	20,291.12	23	14,120.37	129,533.58	65
103A	304	234,600.02	139	61,804.15	92	39,608.57	36	92,160.13	428,172.86	130
Commercial	36	77,963.82	16	8,496.72	9	5,286.30	4	21,221.95	112,968.80	15
Residential	268	156,636.19	123	53,307.43	83	34,322.27	32	70,938.18	315,204.07	115
103B	567	600,653.77	299	213,721.32	209	157,101.95	115	301,315.49	1,272,792.53	281
Commercial	67	270,659.05	40	59,905.03	23	59,439.78	13	136,432.69	526,436.55	33
Residential	500	329,994.72	259	153,816.29	186	97,662.17	102	164,882.80	746,355.98	248
104A	182	1,838,333.14	97	135,832.26	59	69,656.11	30	158,309.92	2,202,131.44	88
Commercial	49	1,728,204.26	27	93,546.83	10	32,935.87	4	98,470.30	1,953,157.27	23
Government	1	619.45	1	71.49	0	0.00	0	0.00	690.94	1
Residential	132	109,509.43	69	42,213.93	49	36,720.24	26	59,839.62	248,283.22	64
104B	108	170,837.68	54	111,321.65	42	57,865.92	19	58,115.78	398,141.03	50
Commercial	6	11,283.40	6	6,591.10	5	6,624.12	4	17,551.14	42,049.76	5
Government	2	76,959.40	2	71,659.05	2	34,841.94	0	0.00	183,460.39	2
Residential	100	82,594.88	46	33,071.50	35	16,399.86	15	40,564.64	172,630.88	43
11	2,213	2,533,821.82	1,135	793,243.45	863	550,718.30	517	1,004,648.26	4,882,431.83	1,047
111A	237	269,824.70	132	113,630.63	96	98,911.70	56	161,901.40	644,268.43	115
Commercial	40	69,952.39	18	9,907.02	6	7,812.76	1	2,803.82	90,475.99	11
Government	2	43,995.85	1	40,392.50	1	49,032.50	1	76,392.50	209,813.35	1
Residential	195	155,876.46	113	63,331.11	89	42,066.44	54	82,705.08	343,979.09	103
111B	334	319,512.35	189	133,353.36	155	98,525.19	98	186,938.57	738,329.48	182
Commercial	25	86,016.62	13	13,162.09	8	10,976.09	6	15,092.46	125,247.27	12
Government	1	0.00	0	0.00	0	0.00	0	0.00	0.00	0
Residential	308	233,495.73	176	120,191.27	147	87,549.11	92	171,846.11	613,082.21	170
112A	409	263,056.90	211	102,985.12	159	68,331.88	98	161,655.34	596,029.24	199
Commercial	9	33,059.46	3	8,651.50	1	0.01	1	821.47	42,532.44	2
Government	1	2,438.90	1	3,482.90	1	3,086.90	1	235.84	9,244.54	1

page 92 of _____

Status	Active									
Row Labels	00-30 Days: Count	00-30 Days: Sum	31-60 Days: Count	31-60 Days: Sum	61-90 Days: Count	61-90 Days: Sum	Over 90 Days: Count	Over 90 Days: Sum	Sum of Subtotal	Delinq. Count
Residential	399	227,558.54	207	90,850.72	157	65,244.97	96	160,598.02	544,252.26	196
112B	193	138,466.17	114	56,051.08	99	45,164.09	63	84,878.54	324,559.87	112
Commercial	1	14,165.66	0	0.00	0	0.00	0	0.00	14,165.66	0
Government	1	218.40	1	218.40	1	218.40	1	7.43	662.63	1
Residential	191	124,082.10	113	55,832.68	98	44,945.69	62	84,871.11	309,731.58	111
113A	324	745,866.23	165	99,312.46	121	86,621.45	78	213,439.65	1,145,239.79	152
Commercial	40	561,513.13	23	15,575.22	7	27,098.38	5	88,052.61	692,239.35	12
Residential	284	184,353.10	142	83,737.24	114	59,523.07	73	125,387.03	453,000.44	140
113B	329	372,527.58	139	95,695.46	82	38,853.82	41	60,532.80	567,609.65	114
Commercial	19	70,571.43	7	5,945.93	2	571.92	0	0.00	77,089.28	4
Residential	310	301,956.14	132	89,749.53	80	38,281.90	41	60,532.80	490,520.37	110
114A	182	203,029.04	81	79,233.85	60	51,321.65	34	82,155.80	415,740.33	73
Commercial	26	75,523.79	15	28,711.58	9	21,071.97	7	20,928.34	146,235.69	13
Residential	156	127,505.25	66	50,522.26	51	30,249.67	27	61,227.46	269,504.65	60
114B	205	221,538.86	104	112,981.48	91	62,988.53	49	53,146.16	450,655.04	100
Commercial	16	59,237.00	7	34,828.60	7	5,720.84	1	612.91	100,399.36	7
Residential	189	162,301.85	97	78,152.88	84	57,267.70	48	52,533.25	350,255.69	93
12	3,233	2,960,087.98	1,839	1,403,302.31	1,557	941,390.32	887	1,740,338.78	7,045,119.39	1,783
121A	770	925,051.23	457	408,690.67	384	263,243.53	222	502,597.58	2,099,583.01	442
Commercial	119	400,130.74	64	93,306.03	48	69,217.71	25	99,868.79	662,523.26	54
Government	1	218.40	1	218.40	1	218.40	1	21.84	677.04	1
Residential	650	524,702.10	392	315,166.24	335	193,807.42	196	402,706.95	1,436,382.71	387
121B	786	473,582.25	459	272,793.24	389	174,484.96	231	309,840.29	1,230,700.74	451
Commercial	16	65,132.75	7	21,135.60	7	15,788.01	5	45,907.58	147,963.94	7
Government	1	746.85	0	0.00	0	0.00	0	0.00	746.85	0
Residential	769	407,702.65	452	251,657.64	382	158,696.95	226	263,932.72	1,081,989.95	444
122A	208	189,237.39	104	83,715.46	87	35,860.71	37	51,234.48	360,048.05	103
Commercial	9	45,208.25	5	19,107.44	2	3,487.37	1	202.13	68,005.20	4
Government	1	218.40	1	218.40	1	125.50	0	0.00	562.30	1
Residential	198	143,810.74	98	64,389.62	84	32,247.84	36	51,032.35	291,480.55	98
122B	473	259,981.83	255	156,958.82	230	111,116.27	125	174,131.86	702,188.78	250
Commercial	4	7,380.80	4	8,550.60	4	4,689.36	3	5,952.25	26,573.01	4

page 93 of

ANNEX Q

Status	Active									
Row Labels	00-30 Days: Count	00-30 Days: Sum	31-60 Days: Count	31-60 Days: Sum	61-90 Days: Count	61-90 Days: Sum	Over 90 Days: Count	Over 90 Days: Sum	Sum of Subtotal	Delinq. Count
Residential	469	252,601.03	251	148,408.22	226	106,426.91	122	168,179.61	675,615.77	246
123A	194	405,870.95	111	125,718.18	79	65,418.80	34	102,512.30	699,520.23	102
Commercial	72	296,186.76	34	61,413.94	15	35,124.29	7	66,589.08	459,314.07	27
Residential	122	109,684.19	77	64,304.24	64	30,294.51	27	35,923.22	240,206.17	75
123B	315	201,810.09	183	118,775.59	167	98,272.71	99	186,070.03	604,928.42	183
Commercial	8	25,257.36	4	17,608.60	4	20,328.00	4	19,682.10	82,876.07	4
Government	3	1,609.50	3	1,759.70	3	1,903.70	3	5,242.86	10,515.76	3
Residential	304	174,943.23	176	99,407.29	160	76,041.01	92	161,145.07	511,536.60	176
124A	275	293,277.14	163	126,078.29	137	96,379.92	87	235,131.25	750,866.60	154
Commercial	35	122,304.70	19	15,074.11	10	12,295.63	6	13,598.19	163,272.63	14
Government	1	1,574.90	1	1,682.90	1	2,258.90	1	541.95	6,058.65	1
Residential	239	169,397.54	143	109,321.28	126	81,825.40	80	220,991.10	581,535.32	139
124B	212	211,277.09	107	110,572.05	84	96,613.42	52	178,821.00	597,283.56	98
Commercial	36	68,065.92	18	34,451.92	9	33,380.42	5	83,116.77	219,015.02	12
Government	1	16,370.90	1	19,214.90	1	20,438.90	1	1,921.49	57,946.19	1
Residential	175	126,840.27	88	56,905.24	74	42,794.10	46	93,782.73	320,322.35	85
13	5,484	4,897,424.69	2,958	1,846,557.56	2,346	1,281,837.02	1,328	2,498,166.52	10,523,985.79	2,816
131A	664	636,757.33	335	282,632.38	237	206,217.94	120	328,120.79	1,453,728.44	308
Commercial	40	148,472.30	19	103,548.67	11	82,950.29	4	119,534.40	454,505.67	16
Government	2	5,621.75	1	0.00	0	0.00	0	0.00	5,621.75	1
Residential	622	482,663.29	315	179,083.70	226	123,267.65	116	208,586.39	993,601.03	291
131B	348	420,145.48	189	106,702.00	137	80,927.69	78	192,965.18	800,740.34	172
Commercial	57	224,678.82	24	16,037.03	7	6,058.81	3	5,872.74	252,647.40	14
Government	3	8,935.15	2	8,117.80	2	11,285.80	2	107,274.70	135,613.45	2
Residential	288	186,531.51	163	82,547.16	128	63,583.08	73	79,817.74	412,479.49	156
132A	292	166,939.62	167	90,916.35	141	70,919.14	90	130,183.39	458,958.50	159
Commercial	2	12,343.42	0	0.00	0	0.00	0	0.00	12,343.42	0
Residential	290	154,596.20	167	90,916.35	141	70,919.14	90	130,183.39	446,615.08	159
132B	497	329,165.71	280	166,812.94	233	126,879.86	141	202,067.90	824,926.41	268
Commercial	12	37,494.79	9	16,406.70	7	14,061.31	3	11,103.36	79,066.17	8
Residential	485	291,670.92	271	150,406.24	226	112,818.56	138	190,964.54	745,860.25	260
133A	666	499,070.59	317	166,521.30	230	110,398.84	118	184,458.45	960,449.17	286

page 94 of _____

AGING OF ACCOUNTS RECEIVABLE(December 2019)

Status	Active						Over 90 Days: Count	Over 90 Days: Sum	Sum of Subtotal	Delinq. Count
	00-30 Days: Count	00-30 Days: Sum	31-60 Days: Count	31-60 Days: Sum	61-90 Days: Count	61-90 Days: Sum				
Row Labels	Count	Sum	Count	Sum	Count	Sum	Count	Sum	Subtotal	Count
Commercial	47	75,876.58	19	6,593.31	6	1,891.04	3	15,547.74	99,908.67	10
Government	3	7,521.60	3	5,586.70	2	6,018.70	2	1,160.49	20,287.50	3
Residential	616	415,672.40	295	154,341.28	222	102,489.10	113	167,750.21	840,253.00	273
133B	2,897	2,741,715.10	1,564	966,100.65	1,309	645,329.45	739	1,347,409.89	5,700,555.08	1,516
Commercial	184	1,004,774.20	83	104,054.89	42	51,925.23	22	139,863.65	1,300,617.98	65
Government	7	44,189.80	6	56,193.95	5	28,463.53	2	56,080.66	184,927.94	6
Residential	2,706	1,692,751.10	1,475	805,851.81	1,262	564,940.68	715	1,151,465.57	4,215,009.16	1,445
134A	82	83,015.60	72	50,806.40	39	31,363.41	28	75,030.71	240,216.11	73
Commercial	13	15,446.63	11	11,366.08	5	2,522.48	2	4,422.23	33,757.40	11
Residential	69	67,568.97	61	39,440.32	34	28,840.93	26	70,608.48	206,458.71	62
134B	38	20,615.26	34	16,065.55	20	9,800.70	14	37,930.22	84,411.72	34
Residential	38	20,615.26	34	16,065.55	20	9,800.70	14	37,930.22	84,411.72	34
14	5,904	3,813,273.86	4,043	2,378,819.36	2,580	1,381,645.68	1,677	3,640,448.02	11,214,186.92	4,052
141A	199	98,592.05	178	77,025.23	101	40,700.20	53	84,831.34	301,148.81	180
Commercial	1	436.80	1	436.80	0	0.00	1	87.36	960.96	1
Residential	198	98,155.25	177	76,588.43	101	40,700.20	52	84,743.98	300,187.85	179
141B	550	326,989.63	413	213,563.75	242	121,271.98	157	329,220.27	991,045.62	413
Commercial	18	18,900.34	8	5,229.79	4	1,549.60	4	1,588.28	27,268.01	8
Residential	532	308,089.29	405	208,333.96	238	119,722.37	153	327,631.99	963,777.61	405
142A	60	33,067.61	50	28,194.96	35	17,812.16	22	79,467.69	158,542.41	50
Commercial	5	1,738.10	3	1,038.91	2	995.80	2	17,957.87	21,730.68	3
Residential	55	31,329.51	47	27,156.05	33	16,816.36	20	61,509.81	136,811.73	47
142B	3,314	2,062,213.62	2,257	1,246,937.83	1,348	709,409.05	923	1,878,711.79	5,897,272.29	2,262
Commercial	41	74,664.42	26	22,511.87	10	9,754.86	8	66,167.19	173,098.34	26
Government	9	43,089.15	6	15,134.46	2	7,720.30	2	54,789.93	120,733.83	6
Residential	3,264	1,944,460.04	2,225	1,209,291.50	1,336	691,933.89	913	1,757,754.68	5,603,440.11	2,230
143A	84	174,897.49	70	84,354.68	38	38,438.27	26	119,132.81	416,823.24	70
Commercial	21	23,776.52	14	20,740.15	8	19,639.15	7	76,112.65	140,268.46	14
Government	1	108,835.70	1	30,378.10	0	0.00	0	0.00	139,213.80	1
Residential	62	42,285.28	55	33,236.43	30	18,799.12	19	43,020.16	137,340.99	55
143B	360	309,876.64	271	196,908.84	163	109,610.50	101	216,369.68	832,765.66	272
Commercial	7	42,959.80	7	32,334.96	3	13,744.76	1	34,922.67	123,962.19	7

page 95 of

ANNEX Q

Status	Active		Active		Active		Active		Active		Active	
Row Labels	00-30 Days: Count	00-30 Days: Sum	31-60 Days: Count	31-60 Days: Sum	61-90 Days: Count	61-90 Days: Sum	Over 90 Days: Count	Over 90 Days: Sum	Sum of Subtotal	Delinq. Count		
Residential	353	266,916.84	264	164,573.88	160	95,865.74	100	181,447.01	708,803.47	265		
144A	320	225,862.39	194	156,542.87	162	94,649.32	107	291,508.56	768,563.13	196		
Commercial	7	10,327.65	4	7,872.50	3	6,327.40	3	50,569.39	75,096.93	4		
Government	1	7,082.90	1	896.14	0	0.00	0	0.00	7,979.04	1		
Residential	312	208,451.85	189	147,774.23	159	88,321.92	104	240,939.17	685,487.16	191		
144B	1,017	581,774.43	610	375,291.21	491	249,754.21	288	641,205.90	1,848,025.74	609		
Commercial	5	29,236.82	3	18,507.40	3	16,144.43	2	16,776.42	80,665.07	4		
Government	0	0.00	0	0.00	0	0.00	0	0.00	0.00	0		
Residential	1,012	552,537.61	607	356,783.81	488	233,609.78	286	624,429.48	1,767,360.68	605		
15	4,394	3,601,810.36	2,432	1,690,655.11	1,950	1,280,030.54	1,312	3,530,255.70	10,102,751.71	2,357		
151A	221	167,558.45	129	115,508.14	103	100,255.25	67	129,720.72	513,042.56	128		
Commercial	26	37,294.98	10	25,288.82	7	28,126.10	5	15,394.33	106,104.22	10		
Residential	195	130,263.47	119	90,219.32	96	72,129.14	62	114,326.40	406,938.34	118		
151B	3,251	2,344,965.06	1,835	1,157,791.33	1,494	860,735.57	1,032	2,638,199.34	7,001,691.29	1,792		
Commercial	101	324,083.96	48	101,113.64	30	74,616.77	17	203,634.76	703,449.14	39		
Government	13	57,307.90	3	10,363.58	1	348.28	0	0.00	68,019.77	3		
Residential	3,137	1,963,573.19	1,784	1,046,314.11	1,463	785,770.51	1,015	2,434,564.58	6,230,222.39	1,750		
152A	62	56,813.47	38	43,589.59	28	29,314.44	14	117,143.10	246,860.59	37		
Commercial	11	25,826.24	7	25,403.42	6	22,010.92	3	74,092.49	147,333.06	7		
Government	0	0.00	0	0.00	0	0.00	0	0.00	0.00	0		
Residential	51	30,987.23	31	18,186.17	22	7,303.52	11	43,050.61	99,527.53	30		
152B	96	96,785.39	58	48,841.79	48	45,799.81	37	228,629.37	420,056.36	56		
Commercial	10	24,516.26	5	9,465.60	4	9,999.60	4	106,456.10	150,437.56	5		
Government	1	279.50	1	462.80	1	432.25	1	1,045.46	2,220.01	1		
Residential	85	71,989.63	52	38,913.39	43	35,367.96	32	121,127.81	267,398.79	50		
153A	73	46,138.46	41	29,453.41	36	18,752.84	22	21,871.57	116,216.29	40		
Commercial	12	8,405.39	5	3,192.89	3	2,110.33	2	389.65	14,098.25	4		
Residential	61	37,733.08	36	26,260.53	33	16,642.51	20	21,481.92	102,118.04	36		
153B	178	217,454.86	105	100,310.53	72	77,377.43	45	127,196.32	522,339.14	94		
Commercial	23	56,707.30	14	26,786.95	4	23,385.78	3	37,412.40	144,292.43	8		
Residential	155	160,747.56	91	73,523.58	68	53,991.64	42	89,783.93	378,046.71	86		
154A	150	247,870.47	59	55,212.45	34	37,111.07	15	88,596.58	428,790.57	49		

page 96 of

Status	Active									
Row Labels	00-30 Days: Count	00-30 Days: Sum	31-60 Days: Count	31-60 Days: Sum	61-90 Days: Count	61-90 Days: Sum	Over 90 Days: Count	Over 90 Days: Sum	Sum of Subtotal	Delinq. Count
Commercial	93	190,003.48	36	40,723.62	19	26,663.59	8	80,797.45	338,188.14	29
Residential	57	57,866.99	23	14,488.83	15	10,447.48	7	7,799.13	90,602.43	20
154B	363	424,224.19	167	139,947.88	135	110,684.14	80	178,898.69	853,754.90	161
Commercial	28	81,404.25	12	16,739.81	9	14,780.65	4	6,331.17	119,255.87	10
Government	1	33,470.90	0	0.00	0	0.00	0	0.00	33,470.90	0
Residential	334	309,349.04	155	123,208.07	126	95,903.49	76	172,567.52	701,028.13	151
16	1,701	2,407,184.75	725	515,448.95	464	357,199.23	274	909,173.35	4,189,006.28	626
161A	95	88,175.99	53	44,932.12	42	27,436.15	23	180,002.72	340,546.99	51
Commercial	21	35,714.37	10	19,169.66	8	16,486.99	6	140,018.83	211,389.84	9
Residential	74	52,461.63	43	25,762.47	34	10,949.16	17	39,983.89	129,157.15	42
161B	185	260,199.50	80	73,453.51	48	52,800.23	27	110,408.89	496,862.13	68
Commercial	65	151,503.94	30	40,124.94	17	32,224.22	12	87,107.29	310,960.40	21
Government	3	7,941.15	2	1,962.48	0	0.00	0	0.00	9,903.63	2
Residential	117	100,754.40	48	31,366.09	31	20,576.01	15	23,301.59	175,998.10	45
162A	179	189,663.46	76	47,284.30	53	37,603.38	36	88,769.76	363,320.89	66
Commercial	25	64,253.22	14	11,890.50	7	11,928.51	5	17,294.39	105,366.63	8
Government	2	9,286.60	0	0.00	0	0.00	0	0.00	9,286.60	0
Residential	152	116,123.64	62	35,393.80	46	25,674.87	31	71,475.37	248,667.67	58
162B	140	217,458.70	46	41,230.68	26	25,267.57	20	67,927.12	351,884.07	39
Commercial	31	130,937.15	15	20,253.72	7	11,062.86	5	25,233.71	187,487.44	11
Residential	109	86,521.54	31	20,976.97	19	14,204.71	15	42,693.40	164,396.63	28
163A	369	498,628.40	155	83,937.53	111	45,899.61	54	89,987.69	718,453.23	141
Commercial	50	303,158.19	18	13,358.81	8	9,439.92	4	5,987.36	331,944.29	13
Residential	319	195,470.21	137	70,578.71	103	36,459.69	50	84,000.33	386,508.94	128
163B	346	661,771.83	157	90,379.69	78	59,727.55	50	112,166.38	924,045.45	122
Commercial	102	479,977.24	57	43,439.06	16	30,747.68	14	55,169.30	609,333.29	39
Government	2	528.45	1	432.25	1	1,430.90	1	3,081.40	5,473.00	1
Residential	242	181,266.14	99	46,508.38	61	27,548.97	35	53,915.67	309,239.16	82
164A	210	323,072.19	92	80,703.35	59	62,513.85	36	177,803.73	644,093.12	80
Commercial	48	159,863.05	22	30,529.13	13	23,760.62	8	82,875.41	297,028.22	17
Government	4	6,570.15	1	0.00	0	0.00	0	0.00	6,570.16	1
Residential	158	156,638.98	69	50,174.21	46	38,753.23	28	94,928.32	340,494.75	62

page 97 of _____

ANNEX Q

Status	Active								Sum of Subtotal	Deling. Count
	00-30 Days: Count	00-30 Days: Sum	31-60 Days: Count	31-60 Days: Sum	61-90 Days: Count	61-90 Days: Sum	Over 90 Days: Count	Over 90 Days: Sum		
Row Labels	Count	Sum	Count	Sum	Count	Sum	Count	Sum	Subtotal	Count
164B	177	168,214.69	66	53,527.77	47	45,950.87	28	82,107.07	349,800.40	59
Commercial	29	61,839.23	9	22,060.18	4	21,841.12	3	29,936.91	135,677.44	6
Residential	148	106,375.46	57	31,467.59	43	24,109.75	25	52,170.16	214,122.96	53
17	3,686	2,777,758.65	1,865	1,140,011.55	1,464	760,499.05	927	1,900,641.66	6,578,910.91	1,749
171A	538	525,347.53	251	208,154.12	185	131,012.49	108	154,986.53	1,019,500.67	223
Commercial	56	202,982.21	29	69,129.03	13	43,629.50	8	24,695.76	340,436.50	20
Residential	482	322,365.32	222	139,025.09	172	87,382.99	100	130,290.77	679,064.18	203
171B	302	194,789.14	154	97,082.71	107	48,026.36	54	96,324.74	436,222.95	137
Commercial	11	22,026.67	8	15,495.67	6	3,969.39	4	33,257.99	74,749.73	7
Residential	291	172,762.47	146	81,587.04	101	44,056.97	50	63,066.75	361,473.22	130
172A	339	238,979.82	188	121,737.79	166	73,818.04	109	118,802.23	553,337.89	184
Commercial	7	40,421.10	4	6,716.59	1	1,953.64	0	0.00	49,091.33	4
Government	1	218.40	1	218.40	1	218.40	1	44.43	699.63	1
Residential	331	198,340.33	183	114,802.80	164	71,646.00	108	118,757.80	503,546.93	179
172B	747	426,368.05	390	199,661.35	322	138,934.46	220	397,463.03	1,162,426.89	376
Commercial	11	39,596.64	5	4,785.74	2	701.16	1	654.42	45,737.96	5
Government	2	436.80	2	43.68	0	0.00	0	0.00	480.48	2
Residential	734	386,334.61	383	194,831.94	320	138,233.30	219	396,808.61	1,116,208.45	369
173A	473	356,747.57	218	142,670.74	167	101,577.29	106	309,843.74	910,839.34	208
Commercial	13	47,369.49	8	25,434.04	6	14,728.96	4	54,299.33	141,831.82	8
Government	4	12,200.55	4	1,038.82	0	0.00	0	0.00	13,239.37	4
Residential	456	297,177.53	206	116,197.87	161	86,848.33	102	255,544.41	755,768.15	196
173B	450	350,547.90	250	135,661.71	203	96,041.38	136	245,387.84	827,638.83	236
Commercial	17	105,524.09	5	6,404.18	2	639.38	0	0.00	112,567.66	4
Government	1	9.26	0	0.00	0	0.00	0	0.00	9.26	0
Residential	432	245,014.54	245	129,257.52	201	95,402.00	136	245,387.84	715,061.91	232
174A	333	268,798.97	151	84,844.96	105	60,191.86	69	310,224.12	724,059.92	139
Commercial	46	113,330.18	23	20,704.72	11	17,927.32	10	81,020.02	232,982.24	20
Residential	287	155,468.79	128	64,140.24	94	42,264.54	59	229,204.10	491,077.67	119
174B	504	416,179.66	263	150,198.17	209	110,897.16	125	267,609.43	944,884.42	246
Commercial	16	74,539.54	4	7,042.60	2	7,546.60	2	26,791.81	115,920.55	2
Government	1	218.40	1	218.40	0	0.00	1	21.84	458.64	1

page 98 of

Status	Active		31-60 Days:		61-90 Days:		Over 90 Days:		Sum of Subtotal	Delinq. Count
	00-30 Days: Count	00-30 Days: Sum	31-60 Days: Count	31-60 Days: Sum	61-90 Days: Count	61-90 Days: Sum	Over 90 Days: Count	Over 90 Days: Sum		
Residential	487	341,421.73	258	142,937.17	207	103,350.56	122	240,795.78	828,505.23	243
18	5,676	3,717,443.24	2,742	1,568,167.97	2,211	1,118,742.15	1,304	2,620,587.73	9,024,941.09	2,624
181A	311	191,276.20	183	118,250.81	161	80,384.91	104	149,173.52	539,085.43	181
Commercial	3	5,512.31	2	2,429.81	1	3,221.80	1	13,305.08	24,468.99	2
Government	0	0.00	0	0.00	0	0.00	0	0.00	0.00	0
Residential	308	185,763.89	181	115,821.00	160	77,163.11	103	135,868.44	514,616.44	179
181B	706	450,123.92	407	219,723.00	358	195,316.81	248	440,594.32	1,305,758.04	401
Commercial	5	25,962.39	2	9,378.90	2	6,515.60	2	9,628.68	51,485.57	2
Government	8	14,793.50	8	8,720.55	7	11,033.00	7	29,158.67	63,705.72	7
Residential	693	409,368.03	397	201,623.55	349	177,768.21	239	401,806.96	1,190,566.74	392
182A	779	600,409.37	350	194,873.25	262	129,374.46	149	434,563.03	1,359,220.11	320
Commercial	31	144,481.32	15	30,979.70	9	24,185.21	6	112,631.14	312,277.37	9
Residential	748	455,928.06	335	163,893.54	253	105,189.25	143	321,931.89	1,046,942.74	311
182B	2,007	1,297,734.19	893	509,938.81	660	338,500.48	319	621,160.78	2,767,334.26	851
Commercial	54	177,029.39	26	91,555.17	16	63,790.72	9	85,067.39	417,442.66	26
Government	3	16,849.18	1	4,940.07	0	0.00	0	0.00	21,789.25	1
Residential	1,950	1,103,855.62	866	413,443.58	644	274,709.76	310	536,093.39	2,328,102.35	824
183A	1,057	679,548.66	509	270,031.73	419	188,623.85	257	537,520.62	1,675,724.87	485
Commercial	31	106,015.15	10	38,221.11	6	6,703.88	2	4,372.40	155,312.53	7
Government	2	4,961.30	1	218.40	1	248.95	1	188.22	5,616.86	1
Residential	1,024	568,572.21	498	231,592.23	412	181,671.02	254	532,960.00	1,514,795.47	477
183B	387	204,941.42	197	118,707.15	172	84,821.41	117	214,906.24	623,376.21	188
Commercial	14	28,607.42	6	18,532.91	5	4,806.32	2	17,265.68	69,212.33	6
Government	2	1,431.80	2	2,626.25	2	1,886.70	2	1,370.06	7,314.81	2
Residential	371	174,902.20	189	97,547.99	165	78,128.39	113	196,270.50	546,849.08	180
184A	222	129,236.66	113	65,975.27	100	56,051.80	65	134,202.69	385,466.42	108
Commercial	10	15,773.69	5	9,362.70	5	9,662.46	4	9,845.29	44,644.14	5
Residential	212	113,462.97	108	56,612.57	95	46,389.34	61	124,357.40	340,822.28	103
184B	207	164,172.83	90	70,667.95	79	45,668.44	45	88,466.54	368,975.76	90
Commercial	10	12,780.72	8	10,753.21	7	5,069.84	4	17,732.10	46,335.87	8
Residential	197	151,392.11	82	59,914.75	72	40,598.60	41	70,734.44	322,639.89	82
19	3,803	3,537,963.68	2,280	1,664,716.57	1,459	947,844.44	776	2,445,901.60	8,596,426.29	2,219

page 99 of

Status	Active									
Row Labels	00-30 Days: Count	00-30 Days: Sum	31-60 Days: Count	31-60 Days: Sum	61-90 Days: Count	61-90 Days: Sum	Over 90 Days: Count	Over 90 Days: Sum	Sum of Subtotal	Delinq. Count
191A	707	542,621.31	348	190,215.19	269	141,613.60	155	330,634.42	1,205,084.52	333
Commercial	3	12,352.09	1	117.52	0	0.00	0	0.00	12,469.61	1
Government	4	78,896.67	2	2,956.85	0	0.00	0	0.00	81,853.52	2
Residential	700	451,372.54	345	187,140.82	269	141,613.60	155	330,634.42	1,110,761.39	330
191B	320	225,326.34	165	95,687.48	128	69,199.56	67	99,638.74	489,852.11	161
Commercial	4	5,860.07	2	2,057.90	2	2,727.30	2	2,336.08	12,981.35	2
Government	1	2,798.90	1	2,690.90	1	505.11	0	0.00	5,994.91	1
Residential	315	216,667.37	162	90,938.68	125	65,967.15	65	97,302.65	470,875.85	158
192A	432	353,563.85	225	121,912.58	156	98,783.55	101	250,710.60	824,970.59	209
Commercial	13	51,663.68	7	7,267.88	3	2,255.40	1	2,106.70	63,293.67	4
Government	1	1,538.90	1	1,502.90	1	1,025.96	0	0.00	4,067.76	1
Residential	418	300,361.26	217	113,141.80	152	95,502.19	100	248,603.91	757,609.16	204
192B	455	321,839.29	218	107,470.64	148	84,954.16	81	193,353.97	707,618.06	191
Commercial	28	54,778.67	12	5,428.10	7	5,788.10	7	42,990.14	108,985.02	9
Government	1	4,647.35	1	174.71	0	0.00	0	0.00	4,822.06	1
Residential	426	262,413.27	205	101,867.82	141	79,166.06	74	150,363.83	593,810.98	181
193A	540	297,455.77	410	194,418.81	202	81,377.62	106	74,748.67	648,000.87	409
Commercial	31	42,454.40	17	19,189.87	3	599.95	2	191.32	62,435.54	17
Government	1	432.25	1	377.35	0	0.00	0	0.00	809.60	1
Residential	508	254,569.12	392	174,851.59	199	80,777.67	104	74,557.35	584,755.73	391
193B	593	373,384.91	488	258,232.01	237	105,794.45	122	160,301.75	897,713.12	488
Commercial	40	57,005.16	32	33,817.68	13	17,905.74	9	43,610.03	152,338.61	31
Government	2	15,412.80	2	17,952.19	1	4,778.90	1	7,493.25	45,637.15	2
Residential	551	300,966.95	454	206,462.15	223	83,109.81	112	109,198.46	699,737.37	455
194A	688	496,059.42	373	352,080.21	284	132,400.37	119	204,720.00	1,185,260.01	375
Commercial	66	106,252.88	32	107,534.47	27	43,988.16	15	66,310.13	324,085.63	32
Government	3	1,759.56	1	1,394.90	1	1,247.30	0	0.00	4,401.77	1
Residential	619	388,046.98	340	243,150.85	256	87,164.91	104	138,409.87	856,772.60	342
194B	68	927,712.79	53	344,699.64	35	233,721.13	25	1,131,793.45	2,637,927.02	53
Commercial	1	3,653.80	1	432.00	0	0.00	0	0.00	4,085.80	1
Government	66	923,840.95	52	344,267.65	35	233,721.13	25	1,131,793.45	2,633,623.18	52
Residential	1	218.04	0	0.00	0	0.00	0	0.00	218.04	0

page 100 of

ANNEX Q

Status	Active									
Row Labels	00-30 Days: Count	00-30 Days: Sum	31-60 Days: Count	31-60 Days: Sum	61-90 Days: Count	61-90 Days: Sum	Over 90 Days: Count	Over 90 Days: Sum	Sum of Subtotal	Delinq. Count
20	12,246	9,601,442.25	6,339	4,271,849.95	5,047	2,733,819.29	2,782	6,668,340.80	23,275,452.30	6,061
201A	545	421,941.23	239	148,123.78	170	88,297.28	89	209,152.16	867,514.45	216
Commercial	33	84,558.85	20	36,986.54	9	7,958.09	3	706.02	130,209.51	14
Residential	512	337,382.38	219	111,137.24	161	80,339.19	86	208,446.13	737,304.95	202
201B	1,072	791,858.41	501	380,274.07	375	205,878.26	181	538,284.83	1,916,295.57	474
Commercial	40	94,657.19	21	52,071.15	10	24,186.90	5	7,929.24	178,844.47	16
Government	6	21,159.10	5	27,956.20	4	12,892.53	3	16,465.81	78,473.65	5
Residential	1,026	676,042.13	475	300,246.72	361	168,798.83	173	513,889.77	1,658,977.45	453
202A	1,518	1,622,093.23	700	484,229.00	542	291,429.77	293	1,002,370.70	3,400,122.69	657
Commercial	171	810,139.38	79	111,140.94	42	57,027.55	23	194,670.54	1,172,978.40	64
Government	1	14,587.70	1	7,690.38	0	0.00	0	0.00	22,278.08	1
Residential	1,346	797,366.15	620	365,397.68	500	234,402.22	270	807,700.15	2,204,866.21	592
202B	1,199	845,560.11	595	403,648.33	476	278,025.28	277	633,512.17	2,160,745.89	563
Commercial	48	120,630.75	23	39,429.05	10	29,608.04	5	98,916.84	288,584.69	14
Government	2	6,929.80	2	7,145.80	2	8,381.55	2	52,694.10	75,151.25	2
Residential	1,149	717,999.56	570	357,073.48	464	240,035.69	270	481,901.23	1,797,009.96	547
203A	5,462	4,372,895.67	2,943	2,024,662.21	2,430	1,485,944.16	1,534	3,875,601.35	11,759,103.39	2,809
Commercial	341	1,216,722.09	161	401,789.60	103	305,233.66	65	562,392.15	2,486,137.51	136
Government	17	98,986.66	10	53,775.89	7	19,111.44	3	2,051.01	173,925.01	10
Residential	5,101	3,055,415.76	2,771	1,567,980.43	2,319	1,160,554.05	1,465	3,299,224.60	9,083,174.84	2,662
Special Rate - Resid	3	1,771.15	1	1,116.30	1	1,045.00	1	11,933.58	15,866.03	1
203B	512	374,867.74	293	179,228.79	240	90,297.56	91	77,621.36	722,015.46	291
Commercial	19	54,365.87	7	12,890.68	6	8,196.25	3	3,923.11	79,375.91	7
Residential	493	320,501.87	286	166,338.11	234	82,101.31	88	73,698.25	642,639.55	284
204A	192	155,588.62	106	105,107.01	77	52,449.78	28	34,653.41	347,798.82	105
Commercial	31	77,327.75	19	61,530.41	12	32,147.09	6	9,037.28	180,042.52	18
Government	1	1.04	0	0.00	0	0.00	0	0.00	1.04	0
Residential	160	78,259.84	87	43,576.60	65	20,302.69	22	25,616.13	167,755.26	87
204B	1,746	1,016,637.24	962	546,576.75	737	241,497.20	289	297,144.84	2,101,856.02	946
Commercial	32	75,232.48	16	32,024.60	12	17,071.67	6	80,049.83	204,378.58	15
Government	1	4,238.90	1	0.00	0	0.00	0	0.00	4,238.90	1
Residential	1,713	937,165.86	945	514,552.14	725	224,425.53	283	217,095.00	1,893,238.53	930

page 101 of _____

Status	Active									
Row Labels	00-30 Days: Count	00-30 Days: Sum	31-60 Days: Count	31-60 Days: Sum	61-90 Days: Count	61-90 Days: Sum	Over 90 Days: Count	Over 90 Days: Sum	Sum of Subtotal	Delinq. Count
21	5,814	4,414,112.95	2,985	1,629,246.55	2,281	829,616.88	926	857,150.25	7,730,126.63	2,898
211A	492	425,950.17	269	171,449.41	202	95,265.39	85	97,113.42	789,778.39	262
Commercial	21	113,715.73	15	29,170.83	7	15,236.44	4	8,134.38	166,257.39	12
Government	1	12,446.90	1	8,126.90	1	7,082.90	1	50,647.15	78,303.85	1
Residential	470	299,787.54	253	134,151.68	194	72,946.04	80	38,331.88	545,217.15	249
212A	535	320,446.72	257	148,538.69	218	58,969.70	76	50,291.50	578,246.61	256
Commercial	21	41,456.70	9	7,695.58	6	5,199.86	4	5,498.43	59,850.57	9
Government	1	0.00	0	0.00	0	0.00	0	0.00	0.00	0
Residential	513	278,990.02	248	140,843.11	212	53,769.84	72	44,793.07	518,396.04	247
212B	519	253,810.53	262	109,483.21	197	49,748.87	68	46,765.72	459,808.34	257
Commercial	2	873.60	2	620.11	1	346.87	0	0.00	1,840.58	2
Residential	517	252,936.93	260	108,863.11	196	49,402.00	68	46,765.72	457,967.77	255
213A	362	200,689.27	213	105,693.11	179	54,924.85	62	32,998.90	394,306.13	213
Commercial	8	14,080.51	3	7,637.90	2	7,645.01	1	16,801.46	46,164.88	3
Government	2	133.58	0	0.00	0	0.00	0	0.00	133.58	0
Residential	352	186,475.18	210	98,055.20	177	47,279.84	61	16,197.44	348,007.67	210
213B	254	124,153.50	140	53,838.04	113	34,632.00	69	70,607.02	283,230.57	139
Commercial	2	12,658.60	1	436.80	1	436.80	1	86.79	13,618.98	1
Residential	252	111,494.91	139	53,401.24	112	34,195.20	68	70,520.24	269,611.58	138
214A	2,665	2,559,485.08	1,322	784,648.55	964	384,791.19	389	406,104.28	4,135,029.10	1,259
Commercial	144	1,014,553.38	73	94,446.04	27	36,515.76	9	14,834.05	1,160,349.22	51
Government	9	59,342.25	5	44,388.33	3	37,965.15	3	41,016.71	182,712.44	5
Residential	2,512	1,485,589.46	1,244	645,814.18	934	310,310.28	377	350,253.53	2,791,967.44	1,203
214B	987	529,577.67	522	255,595.53	408	151,284.88	177	153,269.40	1,089,727.48	512
Commercial	8	26,097.70	6	19,883.67	5	21,691.45	4	9,474.63	77,147.45	6
Government	1	9,756.50	1	8,388.50	1	9,864.50	1	12,279.55	40,289.05	1
Residential	978	493,723.46	515	227,323.37	402	119,728.93	172	131,515.22	972,290.98	505
22	7,605	4,243,484.15	4,230	1,926,370.07	3,456	1,414,264.61	2,119	3,822,211.29	11,406,330.12	4,060
221A	1,390	1,160,272.26	743	425,465.34	564	307,629.71	330	612,995.58	2,506,362.89	675
Commercial	99	424,027.70	45	135,912.81	28	105,423.39	10	37,935.72	703,299.63	35
Government	12	21,736.26	9	4,478.33	1	218.40	1	43.50	26,476.49	8
Residential	1,279	714,508.29	689	285,074.20	535	201,987.92	319	575,016.36	1,776,586.77	632

page 102 of

Status	Active									
	00-30 Days: Count	00-30 Days: Sum	31-60 Days: Count	31-60 Days: Sum	61-90 Days: Count	61-90 Days: Sum	Over 90 Days: Count	Over 90 Days: Sum	Sum of Subtotal	Deling. Count
221B	844	398,567.31	509	215,902.31	429	171,242.53	309	569,595.75	1,355,307.90	508
Commercial	3	13,583.78	1	1,047.80	1	803.40	1	185.12	15,620.10	1
Residential	841	384,983.54	508	214,854.51	428	170,439.13	308	569,410.63	1,339,687.80	507
222A	480	239,334.64	257	112,869.43	219	85,996.60	134	273,093.56	711,294.22	250
Commercial	3	5,039.57	1	2,088.60	1	1,752.10	1	3,788.75	12,669.02	1
Residential	477	234,295.07	256	110,780.83	218	84,244.50	133	269,304.81	698,625.21	249
222B	1,516	717,082.43	800	340,289.09	668	236,478.65	361	530,136.82	1,823,986.98	786
Commercial	3	14,720.39	1	2,717.80	1	271.78	0	0.00	17,709.98	1
Government	1	493.35	1	279.50	1	49.79	0	0.00	822.64	1
Residential	1,512	701,868.68	798	337,291.79	666	236,157.08	361	530,136.82	1,805,454.37	784
223A	819	427,470.04	550	262,609.66	481	193,910.71	295	622,443.14	1,506,433.55	540
Commercial	3	17,411.03	2	1,179.10	2	1,851.20	2	8,332.98	28,774.32	2
Government	1	651.30	1	651.30	1	64.62	0	0.00	1,367.22	1
Residential	815	409,407.70	547	260,779.26	478	191,994.90	293	614,110.16	1,476,292.02	537
223B	919	450,973.02	506	212,459.31	412	143,121.00	232	332,950.18	1,139,503.49	484
Commercial	14	43,764.61	7	12,988.95	3	13,918.15	2	2,223.32	72,895.04	6
Residential	905	407,208.40	499	199,470.36	409	129,202.85	230	330,726.85	1,066,608.46	478
224A	1,163	622,678.27	606	247,058.58	472	190,552.53	318	569,269.98	1,629,559.36	571
Commercial	10	15,900.22	4	3,845.30	4	2,040.33	1	15,242.94	37,028.79	4
Government	1	432.25	0	0.00	0	0.00	0	0.00	432.25	0
Residential	1,152	606,345.80	602	243,213.28	468	188,512.19	317	554,027.04	1,592,098.32	567
224B	474	227,106.20	259	109,716.34	211	85,332.90	140	311,726.29	733,881.73	246
Residential	3	1,423.80	2	2,054.50	2	2,389.66	1	1,418.45	7,286.42	2
Special Rate - Comn	1	1,669.40	1	476.80	1	476.80	1	4,807.06	7,430.06	1
Special Rate - Gover	1	238.40	1	238.40	1	238.40	1	4,279.33	4,994.53	1
Special Rate - Resid	469	223,774.59	255	106,946.64	207	82,228.04	137	301,221.46	714,170.73	242
23	3,819	2,800,642.68	2,309	1,487,355.43	1,603	1,002,143.19	1,016	2,661,819.56	7,951,960.85	2,274
231A	351	182,941.90	251	117,985.41	122	58,118.71	70	143,033.26	502,079.28	239
Commercial	13	20,750.80	8	12,224.20	2	3,533.40	1	16,416.07	52,924.47	5
Residential	338	162,191.10	243	105,761.21	120	54,585.31	69	126,617.19	449,154.81	234
231B	375	615,497.34	202	317,464.12	156	197,106.41	93	362,112.72	1,492,180.58	200
Commercial	36	249,928.79	20	120,285.35	13	57,872.15	5	134,175.65	562,261.94	19

page 103 of

Status	Active									
	00-30 Days: Count	00-30 Days: Sum	31-60 Days: Count	31-60 Days: Sum	61-90 Days: Count	61-90 Days: Sum	Over 90 Days: Count	Over 90 Days: Sum	Sum of Subtotal	Delinq. Count
Government	4	37,286.71	1	23,242.58	0	0.00	0	0.00	60,529.28	1
Residential	335	328,281.84	181	173,936.18	143	139,234.27	88	227,937.07	869,389.35	180
232A	1,069	733,733.27	610	461,415.68	498	373,824.14	316	1,005,510.21	2,574,483.29	597
Commercial	17	71,629.51	10	81,827.72	9	82,174.10	8	196,971.62	432,602.94	11
Government	1	348.89	0	0.00	0	0.00	0	0.00	348.89	0
Residential	1,051	661,754.87	600	379,587.96	489	291,650.04	308	808,538.59	2,141,531.46	586
232B	179	328,452.30	106	95,384.88	87	65,056.61	53	217,396.81	706,290.60	104
Commercial	10	165,461.89	6	15,468.35	3	16,744.40	3	62,449.02	260,123.66	6
Government	3	40,453.40	2	19,006.60	2	9,981.67	1	9,565.55	79,007.22	2
Residential	166	122,537.01	98	60,909.93	82	38,330.54	49	145,382.25	367,159.73	96
233A	24	15,946.19	17	12,693.75	16	6,228.66	11	15,050.48	49,919.08	17
Residential	24	15,946.19	17	12,693.75	16	6,228.66	11	15,050.48	49,919.08	17
233B	449	227,410.24	189	82,036.67	145	67,669.12	93	136,639.25	513,755.28	185
Commercial	1	1,430.00	1	1,954.00	1	1,684.80	1	1,679.75	6,748.55	1
Residential	448	225,980.24	188	80,082.67	144	65,984.32	92	134,959.50	507,006.73	184
234A	1,014	541,268.28	743	329,922.51	427	191,735.74	304	637,480.54	1,700,407.07	745
Commercial	4	5,588.99	2	8,986.60	2	6,539.10	1	2,764.26	23,878.96	2
Government	1	5,075.65	0	0.00	0	0.00	0	0.00	5,075.65	0
Residential	1,009	530,603.64	741	320,935.91	425	185,196.64	303	634,716.28	1,671,452.47	743
234B	358	155,393.18	191	70,452.42	152	42,403.79	76	144,596.29	412,845.68	187
Commercial	1	7,685.80	1	33.00	0	0.00	0	0.00	7,718.80	1
Residential	357	147,707.38	190	70,419.42	152	42,403.79	76	144,596.29	405,126.88	186
24	2,741	1,402,475.74	1,682	886,671.38	1,429	700,108.54	1,027	2,929,243.35	5,918,499.01	1,654
241A	172	61,779.70	115	34,683.36	93	24,260.24	63	143,257.20	263,980.49	113
Residential	6	1,523.17	4	716.30	3	504.38	2	5,914.76	8,658.61	3
Special Rate - Resid	166	60,256.53	111	33,967.06	90	23,755.86	61	137,342.43	255,321.88	110
241B	428	235,111.47	210	99,626.17	167	83,745.03	109	365,900.86	784,383.54	206
Commercial	1	436.56	0	0.00	0	0.00	0	0.00	436.56	0
Residential	427	234,674.91	210	99,626.17	167	83,745.03	109	365,900.86	783,946.97	206
242A	157	98,868.35	133	91,576.69	96	58,485.90	68	175,463.67	424,394.61	134
Commercial	0	0.00	0	0.00	0	0.00	0	0.00	0.00	0
Residential	157	98,868.35	133	91,576.69	96	58,485.90	68	175,463.67	424,394.61	134

page 104 of

Status	Active									
	00-30 Days: Count	00-30 Days: Sum	31-60 Days: Count	31-60 Days: Sum	61-90 Days: Count	61-90 Days: Sum	Over 90 Days: Count	Over 90 Days: Sum	Sum of Subtotal	Delinq. Count
Row Labels	Count	Sum	Count	Sum	Count	Sum	Count	Sum	331,993.37	110
242B	279	151,701.58	115	48,902.26	89	35,973.70	56	95,415.84	3,725.80	0
Commercial	1	3,725.80	0	0.00	0	0.00	0	0.00	328,267.57	110
Residential	278	147,975.78	115	48,902.26	89	35,973.70	56	95,415.84	135,893.34	53
243A	127	89,943.61	56	16,448.91	42	7,700.45	17	21,800.37	24,618.63	0
Commercial	6	24,618.63	0	0.00	0	0.00	0	0.00	111,274.71	53
Residential	121	65,324.98	56	16,448.91	42	7,700.45	17	21,800.37	3,000,589.94	892
243B	1,370	653,639.09	905	500,206.20	807	389,034.51	610	1,457,710.14	69,208.09	3
Commercial	6	23,221.28	3	12,735.34	2	5,958.99	1	27,292.48	3,552.65	1
Government	1	2,366.90	1	1,077.95	1	107.80	0	0.00	2,927,829.21	888
Residential	1,363	628,050.91	901	486,392.92	804	382,967.73	609	1,430,417.66	667,693.62	9
244A	10	39,535.80	9	37,474.91	6	53,991.30	6	536,691.61	667,693.62	9
Commercial	10	39,535.80	9	37,474.91	6	53,991.30	6	536,691.61	309,570.09	137
244B	198	71,896.14	139	57,752.87	129	46,917.41	98	133,003.67	1,913.88	1
Government	1	218.40	1	1,178.90	1	516.58	0	0.00	307,656.21	136
Residential	197	71,677.74	138	56,573.97	128	46,400.83	98	133,003.67	2,200,733.78	1,085
25	1,837	631,867.26	1,120	418,813.07	962	300,411.42	625	849,642.03	932,472.01	479
251A	691	236,287.87	490	174,794.67	436	138,230.47	320	383,159.00	932,472.01	479
Residential	691	236,287.87	490	174,794.67	436	138,230.47	320	383,159.00	404,472.07	191
251B	391	122,281.37	200	70,778.01	162	44,694.52	94	166,718.18	436.80	1
Commercial	1	436.80	1	0.00	0	0.00	0	0.00	404,035.26	190
Residential	390	121,844.57	199	70,778.00	162	44,694.52	94	166,718.18	112,722.08	33
252A	71	42,060.32	34	16,913.68	26	12,642.41	18	41,105.67	112,722.08	33
Residential	71	42,060.32	34	16,913.68	26	12,642.41	18	41,105.67	547,743.97	275
253A	491	164,949.26	283	112,703.23	246	79,164.60	147	190,926.87	547,743.97	275
Residential	491	164,949.26	283	112,703.23	246	79,164.60	147	190,926.87	160,714.66	87
253B	150	54,455.67	92	37,081.17	75	18,690.35	32	50,487.48	160,714.66	87
Residential	150	54,455.67	92	37,081.17	75	18,690.35	32	50,487.48	42,608.98	20
254A	43	11,832.77	21	6,542.30	17	6,989.08	14	17,244.83	42,608.98	20
Residential	43	11,832.77	21	6,542.30	17	6,989.08	14	17,244.83	184,918.41	62
26	155	65,441.48	70	44,661.51	49	19,257.76	34	55,557.66	179,717.04	61
261A	146	61,240.57	68	44,443.11	49	19,257.76	33	54,775.60	0.00	0
Commercial	0	0.00	0	0.00	0	0.00	0	0.00		

page 105 of _____



AGING OF ACCOUNTS RECEIVABLE(December 2019)

Status	Active									
	00-30 Days: Count	00-30 Days: Sum	31-60 Days: Count	31-60 Days: Sum	61-90 Days: Count	61-90 Days: Sum	Over 90 Days: Count	Over 90 Days: Sum	Sum of Subtotal	Deling. Count
Row Labels										
Residential	146	61,240.57	68	44,443.11	49	19,257.76	33	54,775.60	179,717.04	61
261B	9	4,200.91	2	218.40	0	0.00	1	782.06	5,201.37	1
Commercial	0	0.00	0	0.00	0	0.00	0	0.00	0.00	0
Residential	9	4,200.91	2	218.40	0	0.00	1	782.06	5,201.37	1
Grand Total	89,250	74,285,741.84	48,957	30,914,952.08	37,113	20,213,067.71	21,798	47,022,460.29	172,436,221.91	47,011

page 106 of _____

