

ANNUAL REPORT 2022



CAGAYAN DE ORO CITY WATER DISTRICT

Corrales Avenue, Barangay 27, Cagayan de Oro City

www.cowd.gov.ph

"Water Accessibility – Our Priority"

TABLE OF CONTENTS

	Page
FOREWORD	i
VISION, MISSION AND CORE VALUES	ii
QUALITY POLICY STATEMENT	iii
COWD STRATEGY MAP	iv
I. GENERAL	
A. Administrative	1-2
B. Financial/Commercial	2-3
C. Technical	3
D. Operational	3-4
II. PROFILE	
1 THE WATER DISTRICT AND ITS PHYSICAL SYSTEMS FACILITIES	
A. Organization	5
B. Existing System Facilities	5-6
2 CURRENT OPERATION/FINANCIAL HIGHLIGHTS	
A. Existing Water Rates	6
B. Board Per Diem is LWUA-approved.....	6
C. Operating Income/Expense	6
D. Financial Highlights	6
3 COMMUNITY ECONOMIC PROFILE	
A. Total Population of the whole Water District area coverage.....	6
B. Average Monthly Family Income in the Area.....	6
C. Major Source of Income	7
D. Average Monthly Family Expenditure in the Area.....	7
E. City/Municipal Annual Revenue.....	7
F. Average Rate of <i>Mortality</i> per 100,000 population due to Waterborne Diseases	7
G. Major Agricultural, Industrial and Commercial Activities	7
H. Average Monthly Bills (per customer)	7
4 OTHER REPORTORIAL REQUIREMENTS	7
5 OTHER INFORMATION	7-13
III. ANNEXES	
A. Functional Chart	14
B. Organizational Chart	15
C. List of Plantilla of Personnel.....	16-34
D. Summary of Policy-Setting Resolutions	35-47
E. List of Reports Prepared Regularly	48
F. Financial Statements	
(Coverpage/TOC/Trial Balance)	49-53
1. Statement of Financial Position (Balance Sheet)	54-55
2. Statement of Changes in Government Equity	56
3. Statement of Profit or Loss & Other Comprehensive Income (Income Statement)	57-58
4. Cash Flow Statement.....	59
5. Notes to Financial Statements	60-71
6. Statement of Financial Position - Balance Sheet and Equity (Comparative 2021-2022).....	72-73
7. Statement of Profit or Loss & Other Comprehensive Income (Comparative 2021-2022).....	74
8. Statement of Cash Flows (Comparative 2021-2022)	75
G. Summary of Loan Payments to LWUA & DBP in 2022	76
H. COWD Water Rates	77
I. Efficiency Test Result: Pumps in Operation	78
J. Summary of Water Production and Consumption	79
K. COWD Water Sources	80
L. Service Connection Growth	81
M. List of Major Assets and Equipments	82
N. Summary of Pipelines	83
O. Summary of Bacteriological Analysis	84
P. Monthly Data Sheet	85-89
Q. Aging of Accounts Receivables	90-115
R. Complaints Summary Report	116
S. Covid - 19 Response Measures.....	117

FOREWORD

This **Annual Report** covers all aspects of the operations of the **Cagayan de Oro City Water District (COWD)** for the period from **January 01 to December 31, 2022**.

Its presentation is in accordance with all requirements set by **Local Water Utilities Administration (LWUA)**, like grouping of the data first under the general aspects of our operations, such as: *Administrative, Financial, Commercial, Technical and Operational*. The report proceeds with the COWD Profile and its annexes.

This report includes important information and figures as they are a crucial component of the district's accomplishments. The District decided to include also the following water-related data to our additional list of Annexes: *Summary of Water Production and Consumption, COWD Water Sources, Service Connection Growth, Summary of Pipelines, Summary of Bacteriological Analysis, Monthly Data Sheet, Aging of Accounts Receivable, Complaints Summary Report, among others*. While these data do not constitute mandatory parts of our report, we feel that non-inclusion of them would not give a total picture of all the events that transpired in 2022.

We acknowledge the concerted efforts of the **Board of Directors**, the **Management**, and the **Employees** for the efficient operation of the District.

Here, we also wish to thank **LWUA** for all the assistance it rendered to make COWD what it is today.

Above all these accomplishments, we reserve our greatest gratitude to the **Almighty GOD**.



Water Accessibility – Our Priority!

VISION

To be an outstanding water district
in the country.

MISSION

We provide excellent water service
to the community we serve.

CORE VALUES

We demand **ACCOUNTABILITY** in all our decisions.

We are **RESULT-DRIVEN**.

We work as a **TEAM** at all times.

We have **FAITH** in the **ALMIGHTY**.

QUALITY POLICY STATEMENT

The Quality Policy of the Cagayan de Oro City Water District is to provide our concessionaires with an excellent and efficient service at all times while providing safe, clean, adequate and reliable water for a healthy life and sustainable environment and economy. To do this, we adhere to the following principles.



Water Accessibility – Our Priority!

CUSTOMER SATISFACTION

We are Committed in meeting and exceeding customer requirements and continually find ways to improve and enhance customer satisfaction.

COMPLIANCE TO PHILIPPINE NATIONAL STANDARDS FOR DRINKING WATER

We ensure our Operations and water quality processes are in compliance to any applicable statutory and legal requirements.

ENVIRONMENT PROTECTION

As a major extractor of a limited resource, that is Water, for the consumption of the public, we provide environmental stewardship through integrated watershed management and efficient septage management program.

CAPACITY BUILDING

We engage competent personnel and provide continuous personnel training and Development as a means of consistently improving our QMS and Operations.

NRW REDUCTION

Our commitment is to ensure efficiency in our operations and keep the Non-Revenue Water (NRW), at least, at acceptable level according to recognized industry standards.

STRATEGY MAP



Water Accessibility - Our Priority!

OUR VISION
TO BE AN OUTSTANDING WATER DISTRICT IN THE COUNTRY WITH A 30% NON-REVENUE WATER IN 2026.

OUR MISSION
WE PROVIDE EXCELLENT WATER SERVICE TO THE COMMUNITY WE SERVE.

CUSTOMER PERSPECTIVE^{P1}

DELIVER RELIABLE 24-HOUR WATER SUPPLY

PROVIDE EXCELLENT CUSTOMER SERVICE

FINANCIAL PERSPECTIVE^{P2}

ENSURE FINANCIAL VIABILITY & SUSTAINABILITY

INCREASE REVENUE WATER

INTERNAL PROCESSES PERSPECTIVE^{P3}

STRIVE FOR OPERATIONAL EXCELLENCE

ADHERENCE TO REGULATIONS

EFFECTIVE CUSTOMER SERVICE MANAGEMENT

ENSURE INNOVATION IN THE WORKPLACE

LEARNING & GROWTH PERSPECTIVE^{P4}

IMPROVE COMPETENCY OF OUR WORKFORCE

ACCESS TO INFORMATION

CREATE A CULTURE OF TEAMWORK & ACCOUNTABILITY

OUR CORE VALUES

- We demand **ACCOUNTABILITY** in all our decisions;
- We are **RESULT-DRIVEN**;
- We work as a **TEAM** at all times;
- We have **FAITH** in **THE ALMIGHTY**.

QUALITY POLICY

- Customer Satisfaction
- Compliance to PNSDW
- Environment Protection
- Capacity Building
- NRW Reduction



CAGAYAN DE ORO CITY WATER DISTRICT
Corrales Avenue, Cagayan de Oro City

ANNUAL REPORT

For the Period from JANUARY 1 to DECEMBER 31, 2022

I. GENERAL

A. ADMINISTRATIVE

1. Attach approved organizational charts in effect as of report year's end.	
a. Functional Chart – showing unit board functions (Annex A).	Annex A
b. Position/Organizational Chart (key employees only) – showing permanent positions and incumbents (Annex B)	Annex B
2. Attach list of existing employed personnel with pertinent information. (Annex C–List of Plantilla of Personnel for the Fiscal Year 2022)	Annex C
The following summarizes the District's staffing:	
a. Total number of employees/laborers	696
b. Number of regular/permanent employees	343
c. Number of casual/temporary employees/laborers/Job Orders	353
d. Number of employees meeting minimum qualifications per job description adopted by the District (COWD).	343
e. Number of employees not classified as casual/temporary who do not meet the minimum qualifications established by the District	None
3. Has the District adopted a policy <i>prohibiting hiring</i> of personnel related up to the <i>fourth degree</i> by affinity or consanguinity? (Yes or No)	Yes, CSC Rules
If not, how many of the <i>employees are related to other employees or officials</i> within the <i>fourth degree</i> by <i>affinity or consanguinity</i> ?	-
4. Has the District adopted rules and regulations regarding the following: (Yes or No)	
a. Personnel matters	Yes
b. Utility customers relations	Yes
c. General utility operations	Yes
During the year, how many instances (or how many times) have exemption to these rules and regulations has been in special cases?	None
5. Attach list of policy – setting resolutions adopted, repealed or amended by the District Board including those adopting LWUA guidelines. (Annex D–Summary of Policy-Setting Resolutions)	Annex D
6. Has the District written and properly updated, reliable records of the following? A field check may be undertaken, if necessary. (Yes or No)	
a. Customer complaints	Yes
b. Billing and collection	Yes
c. Delinquencies in payment of water bills	Yes
d. Meter histories	Yes
e. Service connections	Yes
f. Equipment histories	Yes
g. Equipment downtime	Yes
h. Microbiological Test Results	Yes
i. Phy-Chem Lab Results	Yes
j. Chlorine Residual Monitoring	Yes
k. System pressure	Yes
l. Leak reports	Yes
m. Unaccounted for water	Yes
n. Pump efficiencies	Yes
o. Water production	Yes
p. Water Permits	Yes
q. Land Titles and Certificates	Yes
r. Real Properties	Yes
s. Valve and pipeline location	Yes
t. General accounting	Yes

u. Stock inventory	Yes
v. Stores usage	Yes
w. Employees record	Yes, 201 Files
x. Minutes of Board meetings and resolutions passed	Yes
7. For this year, Auditing has been done by the Commission on Audit. (If audit was already conducted for the year, any action/s taken on the Audit Observation Memo?)	Yes
8. Attach list of reports being prepared regularly by the District on a monthly basis as required in the Commercial Practice Manual. (Omit this item if the District has not yet installed the commercial practices system in which case, indicate that the said system has not been installed yet. (Annex E-List of Reports Prepared Regularly)	Annex E
9. Has the District implemented CoVid-19 response measures? (Yes or No) Cite such measures.	Yes Annex S
10. Is the WD under JVA/s with a private corporation/entity? (Yes or No)	No
a. Type of joint venture agreement (JVA)	N/A
b. Date of Effectivity	N/A
c. Name of Partner	N/A
d. Any on-going negotiation? (Yes or No)	No
B. FINANCIAL/COMMERCIAL	
1. Attach the District's financial statements for the report year including a comparison with the immediate past year. (See Annexes F1 to F8-Financial Reports)	Annexes F1 to F8
2. For the year under report, the District's total <i>budgetary outlay</i> was broken down into: (Source: COWD Approved Budget)	
a. Operating outlay (original budget)	P 1,669,793,694.00
b. Capital Outlay (original budget) - Capital Improvement	P 1,147,282,986.00
c. Special budgets, if any (<i>additional budgets</i>) - Contingency	P 382,280,452.00
d. Debt Service	P 10,000,000.00
e. Reserves (JSA + General Reserve)	P 120,230,256.00
3. For this same <i>one-year period</i> , the District's <i>gross revenue</i> was broken down into: (Source: COWD Financial Report -Income Statement)	P 10,000,000.00
a. Revenue from water sales	P 1,124,323,860.15
b. Other water revenues	P 1,058,324,815.10
c. Other non-operating income	P 61,854,321.33
d. Loan Proceeds from LWUA to finance New Service Connections	P 4,144,723.72
e. Loan Proceeds from other creditors, if any.	None
4. For this same <i>one-year period</i> , the District's <i>expenditure</i> was broken down into: (Source: COWD Financial Report -Income Statement)	P None
a. Operational (operation & maintenance expenses, including Depreciation amounting to P109,140,420.89)	P 1,408,140,435.99
b. Capital Outlay (CAPEX-amount spent)	P 1,133,495,934.26
c. Annual debt servicing (LWUA)	P 160,996,009.51
d. Annual debt servicing (DBP) (for c and d see Annex G-Summary of Loan Payments-LWUA & DBP)	P 2,242,284.00
5. For this same <i>one-year period</i> , the <i>total salaries, wages & other emoluments</i> paid for the District's employees were broken down into:	P 111,406,208.22
a. For regular/permanent employees	P 255,881,379.47
b. For casual/temporary/Job Orders	P 119,723,881.09
c. Allowance, Benefit & emoluments	P 37,104,842.09
6. Expenses for <i>power/fuel for pumping</i> during the year (Acct. #792, if Commercial Practices Accts. are in effect):	P 99,052,656.29
7. Total amount <i>billed</i> during the year is broken down into: (Source: MOR/FOH)	P 183,860,269.69
a. Current (metered and unmetered)	P 1,099,343,639.78
b. Penalty Charges	P 1,051,284,779.41
c. Less: Senior Citizen Discount	P 48,165,782.94
	106,922.57

8. Total amount <i>collected</i> (water sales only during the year) was broken down into: (Source: COWD Financial Report-Notes to Financial Statements)	P	1,071,006,278.20
a. Current billings	P	1,039,461,348.24
b. Arrears - current year	P	31,544,929.96
c. Arrears - previous years	P	
9. Total amount <i>uncollected</i> (delinquent) at year's end <i>excluding</i> Bad Debts. (Source: Detailed Report on Water Sales Operations)	P	255,663,364.53
10. Total reserves at year's end.	P	41,289,722.79
a. Existing JSA Reserve with LWUA		14,895,810.51
b. General Reserve (Expansion & Oper. Reserve-DBP Current & Time Deposit)		26,393,912.28
11. Complaints filed, processed and settled during the year: (Annex R- Complaints Summary Report)		Annex R
a. Total number filed, processed and settled during the year		33,650
b. Number dismissed for lack of merit/withdrawn		-
c. Number investigated		33,650
d. Number settled to the satisfaction of complaints		29,099
e. Number elevated to the District Board of directors		None
f. Number settled by the Board		None
g. Number elevated to the higher authorities		None
12. Schedule of existing water rates being implemented: (Annex H- COWD Water Rates)		Annex H
Date of Effectivity		May 01, 2014
Had these rates been LWUA - approved? (Yes or No)		Yes

C. TECHNICAL


1. Has the district adopted by Board Resolutions, a set of design and construction standard? (Yes or No)		Yes
If so, who prepared it?		LWUA & COWD
Is it being adhered to strictly?		Yes
2. Does the district undertake microbiological test of its water? Yes or No		Yes
How often are these tests made per year?		Monthly
Is LWUA being furnished copies of these test reports? (Yes or No)		Yes
For the report year, how many such reports were submitted to LWUA?		12
3. State the method of water treatment employed by the district, if any		Chlorination (Chlorine Dioxide)
4. Does the district undertake regular pump efficiency tests? (Yes or No)		Yes
How many of these pumps does the district have in its system?		29
How many of these pumps are operational?		26
Attach list of pumps now in operation. (Annex I- Efficiency Test Results: Pumps in Operation)		Annex I

D. OPERATIONAL

1. Total water production during the year in cubic meters. (Annex J- Summary of Water Production and Consumption-in Cubic Meter)		Annex J
Total water billed in cubic meters		70,142,403
Average per capita consumption in lpd		30,488,481
2. Attach list of COWD Water Sources and its rated capacity (Annex K- COWD Water Sources)		154 lpd
3. Is the District provided with measuring devices to measure the water production? (Yes or No)		Annex K
If yes, what type? <u>Orifice plate, meter propeller type and Venturi type & flow meters</u>		Yes
If not, how do you measure productions?		Orifice plate, electromagnetic flow meter & Clamp-on flow meter
4. As of year's end, the district has the following existing service connection and related information. (Annex L- Service Connection Growth)		-
a. Total number of <i>existing</i> connections (Active & Inactive Conn.)		Annex L
b. Number of active connections		149,132
c. Number of metered connections		108,750
1. With functioning meters		108,750
2. With non-functioning meters		108,750
		-

d. Numbers of <i>flat</i> rate connections	None
e. Number of connections regularly billed (customers)	108,750
f. Number of delinquent customers (Annex Q-Aging of Accounts Receivable- Active Connections as of December 31, 2022)	54,981
g. Average number of customers per connection (HH)	5
5. Estimated population of the whole <i>water district service area coverage</i> (<u>95</u> brgys.)	830,685
a. Estimated population actually served by the WD, whether fully or partially (<u>72</u> brgys.)	543,750
6. Because of inadequate facilities, the <i>district</i> had to provide partial service in accordance with the following average length of time each 24-hours day, albeit reaching the target of about 18 hours for 2021:	No. of Connections
a. Less than 6 hours service	-
b. 7-12 hours service	-
c. 13-18 hours service	-
d. 19-24 hours service	108,750
(Note: You may vary the number of hours as may be necessary to suit actual conditions)	
7. Attach list of all major equipment and machinery with an initial cost of at least P50,000.00 (Annex M) including pertinent information.	Annex M
8. Does the District keep written record of requests for service? (Yes or No)	Yes
a. Does the record show the date when such requests were made and the nature of the service requested? (Yes or No)	Yes
b. On the average , how long (in days) does it take the District to <i>respond and attend</i> to such requests?	1 to 4 days
c. How many such <i>reports</i> were received during the year?	33,650
d. How many these <i>reports</i> were attended to during the year?	29,099
9. Does the District maintains a website? (Yes or No)	Yes

Submitted by:


ANTONIO B. YOUNG
 General Manager

CAGAYAN DE ORO CITY WATER DISTRICT
Corrales Avenue, Cagayan de Oro City

II. PROFILE

1.) THE WATER DISTRICT & ITS PHYSICAL SYSTEM'S FACILITIES

A. ORGANIZATION

1. Date Formed: August 1, 1973	Age (months) as of December 31, 2022	593
2. Date CCC Issued: January 4, 1974	CCC No. 001	001
3. Date Advisory Service Started:		1975
4. Personnel: (include 298 casual/55 Job Order employees)		696
Comments: (Adequacy, qualification, performance & others)		Adequate & qualified

B. EXISTING SYSTEM'S FACILITIES

1. Service Area:

1.1 Service Area: (Barangays Served)	72 barangays
1.2 Population of service area	543,750
1.3 No. of Households (1.2/1.4)	108,750
1.4 No. of Persons/Households	5
1.5 Service Time (hrs./day)	24 hours/day

2. Structure and Equipment:

2.1 Administration Building

Office Area:	2,052 sq.m.
Office Equipment: (Annex M-List of Major Equipments)	Annex M
2.2 Administration building owned by the District? (Yes or No)	Yes
If rented, how much per month?	

2.3 Water Source/s

Annex K

Unit	Type / Description	Rated Capacity (in cu.m./mo.)
26	Deepwell / Groundwater	4,147,920
1	Surface Water / Purchased Bulk Water	2,430,000
1	Spring	2,650

2.4 Storage Facility/Reservoir

Unit	TYPE / DESCRIPTION / LOCATION	CAPACITY (cu.m.)	
2 units	Each concrete reservoir @Carmen (Operational) & Camaman-an (non-operational)	5,300	cu.m.
1 unit	Steel tank reservoir @ Aluba Subdivision	95	cu.m.
1 unit	Concrete reservoir @ Youngsville	95	cu.m.
1 unit	Concrete reservoir @ Bulua	2,900	cu.m.
1 unit	Concrete reservoir @ Soldiers Hill, Bulua	38	cu.m.
1 unit	Concrete reservoir @ Tablon (non-operational)	2,100	cu.m.
1 unit	Concrete reservoir @ Puerto Heights (non-operational)	4,000	cu.m.
1 unit	Steel tank reservoir @ Paglaum, Camaman-an	51	cu.m.
1 unit	Steel tank reservoir @ Richmond, Camaman-an	117	cu.m.
1 unit	Steel tank reservoir @ Macapaya, Camaman-an	113	cu.m.
1 unit	Steel tank reservoir @ Malanang, Opol	410	cu.m.
1 unit	Concrete reservoir @ Villaflora, Cugman	45	cu.m.
1 unit	Steel tank reservoir @ Berjaya, Bugo	11	cu.m.
1 unit	Steel tank reservoir @ Pagatpat	27	cu.m.

2.5 Service Connections. (Annex L-Service Connection Growth)

Type / Classification	Metered	Flat rate	Total
Residential / Government	101,184		101,184
Commercial (Full)	7,566		7,566
Semi-commercial A			
Semi-commercial B			
Semi-commercial C			
Bulk / Wholesale			
Total	108,750		108,750

2.6 Production. (Annex K-COWD Water Sources)

Average Monthly Production (cu.m./mo.)	5,845,200
a. Booster / Pumping (cu.m./mo.)	3,402,617
b. Gravity-fed (cu.m./mo.)	4,977
c. Bulk Water (cu.m./mo.)	2,437,606
 Non-Revenue Water % (NRW) - YTD	
 NRW = $\frac{\text{Production} - \text{Billing}}{\text{Production}} \times 100\%$	50.05%

2.) **CURRENT OPERATION/FINANCIAL HIGHLIGHTS:**

A. Existing Water Rates: (Annex H-COWD Water Rates)	Annex H
Is the existing water rates approved by LWUA? (Yes or No)	Yes
B. Board Per Diem is LWUA-approved? (Yes or No)	Yes
C. Operating Income/Expense:	
Average Water Sales (average/mo.)	P 88,193,734.59
Average Collection (average/mo.)	P 89,250,523.18
Average Expenses-O & M for the year (average/mo.)	P 85,362,959.45
D. Financial Highlights (rate & status)	
Current Ratio = $\frac{\text{Current Assets}}{\text{Current Liabilities}}$	3.49 : 1.00
Long Term Debt/Equity Ratio	0.15 : 0.75
Monthly Billing (average/mo.)	P 87,598,126.62
Collection Efficiency-% of On-Time Payment (YTD)	75.68%

3.) **COMMUNITY ECONOMIC PROFILE:**

A. Total Population of the whole Water District area coverage (95 barangays)	830,685
B. Average Monthly Family Income in the area : (based on Reg. 10-PSA data FIES 2018)	

Northern Mindanao	No. of Families (thousand)	Income	
		Total (million)	Average (thousand)
All Income Class	1,120	280,508	250
Under 40,000	6	221	35
40,000- 59,999	24	1,237	52
60,000- 99,999	127	10,530	83
100,000-249,999	636	102,212	161
250,000-499,999	222	76,124	344
500,000 and Over	105	90,185	858

C. Major Source of Income

Salary & Wages

D. Average Monthly Family Expenditure in the area: (based on Reg. 10-PSA data FIES 2018)

Northern Mindanao	No. of Families (thousand)	Expenditure	
		Total (million)	Average (thousand)
All Income Class	1,120	195,666	175
Under 40,000	6	182	29
40,000– 59,999	24	1,008	42
60,000– 99,999	127	8,582	67
100,000–249,999	636	78,013	123
250,000-499,999	222	52,853	239
500,000 and Over	105	55,027	523

E. City Annual Revenue (P5,563,939,192 in 2022) over total population-per person

P 6,698.01

F. Average rate of Mortality per 100,000 population due to waterborne diseases based from 2022 data in Cagayan de Oro City. (e.g. diarrhea)

1. Diarrhea
2. Amoebiasis
3. Dysentery

-
-
-

G. Major Agricultural, Industrial and Commercial activities :
{Palay/corn/squash production, Carabao/Cattle/Swine/Goat /Chicken Production, concrete aggregates, etc..}

H. Average Monthly Bills: (per customer)

1. Water bill:
2. Electric bill: (per customer in pesos)
 - a. Residential
 - b. Commercial
 - c. Industrial
 - d. Bulk Power
 - e. Streetlights

P 807.20
P 2,566.00
P 16,709.00
P 681,294.00
P 19,054,454.00
P 49,190.00

4.) OTHER REPORTORIAL REQUIREMENTS:

Has the District submitted to LWUA the following reportorial requirements: (Yes or No)

- a. Business Plan
- b. Water Safety Plan
- c. Performance Targets
- d. Quarterly Performance Monitoring
- e. Corporate Annual Budget
- f. GAD Plans and Budget
- g. Other reports (specify)

Yes
Yes
Yes
Yes
Yes
No

5.) OTHER INFORMATION:

1. The COWD has been purchasing treated bulk water supplied by **Cagayan de Oro Bulk Water Inc. (COBI)** based on the Purchase Order in accordance with the contract of **80,000** cubic meters per day distributing 60,000 cubic meters to the west service area and 20,000 cubic meters to the east service area at a constant flow rate of **2,500** cubic meters per hour in the west and **800** cubic meters per hour in the east; and a minimum pressure of **70 psi** at the designated take-off point along the intersection of the Airport Road and South Diversion Road, Cagayan de Oro City. In 2022, the District has paid a total amount of **P480,900,091.00** for **29,251,266** cubic meters of bulk water.
2. The COWD has *continued* in implementing the **Meter Clustering System** to help alleviate *water pilferage* .
3. The COWD has regularly monitored the **Residual Chlorine** in various strategic points of its water supply system. (Annex O–Summary of Bacteriological Analysis, page 84)

4. The COWD has always maintained its established *safety programs* and *standard operating procedure*.
5. The COWD has *resolved* to amend *Board Resolution No. 130, S-2021, dated December 22, 2021*, and to incorporate **The Strategy Map** and place it at the back of the *company ID* of every employee so that the strategy can be communicated regularly specially on matters relative to *Non-Revenue Water (NRW)*. (B.R. No. 44, s-2022 dated May 13, 2022).
6. For COWD Management to establish *partnership with the telecommunication companies to ensure that information will reach every household in Cagayan de Oro City*. (B.R. No. 22, s-2022 dated March 09, 2022).
7. The COWD has *continued* implementing the **50% discount** for water bill of **Accredited Senior Citizens Center** and **Accredited Residential/Group Homes** and the **5% discount** for water bill of **Senior Citizens**.
8. The COWD has *saught* for the convenience of paying concessionaires, thus established **ECPAY Outlets, GCASH and Bayad Centers**.
9. The COWD has *approved* the request of the management to apply for the **PRIME HRM Level 2 Accreditation** with **Civil Service Commission (CSC)** (B.R. No. 20, s-2022 dated February 22, 2022)
10. For COWD OIC-AGM Rhedia Martinietta S. Salcedo, to facilitate the **PRIME HRM Accreditation Level 2** from the **Civil Service Commission (CSC)** and acquire the accreditation by the end of 2022. (B.R. No. 25 & 26, s-2022 dated March 09, 2022)
11. The COWD has *institutionalized* the **Equal Employment Policy** in the **Human Resource Systems** namely: **Recruitment, Selection and Placement, Learning and Development, Performance Management** and **Rewards and Recognition**, regardless of gender, and for persons with disability and for indigenous people as mandated by the **Civil Service Commission (CSC)**. (B.R. No. 93, s-2022 dated September 27, 2022)
12. The COWD has *resolved* to hire a **local communication expert** to help the **Cagayan de Oro City Water District (COWD)** *communicate and create awareness* relative to matters such as the *Non-Revenue Water (NRW)*. (B.R. No. 54, s-2022 dated June 09, 2022)
13. The COWD has religiously paid the principal and interest of its various loans to LWUA. (Annex G-Summary of Loan Payments to LWUA & DBP, page 76)
14. The COWD has *served* a total of **609,591 linear meters** of pipelines ranging from **50mmØ to 800mmØ**; including turnover by developers and/or owners of some subdivisions. (Annex N-Summary of Pipelines, page 83)
15. The COWD has *resolved* for Management to *organize a Regular Press Briefing*, with a minimum of *twice a month*, to present to the public the updates on the *performance of the Water District*. Resolved further to start the press briefing on the month of September 2022. (B.R. No. 83, s-2022 dated September 5, 2022)
16. The COWD has *resolved* for the **Corporate Planning Division (CPD)** to *conduct an Annual Policy Audit*, to *translate the Board Resolutions* into *dashboard*, and come up with a **Qualitative Analysis** at the end of the year. This will be an *inherent function* of the **Corporate Planning Division**. (B.R. No. 58, s-2022 dated June 22, 2022)
17. The COWD has *resolved* that one of the *key mandates* of the **Internal Control Division (ICD)** is to *conduct Policy Review and Assessment* and give update to the *Board of Directors* on its status and impact. (B.R. No. 85, s-2022 dated September 05, 2022)
18. The COWD has *resolved* for the creation of a **Task Force** to *study and come up* with a proposal for the **Physical Plan of the Water District** to be submitted to the board for approval. (B.R. No. 63, s-2022 dated June 22, 2022)
19. The COWD has *resolved* to create a **Task Force** to *examine and review* the **COBI Water Supply Contract**. (B.R. No. 75, s-2022 dated August 03, 2022)
20. The COWD has *approved* the **Proposed Policy on Water Pilferage, Illegal Connection and Unlawful Use of Deep Well** without prejudice to revisions and amendments in the course of its implementation. (B.R. No. 80, s-2022 dated August 22, 2022)
21. The COWD has *resolved* to come up with a **Policy regarding The Extraction of Water from the Fire Hydrants** by the **Bureau of Fire Protection (BFP)**. (B.R. No. 98, s-2022 dated October 25, 2022)

22. The COWD has *resolved* to request the **Local Water Utilities Administration (LWUA)** to use the **International Water Assessment (IWA)** standard for **Non-Revenue Water (NRW)**. Resolved further to request **Regional** and **National Water Associations** to adapt the said resolution. (B.R. No. 84, s-2022 dated September 05, 2022)
23. The COWD has *resolved* for the *conduct* of a **Water Summit** and for the *creation* of a committee for the said summit. (B.R. No. 99, s-2022 dated October 25, 2022)
24. The COWD has *resolved* for Management to assign an *accountable official* for the *eastern* side and *western* side for **Management of the Non - Revenue Water (NRW)** . (B.R. No. 50, s-2022 dated May 23, 2022)
25. The COWD NRW Agenda will be *integrated* in the **Civil Service Commission (CSC) Accreditation Plan** and that management will maximize the expertise of **Mr. Kinsbergen** for the upgrading and upscaling of the CSC Accreditation Plan particularly the four (4) committees, namely the philosophy, framework, principles and fundamentals. (B.R. No. 45, s-2022 dated May 13, 2022)
26. The COWD has *approved* the following **Memorandum of Agreement (MOA)** and authorized the **General Manager Bienvenido V. Batar, Jr.** to sign the said MOA for and in behalf of COWD, as follows:

Agreed Party	Particulars	Board Res. No./Date
Development Bank of the Philippines (DBP)	Re-accreditation of Salary Loan Facility (SLF)	B.R. No. 10 , s-2022 dated January 18, 2022
Pag-ibig Fund	On Line Short-Term Loan (STL) Application through Virtual Pag-ibig	B.R. No. 16 , s-2022 dated February 22, 2022
Department of Social Welfare and Development (DSWD)	Issuance of Potable Water During Emergencies	B.R. No. 69 , s-2022 dated July 19, 2022

Source: Summary of Policy-Setting Resolutions 2022.

27. The COWD has *approved* the recommendation of the Management to increase the installation fee effective **April 01, 2022** based on the **Installation Fee Increase Schedule**, as follows: (B.R. No. 15, s-2022 dated February 22, 2022)

PROPOSED INSTALLATION FEE INCREASE SCHEDULE

SIZE	INSTALLATION FEE		CONDITIONS
	RESIDENTIAL	COMMERCIAL	
1/2"	2,800.00	3,300.00	COWD Provides Meter Stand
3/4"	3,000.00	3,600.00	Meter Stand to be provided by the customer
1"	4,200.00	5,300.00	Meter Stand to be provided by the customer
1 1/2"	13,000.00	17,000.00	Meter Stand to be provided by the customer
2"	See Conditions	See Conditions	The Eng'g Dept. designs & prepares POW. Customer pays the charges according to POW.
3"	See Conditions	See Conditions	The Eng'g Dept. designs & prepares POW. Customer pays the charges according to POW.
4"	See Conditions	See Conditions	The Eng'g Dept. designs & prepares POW. Customer pays the charges according to POW.
10"	See Conditions	See Conditions	The Eng'g Dept. designs & prepares POW. Customer pays the charges according to POW.

28. The COWD has *confirmed* the approval of the exemption from installation fee increase to all project under the **Vitens Evides International (VEI) Ridge to Coast Rain to Tap (R2CR2T) Project**. (B.R. No. 36, s-2022 dated April 11, 2022).
29. The COWD has *approved* the recommendation of the Management for the implementation of the **'Third Tranche of the Modified Salary Standardization Law V or SSL V'** pursuant to **National Budget Circular No. 588 dated January 03, 2022** and to authorize the General Manager, Bienvenido V. Batar, Jr. to sign all pertinent documents relative thereto. (B.R. No. 34, s-2022 dated March 25, 2022)
30. The COWD has *approved* the **CY 2022 Budget** in the amount of **Php 1,529,563,438.00**, subject to corrections and a quarterly review. (B.R. No. 001, s-2022 dated January 10, 2022).

31. The COWD has *resolved* to hire **Engr. Dexter Lo** to review the **Emergency Response Plan (ERP)** of COBI before it will be forwarded to the board for approval. (B.R. No. 46, s-2022 dated May 13, 2022).
32. The COWD has *approved* the request of Management to purchase the following vehicles to be charged to the 2022 budget. (B.R. No. 17, s-2022 dated February 22, 2022)

No. of Units	Type of Vehicle	Estimated Unit Cost (in Php)	Estimated Total Cost (in Php)
1	Boom Truck 6-Tonner	8,000,000.00	8,000,000.00
6	People Eqpt. Transport (L300 Standard)	1,400,000.00	8,400,000.00
2	People Eqpt. Transport (L300 with AC)	1,470,000.00	2,940,000.00
1	Water Tanker (10 cu.m. capacity)	8,000,000.00	8,000,000.00
20	Motorcycles	65,000.00	1,300,000.00
	Total		28,640,000.00

33. The COWD has *approved* the recommendation of Management to proceed with the procurement of **Bulk Water Supply for Pag-ibig Citihomes and Youngsville Subdivision** with a total volume requirement of **10,037,500 cubic meters** for a period of **twenty (20) years** subject to the legal requirements under RA 9184 and EO No. 91, series of 2019. (B.R. No. 12, s-2022 dated February 04, 2022).
34. The COWD has *approved* the purchase of **bulk water for CY 2022** for a total daily volume of **80,000 cubic meters per day** covering **60,000 cubic meters per day** for the **West Area** and **20,000 cubic meters per day** for the **East Area** at **Php 16.60 per cubic meters** or a total yearly volume of **29,200,000 cu.m.** amounting to **Php484,720,000.00** to be taken from the COWD approved 2022 Expense Budget. (B.R. No. 24, s-2022 dated March 09, 2022).
35. The COWD has *resolved* to transfer the amount of **Eighteen Million Five Hundred Ninety Nine Thousand Two Hundred Eighty Two Pesos only (Php 18,599,282.00)** from the **DBP - Corrales General Fund** to the following accounts: (B.R. No. 70, s-2022 dated July 19, 2022).
- | | |
|-----------------------------------------------------------|-------------------------------|
| A. Operating Reserve Fund-DBP Acct. No. 0810-020010-030 | P 8,282,521.08 |
| B. Capital Improvement Fund-DBP Acct. No. 0810-027324-030 | P 2,034,239.98 |
| C. Contingency Fund-DBP Acct. No. 0810-020017-031 | P 8,282,521.08 |
| TOTAL | <u>P 18,599,282.14</u> |
36. The COWD has *approved* to transfer the amount of **Thirteen Million Nine Hundred Twenty - Three Thousand Six Hundred Thirty - Two pesos and Fifty Two Centavos (Php 13,923,632.52)** from the **DBP-Corrales General Fund** with **Account No. 0810-020011-030** to **DBP-Pensions & Benefits Fund** with **Account No. 00-001467-810-6** intended for additional funding of the Monetization & Terminal Leave Benefits budget of employees for calendar year 2022. (B.R. No. 027, s-2022 dated March 25, 2022).
37. The COWD has *authorized* the General Manager, **Bienvenido V. Batar, Jr.** to reactivate the **LWUA-WD Joint Savings Account with DBP-Corrales Account No. 0810-02-7356-030** which has been dormant due to no transactions and to authorize the General Manager, **Bienvenido V. Batar, Jr.** and **Gemma B. Englisia**, Manager UDEV-4 representing Water Districts located in Mindanao as signatories for checks deposited in and withdrawal against said account and to perform other related official transactions. (B.R. No. 71, s-2022 dated July 19, 2022).
38. The COWD has *authorized* the General Manager, **Bienvenido V. Batar, Jr.** to reactivate the following dormant accounts and authorize **Bienvenido V. Batar, Jr.**, **Antonio B. Young** and **Evelyn O. Vasallo** as signatories for checks deposited in and withdrawn against said account and to perform other related transactions: (B.R. No. 79, s-2022 dated August 3, 2022).

Account Name	Account Number
COWD NHA CDO Bayanihan Village Ph1	0810-03-6899-030
COWD Sendong OP Grant	0810-02-8965-030
Customer Guaranty Deposit	0810-02-0018-080

39. The COWD has *resolved* for COWD to partner with the **Tertiary Colleges and Universities** on all services especially on the conduct of a **Survey on Customer Satisfaction**. (B.R. No. 103, s-2022 dated November 10, 2022).

40. The COWD has *resolved* to recommend to the **City Council** for the creation of a **Local Special Body on Water Management** for the purpose of providing technical advice to the **City Development Council** and the **City Council** relative to water. (B.R. No. 76, s-2022 dated August 03, 2022).
41. The COWD has *resolved* for COWD Management to request for participation in the **Barangay Development Council (BDC)**. (B.R. No. 77, s-2022 dated August 03, 2022).
42. For COWD to *take an active role* in the activities of the **Cagayan de Oro River Basin Management Council** particularly in helping the *Secretariat* to function more effectively. (B.R. No. 40, s-2022 dated April 26, 2022).
43. COWD has *resolved* that Cagayan de Oro City Water District (COWD) will conduct a *regular coordination meeting* with the **Department of Public Works and Highways (DPWH)** and the **City Engineers Office** to discuss matters relative to projects and activities to be undertaken by the said government agencies. (B.R. No. 53, s-2022 dated June 9, 2022).
44. The COWD has *resolved* that the Cagayan de Oro City Water District (COWD) will *establish a partnership* with the **Xavier University Social Development Cluster** for a collaboration on areas in *policy audit, emergency response, communications* and all others. Further moved that COWD will set a meeting with Engr. Dexter Lo, together with the board and the management to do brainstorming and discuss possible areas for collaboration. (B.R. No. 65, s-2022 dated July 07, 2022).
45. For COWD Management to *undertake* full investigation on the **Malasag Elementary School** *water connection* that for *more than two decades* they have been paying the school's water bill because they have not received water bill from COWD. (B.R. No. 39, s-2022 dated April 11, 2021).
46. The COWD has *requested* the *COWD legal counsel* to review and to file an opposition to the application for *certificate of public convenience* of **Pueblo De Oro Development Corporation**. (B.R. No. 38, s-2022 dated April 11, 2022).
47. The COWD has *authorized* the request of *Mrs. Gertrudes D. Banac* for the *restitution* of the **27-square meter parcel of land** amounting to **PhP 100,000.00** located at **Camaman-an**, Cagayan de Oro City, where the COWD reservoir is currently encroached, subject to the condition that the said property has no pending *Real Property Taxes, Liens, or Encumbrances* attached to or levying against it and to authorize the General Manager, **Bienvenido V. Batar, Jr.** to sign pertinent banking documents and other related documents for and in behalf of COWD. (B.R. No. 110, s-2022 dated November 28, 2022).
48. The COWD has *managed* well its **Provident Fund (PF)** and has benefited many qualified personnel through its various types of loans as shown in the table below with an interest charge of **8%** and service charge of **1%** only. (Reference: PF Board Resolution No. 85, s-2012).

Type of PROVIDENT FUND LOANS	Year					
	2022	2021	2020	2019	2018	2017
All-Purpose Loan	25	30	99	305	199	242
Dividend Loan	126	97	94	128	138	144
Emergency Loan	23	3	5	12	13	8
Employee's Cont. Loan	26	2	57	14	69	8
Salary Loan	10	15	20	34	29	13
Small Loan	45	43	61	149	97	76
Special Aid	26	47	48	248	320	187
Water Bill Loan	99	21	73	112	121	111
Special Legal Aid						
Calamity Loan					1	
C.N.A Loan	1	208				
S.R.I.	176					
Salary Loan - Staff	3	2	3	3	4	4
TOTAL	560	468	460	1,005	991	793

Note: The **total assets** of the COWD Provident Fund as of 2022 – **P 152,206,096.81**

49. The COWD has *approved* the release of the **COWD Year-end Bonus/13th month pay and Cash Gift for 2022**, to all employees of the District who have rendered actual service while occupying a regular and a casual position per Department of Budget and Management (DBM) Circular No. 2016-4, dated April 28, 2016 and CSC-COA-DBM Joint Circular No. 1, s-2018, dated November 9, 2018 in the total amount of **Php17,998,913.20**, to be released not earlier than November 15, 2022. (B.R. No. 104, s-2022 dated November 10, 2022)

50. The COWD has *authorized* the Management to release the **Productivity Enhancement Incentive** for FY 2022 to all employees of the District who have rendered actual service while occupying a regular, contractual or casual position, pursuant to *DBM Budget Circular No. 2017-4* dated December 4, 2017 in the amount of **Three Million Two Hundred Ten Thousand Pesos only (Php3,210,000.00)**. (B.R. No. 118, s-2022 dated December 16, 2022)
51. The COWD has *authorized* the release of the **Mid-Year Bonus 2022** to all employees of the District who have rendered actual service while occupying a regular and casual position per Budget Circular No. 2017-2 dated May 8, 2017 and **20% Premium for Job Order Employees** per Civil Service Commission (CSC), Commission on Audit (COA) and Department of Budget and Management (DBM) Joint Circular No. 1, s.2018, dated November 9, 2018, amounting to Fourteen Million Nine Hundred Seventy Five Thousand Pesos and **(Php14,975,000.00)**; to be released not earlier than May 15, 2022. (B.R. No. 48, s-2022 dated May 13, 2022)
52. The COWD has *authorized* Management to release the **Service Recognition Incentive (SRI) for FY 2022** to all employees of the District who have rendered actual service while occupying a *regular, contractual or Casual* position, pursuant to **Administrative Order No. 1** in the amount of *of Twenty Thousand Pesos (Php 20,000.00)* only per employee or in the total amount of *Twelve Million Eight Hundred Forty Thousand Pesos (Php 12,840,000.00)* only and to authorize the General Manager, Bienvenido V. Batar, Jr. to sign pertinent banking documents and other related documents for and in behalf of COWD. The schedule of releases are as follows:
(B.R. No. 119, s-2022 dated December 22, 2022)
- First release: *50% or Php 10,000.00 per employee* in the total amount of **Php 6,420,000.00** to be released before the end of 2022, subject to the availability of funds
 - Second release: *remaining 50% or Php 10,000.00 per employee* in the total amount of **Php 6,420,000.00** to be released in January 2023, subject to the availability of funds
53. The COWD has *approved* the request of the Management to release the **20% premium** for FY 2022 of *Job Order employees* of the District, pursuant to *CSC-COA-DBM Joint Circular No. 1, s.2018* dated November 9, 2018 in the amount of *Two Hundred Fifty One Thousand Seven Hundred Fifty Six Pesos (Php 251,756.00)* only; and to authorize the General Manager, Bienvenido V. Batar, Jr. to sign pertinent banking documents and other related documents for and in behalf of COWD. (B.R. No. 120, s-2022 dated December 22, 2022)
54. The COWD has *authorized* Management to release the **Service Recognition Incentive (SRI)** to *regular and casual employees* of the District, pursuant to *Administrative Order No. 45* and the **Gratuity Pay** to the job order pursuant to **Administrative Order No. 4 for FY 2021** in the amount of *of Six Million Six Hundred Ninety Thousand Pesos (Php6,690,000.00)* only to be taken from savings of payroll of regular and casual under the account of Personnel Service of each department. This is broken down as follows: (B.R. No. 002, s-2022 dated January 10, 2022)

	No. of Employees	Amount per Employee	Total
Regular	297	10,000.00	2,970,000.00
Casual	365	10,000.00	3,650,000.00
Job Order	14	5,000.00	70,000.00
Total	676	25,000.00	6,690,000.00

55. The COWD has *approved* the renewal of the **Retainership Agreement** of *Atty. Vincent Cromwell V. Serifa* with a monthly *Retainer's Fee* amounting to *Ten Thousand Pesos (Php10,000.00)*, effective July 1, 2022 to June 30, 2023, subject to the written approval of the **Office of the Government Corporate Counsel (OGCC)**, with the concurrence of the *Commission on Audit (COA)*; and the General Manager, Bienvenido V. Batar, Jr., to sign the Retainership Agreement, for and in behalf of the Cagayan de Oro City Water District (COWD).
(B.R. No. 59, s-2022 dated June 22, 2022)
56. The COWD has *authorized* Management to terminate the temporary investment of the **COWD Expansion and Operating Reserve** and transfer the amount of **Nine Million Two Hundred Seventy Six Thousand Three Hundred Thirty Two Pesos and Fifty Three Centavos (Php 9,276,332.53)** to the COWD General Fund - DBP Corrales intended for the estimated expenses for the month of January 2022 to be disbursed from the COWD General Fund.
(B.R. No. 003, s-2022 dated January 10, 2022)

57. The COWD has *approved* to close and transfer the amount of **Twenty Million Pesos (PhP 20,000,000.00)** from the DBP various accounts to the DBP General Fund, the details of which are as follows:
(B.R. No. 105 & 109, s-2022 dated November 10, 2022)

ACCOUNT NAME	AVAILABLE BALANCE (Current Account)	REQUEST FOR FUND TRANSFER
DBP-LWUA-COWD Joint Account	PhP 16,943,705.28	PhP 10,000,000.00
DBP-Contingency Fund	PhP 7,018,014.61	PhP 5,000,000.00
DBP-Expansion & Operating Reserve	PhP 6,285,232.39	PhP 5,000,000.00
TOTAL AMOUNT FOR FUND TRANSFER		PhP 20,000,000.00

58. The COWD has *resolved* for the Local Water Utilities Administration (LWUA) to transfer the amount of **Ten Million Pesos (PhP 10,000,000.00)** from the LWUA-COWD Joint Savings Account at DBP Corrales Branch to the General Fund at DBP Corrales Branch. (B.R. No. 115, s-2022 dated December 16, 2022)
59. The COWD has *approved* the creation of the *Special Bids and Awards Committee* for the **Purchase of Bulk Water Supply** at **Pag-ibig CitiHomes, Malanang Opol** and **Youngsville Subdivision, Igpit Opol** and shall compose of the following: (B.R. No. 28, s-2022 dated March 25, 2022)

Chairman	:	ANTONIO B. YOUNG
Vice Chairman	:	RHEDIA MARTINIETTA S. SALCEDO
Members	:	EDNA S. NAJEAL
	:	ALEX AUGUSTUS S. ABANGAN
	:	SULDIE D. LARANJO

60. The COWD has a **new set of officers** of the **Board of Directors** for 2023 per B.R. No. 001, S-23 dated January 03, 2023, as follows:

Chairman	:	DIR. NELIA B. LEE	- Business Sector
Vice-Chairman	:	DIR. DIXON Q. YASAY	- Professional Sector
Acting Secretary	:	DIR. JANET C. FLORENDO	- Women Sector
Member	:	DIR. ROLANDO M. PACURIBOT	- Education Sector
Member	:	DIR. GERRY J. CAÑO	- Civic Sector

Prepared by:


ANNALYN F. MACALOLOT
Senior Research Analyst A


Checked by:


JOSE JISELO P. ABRAGAN
Manager, Corporate Planning Div.

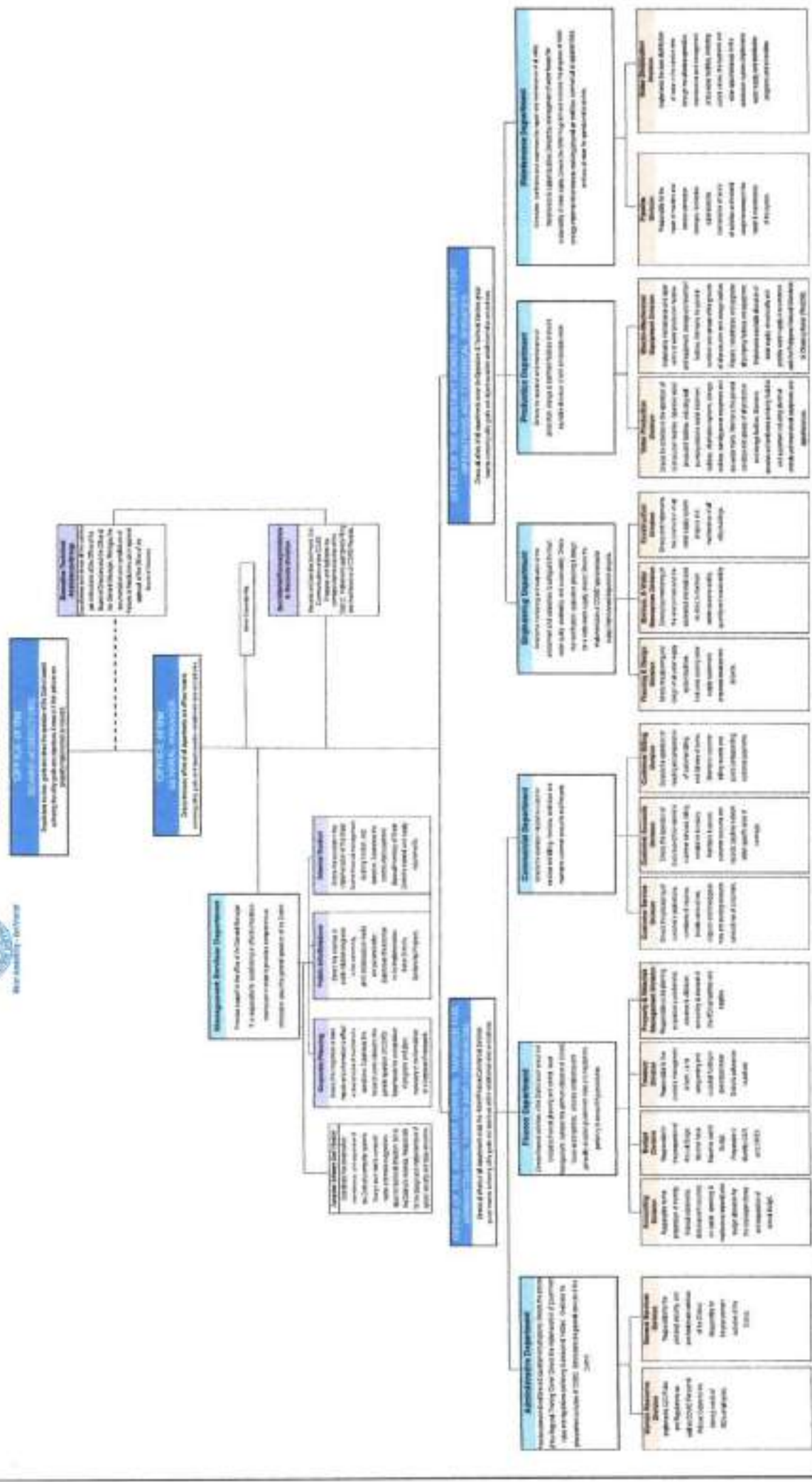
Noted by:


SULDIE D. LARANJO
Manager, Management Services Dept.

Approved by:


ANTONIO B. YOUNG
General Manager

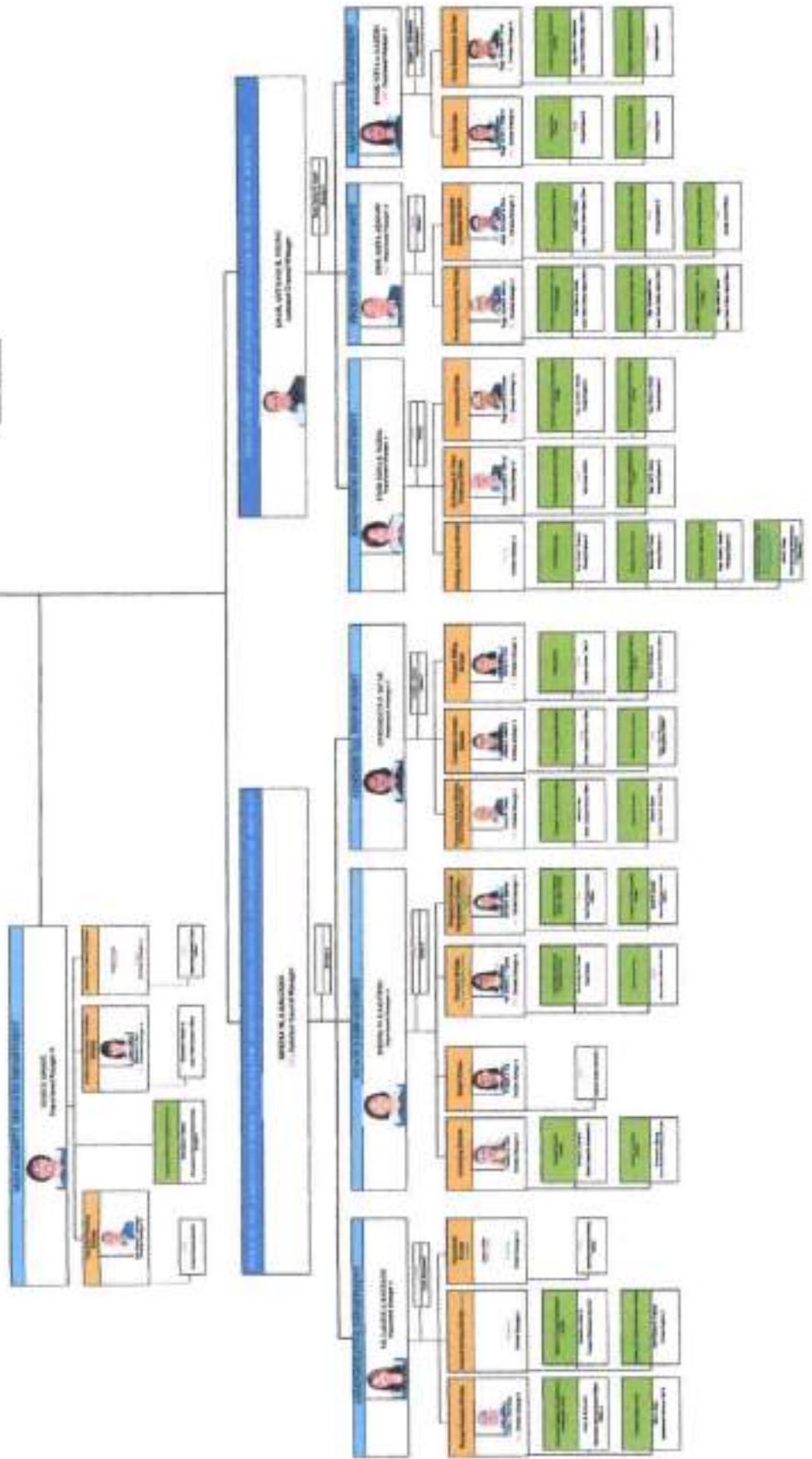
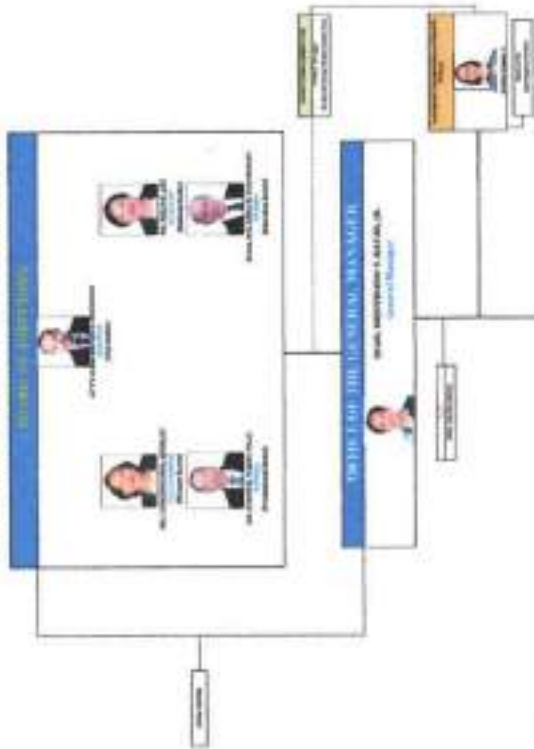
CAGAYAN DE ORO CITY WATER DISTRICT
FUNCTIONAL CHART



CAGAYAN DE ORO CITY WATER DISTRICT



Water Accessibility - Our Priority!



Republic of the Philippines
Cagayan de Oro City Water District
Plantilla of Personnel

For the Fiscal Year 2022

Department/GOCC		Bureau/Agency/Subsidiary													
CAGAYAN DE ORO CITY WATER DISTRICT															
I T E M	Item No.	Position Title	S G	S T E P	MONTHLY SALARY (pursuant to NBC 572 dated 1/3/18)		Area	T Y P E	L E V E L	Name of Incumbents		Date of Birth	Date of Original Appointment	Date of Last Promotion	S T A T U S
					2022	2023				Last Name	First Name				
OFFICE OF THE BOARD OF DIRECTORS															
A. EXECUTIVE TECHNICAL ASSISTANCE GROUP															
1	1	Technical Assistant A	22	1	66,903.00	77,511.00	10	D	K	VACANT	(Incumbent: na.)				
2	2	Technical Assistant B	20	2	56,633.00	58,181.00	10	D	A	ABRAGAN	ARMIE	2/4/1975	3/20/2001	1/16/2019	P
3	3	Minutes & Agenda Officer B	11	1	25,439.00	27,000.00	10	D	A	SEVILLANO	KAREEN	1/3/1981	10/27/2022		
OFFICE OF THE GENERAL MANAGER															
4	4	General Manager A	28	2	147,800.00	150,589.00	10	D	K	BATAR	BIENVENIDO, JR.	7/21/1961	12/16/1982	1/4/2019	C
5	5	Senior Corporate Attorney	21	1	62,448.00	63,997.00	10	D	K	VACANT					
6	6	Private Secretary B	15	1	35,087.00		10	D	A	PROPOSED					
SECRETARIAL/CORRESPONDENCE AND RECORDS DIVISION															
38	7	Division Manager A	24	1	88,410.00	90,078.00	10	D	K	VACANT	(Incumbent: na.)				
39	8	Supervising Records Officer	18	2	45,706.00	47,228.00	10	D	A	NERI	SHARON	7/15/1976	3/20/2001	9/1/2017	P
40	9	Records Officer A	15	2	38,566.00	40,088.00	10	D	A	SUSMIRAN	KATHERINE	3/23/1987	9/1/2017	none	P
41	10	Records Assistant	8	2	19,170.00	19,923.00	10	D	A	BELEN	JUSTINE NICOLE	4/30/1994	1/16/2019	none	P
42	11	Water/Sewerage Maintenance Man A	8	1	18,998.00	19,744.00	10	D	A	FAJARDO	CHRISTIAN NICO	12/14/1988	10/16/2021		P
43	12	Clerk Processor C	4	1	14,993.00	15,586.00	10	D	A	VACANT	(Incumbent: na.)				
MANAGEMENT SERVICES DEPARTMENT															
7	13	Department Manager A	25	2	116,748.00	117,933.00	10	D	K	LARANJO	SULDIE	8/3/1964	2/16/1990	10/1/2018	P
36	14	Secretary B	7	2	18,037.00	18,763.00	10	D	A	DELOSO	SWEETSELL	10/1/1995	1/16/2019	none	P
CORPORATE PLANNING DIVISION															
8	15	Division Manager A	24	1	88,410.00	90,078.00	10	D	K	ABRAGAN	JOSE JISELO	5/24/1973	3/20/2001	1/1/2012	P
9	16	Corporate Planning Specialist	18	1	45,393.00	46,725.00	10	D	A	VACANT	(Incumbent: na.)				
PLANNING AND MONITORING UNIT (NEW)															
17	Senior Corporate Planning Analyst	16	1	35,150.00						PROPOSED					
292	16	Research Assistant B	8	1	18,998.00	19,744.00	10	D	S	ENCARNACION	ANGELO	1/22/1987	10/16/2021	none	P
13	19	Liaison Aide	4	5	15,459.00	15,071.00	10	D	A	NAVARRO	ANALE	4/29/1975	4/1/2009	none	P
MANAGEMENT INFORMATION SERVICES UNIT (NEW)															
10	20	Senior Research Analyst A	16	2	38,566.00	40,088.00	10	D	A	MACALOLOT	ANNALYN	7/8/1993	3/1/2014	9/1/2017	P
11	21	Research Assistant B	8	2	19,170.00	19,923.00	10	D	A	RODA	GEEMARIE GRACE	9/27/1994	1/16/2019	none	P
INFORMATION AND COMMUNICATIONS TECHNOLOGY DIVISION (New Division from previously COMPUTER SOFTWARE AND DEVELOPMENT SECTION)															
14	22	Division Manager A	24	1	88,410.00		10	D	K	PROPOSED					
	23	Management Information/Systems Design Specialist B	18	3	45,216.00	47,738.00	10	D	A	YEBRON	PAUL G. JHON	1/5/1981	4/1/2008	none	P

Department/GOCC		Bureau/Agency/Subsidiary		Position Title	S T E P	MONTHLY SALARY (pursuant to NBC 572 dated 1/3/18)	Area	T Y P E	Name of Incumbents		Date of Birth	Date of Original Appointment	Date of Last Promotion	S T A T U S	
Item No	2023	Last Name	First Name						M						
SYSTEMS DEVELOPMENT AND APPLICATION UNIT (NEW)															
15	24	Senior Computer Services Programmer	16	8	41,172.00	10	D	A	CHAN	GARY NICHOL	G	5/15/1967	1/16/1991	9/23/1996	P
16	25	Senior Computer Services Programmer	16	1	38,150.00	10	D	A	PROPOSED						
17	26	Senior Computer Services Programmer	16	1	38,150.00	10	D	A	VACANT						
18	27	Senior Office Equipment Technician A	12	1	27,608.00	10	D	A	VACANT						
GEOGRAPHICAL INFORMATION SYSTEM (GIS) UNIT (NEW)															
17	28	Senior Computer Services Programmer	16	3	38,987.00	10	D	A	LONJOY	GRACE ANGEL	G	3/13/1982	3/1/2014	none	P
18	29	Senior Computer Services Programmer	16	1	38,150.00	10	D	A	PROPOSED						
19	30	Senior Office Equipment Technician A	12	2	27,892.00	10	D	A	TEOPIZ	EARL JHON	Q	7/10/1995	9/1/2017	none	T
COMMUNITY AND EXTERNAL AFFAIRS DIVISION (renamed: previously PUBLIC INFORMATION/RELATIONS DIVISION)															
20	31	Division Manager A	24	3	91,320.00	10	D	K	SAGRADO	LADELE	A	6/5/1963	2/21/1995	1/1/2015	P
21	32	Senior Public Relations Officer	18	1	45,203.00	10	D	A	YANCHA	BERNARDO JR.	B	9/18/1982	3/1/2014	6/1/2021	P
PUBLIC INFORMATION UNIT (NEW)															
22	33	Public Relations Officer A	15	2	35,475.00	10	D	A	JUDITH	MARIA NANETH	F	2/28/1975	3/1/2014	9/1/2017	P
23	34	Public Relations Assistant A	10	1	22,190.00	10	D	A	SALTIGA	RAE ANNE	M.L	3/27/1992	1/16/2019	10/16/2021	P
12	35	Liaison Aide	4	5	15,459.00	10	D	A	DELIMA	JUDEE	P	4/15/1974	4/1/2009	none	P
COMMUNITY RELATIONS UNIT (NEW)															
24	36	Senior Community Relations Officer	16	1	38,150.00				PROPOSED						
25	37	Public Relations Assistant B	8	1	18,995.00	10	D	A	VACANT						
INTERNAL AUDIT DIVISION (from INTERNAL CONTROL DIVISION)															
25	38	Division Manager A	24	1	68,410.00	10	D	K	VACANT						
26	39	Supervising Internal Control Officer	20	1	55,799.00	10	D	A	RUITA	LYRRALYN	A	3/25/1971	2/16/1994	6/1/2021	P
MANAGEMENT AUDIT UNIT (NEW)															
27	40	Senior Internal Control Officer A	18	6	48,860.00	10	D	A	QUIBLAT	MARISSA	C	11/20/1983	1/16/1989	10/1/1993	P
28	41	Internal Control Officer A	13	3	30,427.00	10	D	A	SANDOVAL	ARNOLD	A	7/29/1977	12/16/2002	3/1/2014	P
29	42	Internal Control Assistant A	10	1	22,190.00	10	D	A	VACANT						
30	43	Internal Control Assistant B	8	2	19,170.00	10	D	A	AMPER	MARK AUGUSTINE	C	8/27/1994	1/18/2019	none	P
OPERATIONS AUDIT UNIT (NEW)															
28	44	Senior Internal Control Officer A	18	2	45,765.00	10	D	A	GALARRITA	REYVIC	P	6/27/1972	5/16/2001	1/16/2019	P
29	45	Internal Control Officer A	13	1	29,788.00	10	D	A	CERIALES	CHARLYN	B	5/5/1979	1/16/2019	10/16/2021	P
30	46	Internal Control Assistant A	10	2	22,376.00	10	D	A	LABITAD	MARIAN	C	4/19/1975	1/16/2019	none	P
31	47	Internal Control Assistant B	6	1	18,995.00	10	D	A	VACANT						
OFFICE OF THE ASSISTANT GENERAL MANAGER FOR ADMINISTRATION AND FINANCE SERVICES (OFFICE OF THE ASSISTANT GENERAL MANAGER ADMINISTRATIVE, FINANCE AND COMMERCIAL SERVICES)															
35	48	Assistant General Manager	27	1	128,099.00	10	D	K	VACANT						
36	49	Secretary A	9	1	20,402.00	10	D	A	VACANT						
ADMINISTRATIVE SERVICES DEPARTMENT															
37	50	Department Manager A	25	1	113,891.00	10	D	K	VACANT						
38	51	Clark Processor B	5	1	10,877.00	10	D	A	VACANT						

Department/GOCC		Bureau/Agency/Subsidiary														
I T E M	Item No.	Position Title	S G	S T E P	MONTHLY SALARY (pursuant to NBC 572 dated 1/3/18)		Area	Name of Incumbents		Date of Birth	Date of Original Appointment	Date of Last Promotion	S T A T U S			
					2022	2023		Last Name	First Name					M		
HUMAN RESOURCE DIVISION																
44	52	<i>Division Manager A</i>	24	1	88,410.00	90,078.00	10	D	K	VACANT						
PERSONNEL WELFARE SECTION (NEW)																
54	53	Administrative Services Chief B	19	2	50,574.00	52,096.00	10	D	A	BORJA	SALLY	G	8/31/1968	2/1/2000	1/16/2019	P
COMPENSATION AND BENEFITS UNIT (NEW)																
46	54	Industrial Relations Management Officer A	15	1	35,097.00	36,619.00	10	D	A	MAGRINA	JOSEPH	A	5/7/1984	1/16/2018	7/16/2021	P.
51	53	<i>Clerk Processor B</i>	6	1	16,977.00	17,553.00	10	D	A	VACANT	<i>(vacant, n.)</i>					
52	56	Clerk Processor B	6	8	17,806.00	18,520.00	10	D	A	DADULAS	MARITES	U	9/5/1964	2/16/1990	10/16/1990	P
53	57	Clerk Processor B	6	1	16,877.00	16,877.00	10	D	A	REQUINO	CORLEONE		11/24/1991	7/16/2021		P.
MEDICAL SERVICES UNIT (from MEDICAL, HOUSEKEEPING AND SECURITY SERVICES (NEW)																
56	58	<i>Senior Industrial Nurse</i>	14	1	32,321.00	33,843.00	10	D	A	VACANT	<i>(vacant, n.)</i>					
59	59	Industrial Nurse	15	1	35,097.00	36,619.00	10	D	A	GAMBOA	MA. ALVIE LOURENE		12/11/1990	7/16/2021		P
57	60	Industrial Nurse	15	1	35,097.00	36,619.00	10	D	A	RAMIENTOS	CHARMAINE MAE	T	12/5/1985	7/16/2021		P
GENDER AND DEVELOPMENT UNIT (NEW)																
60	61	<i>Medical Services Assistant</i>	6	1	16,877.00	17,553.00	10	D	A	VACANT	<i>(vacant, n.)</i>					
111	62	<i>Accounting Processor B</i>	6	1	16,977.00	17,553.00	10	D	A	VACANT	<i>(vacant, budget div.)</i>					
MANPOWER PLANNING, RECRUITMENT AND DEVELOPMENT SECTION (NEW)																
45	63	Supervising Industrial Relations Management Officer A	19	2	50,574.00	52,096.00	10	D	A	FLORENDO	CECILE	A	7/28/1972	3/20/2001	1/16/2019	P
RECRUITMENT AND SELECTION UNIT (NEW)																
48	64	Senior Data Encoder Controller	11	5	25,600.00	28,161.00	10	D	A	CHAN	JEANNIE	E	9/14/1969	2/16/1993	9/1/2010	P
49	65	Data Encoder Controller	10	5	22,942.00	23,951.00	10	D	A	VALENZUELA	MERLE CORAZON	R	11/6/1965	10/16/1991	9/1/2010	P
TRAINING AND DEVELOPMENT UNIT (NEW)																
60	66	<i>Industrial Relations Development Assistant A</i>	10	1	22,190.00	23,176.00	10	D	A	VACANT	<i>(vacant, b.)</i>					
GENERAL SERVICES DIVISION																
67	67	Division Manager A	24	1	88,410.00		10	D	K	PROPOSED						
BUILDING AND GROUND MAINTENANCE SECTION																
57	68	Principal Engineer D	19	3	51,325.00	52,847.00	10	D	A	TAGLUCOF	JOHN D'EMEER	E	6/25/1971	12/16/1996	9/16/2016	P
BUILDING AND GROUNDS SERVICES UNIT (NEW)																
58	69	Administration Services Assistant C	8	2	19,170.00	19,923.00	10	D	A	JUDITH	JEFFERSON	K	5/28/1974	1/16/2019	none	P
51	70	Housekeeping Services Assistant	6	1	16,877.00	17,553.00	10	D	A	MELLIJOR	PABLO		6/20/1961	2/1/2003	7/16/2021	P
52	71	Housekeeping Services Assistant	6	3	17,137.00	17,824.00	10	D	A	FERNANDO	ROEL	A	10/11/1969	3/1/2014	none	P
58	72	Building Electrician B	6	2	17,007.00	17,688.00	10	D	A	COMING	NIÑO	J	1/19/1987	1/16/2019	none	T
66	73	Utility Worker A	3	2	14,234.00	14,792.00	10	D	A	SOLIS	ROLANDO	V	12/8/1965	1/16/2019	none	P
OFFICE EQUIPMENT AND SECURITY SERVICES UNIT (NEW)																
59	74	Reproduction Machine Operator A	7	2	18,037.00	18,763.00	10	D	A	BERNADEZ	ANTONIO	S	6/12/1958	3/1/2014	1/16/2019	P
63	75	<i>Utility Worker A</i>	3	1	14,125.00	14,678.00	10	D	A	VACANT	<i>(vacant, p.)</i>					
64	76	Utility Worker A	3	1	14,125.00	14,678.00	10	D	A	APAL	MARVIN	C	7/15/1981	7/16/2021	7/16/2021	P
65	77	Utility Worker A	3	2	14,234.00	14,792.00	10	D	A	CENA	JOSEPH	S	4/24/1971	1/16/2019	none	P

Department/GOCC		Bureau/Agency/Subsidiary		Area		Name of Incumbents		Date of Birth	Date of Original Appointment	Date of Last Promotion	STATUS	
I T E M	Rem. No.	Position Title	S G	S T E P	MONTHLY SALARY (pursuant to NBC 572 dated 1/3/18)		Last Name	First Name	M	O	P	
					2022	2023						
2023												
69	78	Utility Worker A	3	2	14,234.00	14,792.00	L A LABIS	ALEJANDRITO			1/15/2019	none
TRANSPORT AND GROUNDS MAINTENANCE SECTION (from VEHICLE/EQUIPMENT SECTION)												
442	79	Transport Maintenance Supervisor	18	8	48,860.00	50,382.00	S SAROL	FERNANDO, JR.	L		3/15/1983	10/30/1996
TRANSPORT AND EQUIPMENT UNIT (from MECHANICS UNIT)												
467	80	Auto Repair Foreman	14	8	34,819.00	36,341.00	D S LAREDE	ROMEO	R		2/15/1987	1/1/1995
445	81	Senior Auto Mechanic	10	2	22,376.00	23,370.00	D S GOYLAN	EDGARDO	P		12/16/1996	1/16/2019
488	82	Auto Mechanic A	9	1	20,402.00	21,211.00	D S LEGASPI	OLIVER MARIO	M		2/18/1991	7/16/2021
489	83	Welder A	8	1	18,998.00	19,744.00	D S NAINGUE	HAROLD	T		7/15/1980	
470	84	Welder A	8	1	18,998.00	19,744.00	D S VACANT					
471	85	Auto Mechanic C	4	1	14,993.00	15,585.00	D S CAINGIN	GEORGE	D		7/15/2021	
472	86	Auto Mechanic C	4	7	15,698.00	16,318.00	D S REQUINO	JOSE, JR.	P		12/16/2002	none
473	87	Auto Mechanic C	4	7	15,698.00	16,318.00	D S AMPIER	POMPOSO, JR.	M		2/18/2000	none
474	88	Auto Mechanic C	4	2	15,109.00	15,705.00	D S SALIRING	NICO DELFIN	S		1/15/2019	none
475	89	Auto Mechanic C	4	2	15,109.00	15,705.00	D S SABURAO	ARVIN	N		2/24/1974	none
476	90	Auto Mechanic C	4	2	15,109.00	15,705.00	D S GARCIA	CHRISTIAN	D		1/15/2019	none
477	91	Plant Helper C	4	1	14,993.00	15,585.00	D S BAGAS	ROGER	B		7/15/2021	
TRANSPORT OPERATION UNIT (from OPERATOR'S UNIT)												
443	92	Transport Officer A	15	3	35,858.00	37,380.00	D S OREDINA	JOSEPH LOU	C		3/1/2014	none
446	93	Heavy Equipment Operator	9	2	20,872.00	21,388.00	D S GABUTAN	JASON	A		1/18/2019	none
447	94	Light Equipment Operator	6	7	15,877.00	17,553.00	D S VACANT					
448	95	Light Equipment Operator	6	1	15,877.00	17,553.00	D S RUITA	LEO	N		3/20/2001	7/16/2021
449	96	Driver	4	8	15,818.00	16,443.00	D A SALCEDO	FREDERICK	E		12/16/1987	none
450	97	Driver	4	1	14,993.00	15,585.00	D S DAANG	TIRSO, JR.	U		3/15/2021	
451	98	Driver	4	1	14,993.00	15,585.00	D S CASENAS	LEUREMER	D		3/15/2021	
452	99	Driver	4	2	15,109.00	15,706.00	D S GUINITARAN	ERWIN	J		1/18/2019	none
453	100	Driver	4	1	14,993.00	15,585.00	D S VACANT					
454	101	Driver	4	8	15,818.00	16,443.00	D S AVENIDO	DANILO	T		10/28/1996	3/20/2001
455	102	Driver	4	8	15,818.00	16,443.00	D S BACTONG	CHRISTIAN	M		3/20/2001	none
456	103	Driver	4	2	15,109.00	15,706.00	D S FELICILDA	CHARLITO	M		12/16/2002	1/16/2019
457	104	Driver	4	7	14,993.00	15,585.00	D S VACANT					
458	105	Driver	4	6	15,818.00	16,443.00	D S TORILLO	RUDY	U		3/20/2001	none
459	106	Driver	4	6	15,818.00	16,443.00	D S VILLAREAL	NCEL	N		3/20/2001	none
460	107	Driver	4	2	15,109.00	15,706.00	D S RODRIGUEZ	ROLLY	E		1/18/2019	none
461	108	Driver	4	5	15,459.00	16,071.00	D S SIMBA	ROLAND	N		12/16/2002	4/1/2009
462	109	Driver	4	6	15,577.00	16,193.00	D S ABALLE	JESSIE	C		3/31/2006	none
463	110	Utility Worker A	3	1	14,125.00	14,678.00	D S CAYLO	BARRY	V		7/15/2021	none
464	111	Utility Worker A	3	7	14,790.00	15,369.00	D S GABATO	RONALD	T		12/16/2002	none
465	112	Utility Worker A	3	1	14,125.00	14,678.00	D S YANIEZ	REY ASTER	A		7/15/2021	none

Department/GOCC		Bureau/Agency/Subsidiary											
I T E M	Item No.	Position Title	S G	S T E P	MONTHLY SALARY (pursuant to NBC 572 dated 1/3/18)		Area	Name of Incumbents		Date of Birth	Date of Original Appointment	Date of Last Promotion	S T A T U S
					2022	2023		Last Name	First Name				
2023	466	Utility Worker B	1	2	12,621.00	13,109.00	10 D S	LAGO	RICKY	12/16/1972	1/16/2019	none	P
PROCUREMENT SECTION (from PROCUREMENT DIVISION)													
70	114	Supervising Materials Planning Officer	18	1	49,835.00	51,357.00	10 D A	VACANT	(absent, n.i)				
71	115	Material Planning/ Procurement Officer A	16	2	38,666.00	40,086.00	10 D A	LLENAS	MARIBETH	9/17/1961	3/1/2014	1/16/2019	P
72	118	Procurement Officer B	15	2	35,475.00	36,997.00	10 D A	CASEÑAS	JOSEPH	01/15/1975	3/1/2014	none	P
147	117	Property/ Supply Officer B	12	2	27,892.00	29,449.00	10 D A	RUFINO	KRISTA AIZEL	12/20/1989	1/16/2019	none	P
73	118	Procurement Assistant A	9	2	20,672.00	21,388.00	10 D A	UBAY-UBAY	EDGARDO	11/2/1986	1/16/2019	none	P
14	119	Clerk Processor C	4	1	14,593.00	15,586.00	10 D A	VACANT	(absent, n.i)				
FINANCE DEPARTMENT													
15	120	Department Manager A	26	1	113,891.00	116,040.00	10 D K	VACANT	(absent, n.i)				
26	121	Secretary B	7	1	17,899.00	18,620.00	10 D A	VACANT					
ACCOUNTING DIVISION													
77	122	Division Manager A	24	1	88,410.00	90,078.00	10 D K	CHIU	VANESSA	4/1/1963	5/8/2006	11/15/2021	P
GENERAL ACCOUNTING SECTION													
88	123	Senior Financial Planning Specialist	20	1	55,799.00	57,347.00	10 D A	CHONG	FRANCES	9/20/1962	6/16/1988	6/1/2021	P
DISBURSEMENT PROCESSING UNIT													
89	124	Financial Planning Specialist B	16	1	45,303.00	46,735.00	10 D A	VACANT	(absent, n.i)				
90	125	Senior Corporate Accountant C	16	2	38,566.00	40,088.00	10 D A	DIAZ	QUENNY EARL	4/10/1993	9/1/2017	none	P
91	126	Senior Accounting Processor B	10	2	22,376.00	23,370.00	10 D A	ARCILLAS	HELEN	1/13/1973	3/1/2014	1/16/2019	P
PAYROLL AND REMITTANCE PROCESSING UNIT (NEW)													
94	127	Senior Corporate Accountant A	16	2	45,706.00	47,228.00	10 D A	CAPARIDA	CHERIEL	2/13/1985	9/1/2017	1/16/2019	P
91	128	Senior Corporate Accountant C	16	1	38,150.00	39,672.00	10 D A	VACANT	(absent, n.i)				
96	129	Senior Accounting Processor A	12	1	27,668.00	29,185.00	10 D A	VACANT	(absent, n.i)				
86	130	Accounting Processor A	6	1	18,998.00	19,744.00	10 D A	MINGUITO	MARIA THERESA	6/10/1984	9/1/2021		P
96	131	Accounting Processor A	6	1	18,998.00	19,744.00	10 D A	VACANT					
FINANCIAL RECORDS SECTION													
132	132	Finance Officer C	19	1	49,835.00		10 D A	PROPOSED					
CORPORATE ACCOUNTS UNIT (NEW)													
79	133	Senior Corporate Accountant A	18	3	46,216.00	47,738.00	10 D A	TOLENTINO	ROSELYN	1/12/1990	9/16/2016	none	P
95	134	Corporate Account Analyst	13	1	29,798.00	31,320.00	10 D A	ALLADO	JOCHING	10/27/1964	1/16/2019	9/1/2021	P
85	135	Senior Accounting Processor B	10	1	22,190.00	23,176.00	10 D A	MATALUM	IAN PALIL	11/19/1963	9/1/2021		P
106	136	Accounting Processor A	6	1	18,998.00	19,744.00	10 D A	VACANT					
INVENTORY PROCESSING UNIT (NEW)													
80	137	Financial Planning Specialist B	18	3	45,216.00	47,738.00	10 D A	UMARAN	LILIAN	4/14/1966	12/16/2002	9/16/2016	P
82	138	Senior Financial Planning Analyst	15	2	35,475.00	36,997.00	10 D A	BELLO	LIBERTINE	6/12/1964	10/1/1993	1/16/2019	P
84	139	Senior Accounting Processor A	12	3	28,180.00	29,737.00	10 D A	OLEGARIO	ELISA	10/28/1968	12/16/2002	8/10/2009	P
97	140	Accounting Processor A	6	1	18,998.00	19,744.00	10 D A	VACANT					
BUDGET DIVISION													

Department/GOCC		Bureau/Agency/Subsidiary		Position Title	S T E P	MONTHLY SALARY (pursuant to NBC 572 dated 1/3/18)	Area	Name of Incumbents		Date of Birth	Date of Original Appointment	Date of Last Promotion	S T A T U S		
I T E M	Item No.	2022	2023					Last Name	First Name					M	
2023	100	141	Division Manager A		24	88,410.00	10	D	K DIAZ	VIRGINIA	J	2/3/1964	2/18/1990	1/15/2021	P
	102	142	Finance Officer C		19	49,835.00	10	D	K PROPOSED						
OPERATING AND MAINTENANCE EXPENSE ALLOCATION UNIT															
	103	143	Corporate Budget Specialist A		18	45,503.00	10	D	K VACANT	(Jobbing, J)					
	104	144	Corporate Budget Officer C		13	29,798.00	10	D	K VACANT	(Insh, C)					
	108	145	Corporate Budget Analyst B		12	27,892.00	10	D	A BAHIAN	JOVELYN	S	9/12/1987	3/1/2014	9/1/2017	P
	104	148	Corporate Budget Analyst B		12	27,508.00	10	D	A VACANT	(Jobbing, J)					
CAPEX ALLOCATION UNIT															
	107	148	Corporate Budget Officer C		13	30,111.00	10	D	K BAGAY	JAY-AR	B	7/29/1986	10/20/2017	none	P
	109	147	Corporate Budget Assistant		8	18,998.00	10	D	A BAGAY	JESSA	B	10/2/1989	9/1/2021		P
TREASURY DIVISION (from CASH MANAGEMENT DIVISION)															
	112	148	Division Manager A		24	85,410.00	10	D	K VACANT						
CASH, DISBURSEMENT AND INVESTMENT SECTION (from CASH AND DISBURSEMENT SECTION)															
	113	150	Head Cashier		19	51,325.00	10	D	A VASALLO	IMA EVELYN	O	7/27/1963	4/18/1990	9/16/2016	P
DISBURSEMENT UNIT (NEW)															
	114	151	Cashier A		18	38,566.00	10	D	A RAMIRO	MARISA MAY	L	5/19/1986	10/1/1992	9/1/2017	P
	117	152	Cashier C		12	27,608.00	10	D	A RAMOSO	CHARLYN	J	12/27/1994	1/18/2019	9/1/2021	P
	119	153	Cashiering Assistant		8	18,998.00	10	D	A PATANA	RHOVIN	B	9/12/1977	9/1/2021		P
	120	154	Cashiering Assistant		8	18,998.00	10	D	A VACANT	(Jobbing, J)					
CASH AND INVESTMENT UNIT (NEW)															
	115	155	Cashier A		16	38,150.00	10	D	K PROPOSED						
	115	156	Cashier B		16	32,321.00	10	D	A VACANT	(Jobbing, M F)					
	116	157	Cashier C		12	27,892.00	10	D	A BAGUIO	KEN	B	10/9/1986	1/18/2019	none	P
COLLECTION SECTION															
	121	158	Supervising Collector Officer		19	49,835.00	10	D	A VACANT	(Jobbing, J)					
CENTRAL OFFICE UNIT (NEW)															
	122	159	Senior Cashier		18	47,254.00	10	D	A IBAYA	VIDIAMOR	A	6/3/1963	1/18/1988	8/10/2009	P
	123	160	Cashier A		16	38,566.00	10	D	A NAMOCOT	NORIAN	C	1/28/1965	11/1/1996	9/1/2017	P
	125	161	Cashier B		14	33,722.00	10	D	A TERRADO	ANGELA	S	6/29/1986	5/18/1990	8/10/2009	P
	83	162	Corporate Account Analyst		13	30,111.00	10	D	A BASALAN	FATIMA	A	2/7/1960	9/18/2004	1/16/2019	P
	118	163	Cashier C		10	22,190.00	10	D	A VACANT	(Jobbing, C)					
	129	184	Cashiering Assistant		8	19,170.00	10	D	A WE	GISELLE	G	9/5/1981	1/16/2019	none	P
	136	165	Cashiering Assistant		8	18,998.00	10	D	A VACANT						
KALUSWAGAN SUB-OFFICE UNIT (NEW)															
	128	166	Cashier A		16	38,150.00	10	D	K PROPOSED						
	128	167	Cashier D		10	22,376.00	10	D	A PABILLARAN	KENNY JEAN	A	5/1/1991	1/18/2019	none	P
MACASANDIG SUB-OFFICE UNIT (NEW)															
	128	168	Cashier A		16	38,150.00	10	D	K PROPOSED						

Department/GOCC		Bureau/Agency/Subsidiary										S T A T U S		
I T E M	Item No.	Position Title	S G	S T E P	MONTHLY SALARY (pursuant to NBC 572 dated 1/3/18)	Area		Name of Incumbents		Date of Birth	Date of Appointment	Date of Last Promotion		
						C O D E	L E V E L	Last Name	First Name				M	
2023	159	Cashier D	10	2	22,376.00	23,370.00	D A	GALOLO,	JANEL DIONNE	Y	10/23/1987	1/16/2029	none	P
TIN-AD SUB-OFFICE UNIT (NEW)														
174	170	Collection Officer	15	1	35,697.00	36,619.00	70	D A	VACANT					
176	171	Cashier C	12	1	27,608.00	28,165.00	10	D A	VACANT					
FIELD COLLECTION UNIT (NEW)														
172		Cashier A	16	1	38,150.00		10	D K	PROPOSED					
173		Collection Representative B	8	1	18,998.00	19,744.00	10	D A	VACANT					
174		Collection Assistant	6	1	16,877.00	17,553.00	10	D A	VACANT					
175		Collection Assistant	6	1	16,877.00	17,553.00	10	D A	VACANT					
176		Collection Assistant	6	1	16,877.00	17,553.00	10	D A	VACANT					
177		Collection Assistant	6	1	16,877.00	17,553.00	10	D A	VACANT					
PROPERTY AND MATERIALS MANAGEMENT DIVISION (from PROPERTY & SUPPLIES MANAGEMENT DIVISION)														
178	178	Division Manager A	24	1	85,470.00	90,028.00	70	D K	VACANT					
179	179	Supervising Property/Supply Officer	18	1	45,203.00	46,725.00	16	D A	VACANT					
MATERIALS AND EQUIPMENT QUALITY CONTROL SECTION (from RECEIVING/RELEASING SECTION)														
QUALITY CONTROL UNIT (NEW)														
180	180	Senior Property /Supply Officer A	16	4	38,413.00	40,935.00	10	D A	VILLEGAS		11/25/1969	2/16/1994	3/1/2012	P
181	181	Property Supply Officer B	12	1	27,008.00	29,195.00	10	D A	VACANT					
182	182	Property Supply Assistant B	8	2	19,170.00	19,923.00	10	D A	AZELONE		9/5/1996	1/16/2019	none	P
183	183	Clerk Processor C	4	1	14,293.00	15,268.00	10	D A	VACANT					
RECORDS AND LICENSING UNIT (NEW)														
184	184	Clerk Processor C	4	8	15,818.00	15,443.00	10	D A	DEDICATORIA		5/11/1960	2/16/1989	1/1/1990	P
PROPERTY AND WAREHOUSING SECTION from PROPERTY PROCESSING AND CONTROL SECTION														
185	185	Supervising Property /Supply Officer	18	2	45,706.00	47,228.00	10	D A	BONDAL		8/21/1961	2/16/1986	9/1/2017	P
186	186	Senior Material Planning Officer	17	1	41,505.00	43,036.00	18	D A	VACANT					
187	187	Property/Supply Officer B	12	2	27,892.00	29,449.00	10	D A	KIUMSALA		10/3/1975	3/1/2014	1/16/2019	P
188	188	Storekeeper A	11	2	25,723.00	27,284.00	10	D A	CAPISTRANO		8/10/1982	1/16/2019	none	P
189	189	Storekeeper B	9	1	20,402.00	21,211.00	10	D A	CASINILLO		1/7/1976	none	9/1/2021	P
190	190	Property/Supply Assistant B	6	1	18,999.00	19,744.00	10	D A	VACANT					
191	191	Storekeeper C	6	1	18,977.00	17,553.00	10	D A	VACANT					
192	192	Utility Worker A	3	7	14,790.00	15,369.00	10	D A	BAHIAN		12/23/1962	12/12/2002	none	P
COMMERCIAL DEPARTMENT														
195	195	Department Manager A	26	3	117,639.00	119,858.00	10	D K	BATAR		6/15/1959	1/1/1990	1/25/2016	P
196	196	Secretary B	7	1	17,899.00	18,620.00	10	D A	SALVADOR		6/28/1990	10/16/2021		P
CUSTOMER BILLING DIVISION														
197	197	Division Manager A	24	1	85,470.00	90,028.00	70	D K	VACANT					
198	198	Computer Services Chief B	18	1	45,203.00	46,725.00	10	D A	VACANT					

Department/GOCC CAGAYAN DE ORO CITY WATER DISTRICT										Bureau/Agency/Subsidiary						
I T E M	Item No.	Position Title	MONTHLY SALARY (pursuant to NBC 572 dated 1/3/18)		S G	S T E P	Area	Name of Incumbents		Date of Birth	Date of Original Appointment	Date of Last Promotion	S T A T U S			
			2022	2023				Last Name	First Name					M		
BILLING UNIT																
2023																
233	199	Supervising Data Analyst Controller	17	1	41,508.00	43,030.00	10	D	A	DUMALE	RAUL	B	3/25/1973	3/20/2001	6/18/2021	P
234	200	Accounting Processor A	6	1	18,998.00	19,744.00	10	C	A	VACANT						
234	201	Data Encoder Controller	10	2	22,376.00	23,370.00	10	D	A	NOBLE	SANDRA	D	5/13/1963	2/16/1993	1/1/2000	P
235	202	Data Encoder Controller	10	2	22,376.00	23,370.00	10	D	A	HALIBAS	ROCEL	L	5/22/1984	1/16/1992	none	P
236	203	Data Encoder	7	1	17,899.00	18,620.00	10	D	A	SUSMIRAN	DIANA ROSE	C	1/11/1988	10/16/2021		
POSTING UNIT																
238	204	Supervising Data Analyst Controller	17	1	41,508.00	43,030.00	10	D	A	BRUCE	ROMMEL	O	1/9/1977	9/15/2004	6/18/2021	P
238	204	Supervising Data Analyst Controller	13	2	30,111.00	31,633.00	10	D	A	OLVIDA	JUDY	L	6/21/1964	3/1/2014	9/1/2017	P
239	205	Data Analyst Controller	10	1	22,190.00	23,178.00	10	D	A	VACANT						
239	206	Data Encoder Controller	4	1	14,903.00	15,586.00	10	D	A	VACANT						
240	207	Customer Service Assistant E	4	1	14,903.00	15,586.00	10	D	A	VACANT						
237	208	Data Encoder	7	1	17,899.00	18,620.00	10	D	A	DAGUIMOL	MARRIAN	E	9/27/1964	10/16/2021		
METER READING AND BILL DELIVERY SECTION-EAST																
241	209	Senior Customer Service Officer	18	4	46,731.00	48,253.00	10	D	A	ESTRADA	PETER, JR.	P	12/30/1966	12/15/1996	1/1/2012	P
242	210	Customer Service Officer A	16	2	38,565.00	40,086.00	10	D	A	SIMENE	JOHN ARIEL	Y	6/2/1972	3/20/2001	9/1/2017	P
252	211	Customer Service Assistant A	12	1	27,608.00	29,165.00	10	D	A	MADRIGAL	BRYAN IAN	C	10/4/1986	1/16/2019	10/16/2021	P
249	212	Customer Service Assistant A	12	1	27,608.00	29,165.00	10	D	A	LOMOLJO	DIOVIS ADRIAN	M	7/3/1989	1/16/2019	10/16/2021	P
247	213	Customer Service Assistant A	12	2	27,892.00	29,449.00	10	D	A	PEPITO	ATANCIO	G	5/2/1973	9/16/2004	1/16/2019	P
255	214	Customer Service Assistant D	8	1	16,877.00	17,953.00	10	D	A	VACANT						
256	215	Customer Service Assistant E	4	1	14,993.00	15,586.00	10	D	A	VACANT						
257	216	Customer Service Assistant E	4	1	14,993.00	15,586.00	10	D	A	VACANT						
262	217	Customer Service Assistant E	4	1	14,993.00	15,586.00	10	D	A	VACANT						
263	218	Customer Service Assistant E	4	1	14,993.00	15,586.00	10	D	A	VACANT						
264	219	Customer Service Assistant E	4	1	14,993.00	15,586.00	10	D	A	VACANT						
259	220	Water/Sewerage Maintenance Man C	4	8	15,818.00	16,443.00	10	D	A	STA. RITA	JUANITO	A	10/8/1965	10/28/1996	none	P
METER READING AND BILL DELIVERY SECTION-WEST																
221	221	Administrative Services Chief B	19	1	49,835.00	51,410.00	10	D	K	PROPOSED						
243	222	Customer Service Officer A	16	1	38,160.00	39,872.00	10	D	A	VACANT						
250	223	Customer Service Assistant A	12	1	27,668.00	29,165.00	10	D	A	GALINDO	RODNE	S	4/24/1975	10/16/2021		P
251	224	Customer Service Assistant A	12	1	27,668.00	29,165.00	10	D	A	VACANT						
248	225	Customer Service Assistant C	8	1	18,988.00	19,744.00	10	D	A	PARREL	MICHAEL ROBERT	Y	9/23/1990	10/16/2021	none	P
244	226	Customer Service Assistant E	4	8	15,818.00	16,443.00	10	D	A	GALLEGO	FERDINAND	S	8/20/1959	10/16/1991	none	P
255	227	Customer Service Assistant E	4	1	14,993.00	15,586.00	10	D	A	VACANT						
260	228	Water/Sewerage Maintenance Man C	4	8	15,818.00	16,443.00	10	D	A	VACANT						
256	229	Water/Sewerage Maintenance Man C	4	1	14,993.00	15,586.00	10	D	A	VACANT						
261	230	Customer Service Assistant E	4	1	14,993.00	15,586.00	10	D	A	VACANT						
268	231	Customer Service Assistant E	4	1	14,993.00	15,586.00	10	D	A	VACANT						
267	232	Customer Service Assistant E	4	1	14,993.00	15,586.00	10	D	A	VACANT						

Department/GOCC CAGAYAN DE ORO CITY WATER DISTRICT										Bureau/Agency/Subsidiary			
I T E M	Item No.	Position Title	S G	S T E P	MONTHLY SALARY (pursuant to NBC 572 dated 1/3/18)		Area	Name of Incumbents		Date of Birth	Date of Original Appointment	Date of Last Promotion	
					2022	2023		Last Name	First Name				M
2023													
		CUSTOMER ACCOUNTS DIVISION											
155	233	Division Manager A	24	1	88,410.00	90,078.00	10 D K	JAMERO	ANNIE	L	10/19/1967	1/15/1992	11/15/2021
					ACCOUNT ASSESSMENT SECTION - EAST								
156	234	Senior Customer Service Officer	18	1	45,203.00	46,723.00	10 C A	VACANT	(personnel, a.)				
					ACCOUNTS ASSESSMENT-EAST UNIT (NEW)								
214	235	Customer Service Officer A	16	4	39,413.00	40,935.00	10 D A	MUTIA	LILIBETH	A	4/25/1968	12/15/1996	3/1/2012
197	236	Corporate Account Analyst	13	2	30,111.00	31,633.00	10 D A	SERINA	JOHN MICHAEL	P	8/5/1983	9/1/2017	1/6/2019
166	237	Clerk Processor A	8	1	18,998.00	19,744.00	10 D A	BONGBONG	CRESTE JOY	S	11/20/1985	10/16/2021	
99	238	Accounting Processor A	8	1			10 D A	VACANT	(finance-actg Div.)				
110	239	Accounting Processor A	8	1	18,208.00	19,744.00	10 D A	VACANT	(finance-actg Div.)				
					RECONNECTION-EAST UNIT								
176	240	Water/Sewerage Maintenance Man B	6	1	16,877.00	17,553.00	10 D A	UBAY-LUBAY	IAN	J	10/10/1973	1/15/2019	10/16/2021
216	241	Water/Sewerage Maintenance Man C	4	2	15,109.00	15,706.00	10 D A	BARON	ERNESTO	D	5/30/1961	1/15/2019	none
210	242	Water/Sewerage Maintenance Man C	4	1	14,993.00	15,589.00	10 D A	VACANT	(fullname, a.)				
					DISCONNECTION-EAST UNIT								
205	243	Water/Sewerage Maintenance Man A	8	1	18,998.00	19,744.00	10 D A	BABIA	MIGUEL	C	9/9/1962	10/16/2021	10/16/2021
207	244	Water/Sewerage Maintenance Man C	4	1	14,993.00	15,589.00	10 D A	VACANT	(personnel, a.)				
202	245	Water/Sewerage Maintenance Man A	8	1	18,208.00	19,744.00	10 D A	VACANT	(personnel, a.)				
203	246	Water/Sewerage Maintenance Man C	4	1	14,993.00	15,589.00	10 D A	ALFABETO	GASPAR	N	1/6/1967	10/16/2021	10/16/2021
					DISCONNECTION NOTICE AND DEMAND LETTERS DELIVERY-EAST UNIT								
					ACCOUNT ASSESSMENT SECTION- WEST								
247		Administrative Services Chief B	19	1	48,835.00		10 D K	PROPOSED					
					ACCOUNTS ASSESSMENT-WEST UNIT (NEW)								
211	248	Customer Service Officer A	16	2	38,566.00	40,088.00	10 D A	EBARAT	MA. ROWENA	V	12/28/1967	12/7/1996	9/1/2017
199	249	Customer Service Officer B	14	2	32,665.00	34,187.00	10 D A	CABUNOC	LIOVIR	J	9/16/1989	1/16/2019	none
157	250	Customer Service Assistant C	8	1	18,998.00	19,744.00	10 D A	VACANT	(personnel, a.)				
200	251	Customer Service Assistant C	8	1	18,558.00	19,744.00	10 D A	VACANT	(mobile, s.)				
105	252	Accounting Processor A	8	1	18,998.00	19,744.00	10 D A	VACANT	(finance-actg Div.)				
					RECONNECTION-WEST UNIT								
212	253	Water/Sewerage Maintenance Man A	8	1	18,998.00	19,744.00	10 D A	AYUBAN	BAYANI	B	9/30/1966	4/1/2009	10/16/2021
213	254	Water/Sewerage Maintenance Man B	6	1	16,877.00	17,553.00	10 D A	VACANT					
194	255	Water/Sewerage Maintenance Man C	4	2	15,109.00	15,706.00	10 D A	CASENAS	REUBEN	E	11/30/1985	1/15/2019	none
					DISCONNECTION-WEST UNIT								
206	256	Water/Sewerage Maintenance Man A	8	2	19,170.00	19,923.00	10 D A	SILMA	JOVITO	M	12/22/1973	3/15/2008	1/16/2019
209	257	Water/Sewerage Maintenance Man C	4	1	14,993.00	15,589.00	10 D A	PACURSA	RIO	G	9/3/1968	10/16/2021	
					DISCONNECTION NOTICE AND DEMAND LETTERS DELIVERY-WEST UNIT								
217	258	Water/Sewerage Maintenance Man C	4	2	15,199.00	15,706.00	10 D A	TOLENTINO	JOHNEL	D	9/15/1989	1/15/2019	none
208	259	Water/Sewerage Maintenance Man C	4	1	14,993.00	15,589.00	10 D A	MACAMAY	RENATO	A	6/3/1978	10/16/2021	

Department/GOCC		Bureau/Agency/Subsidiary		Position Title		MONTHLY SALARY (pursuant to NBC 572 dated 1/3/18)		Area		Name of Incumbents		Date of Birth	Date of Original Appointment	Date of Last Promotion	STATUS
I T E M	Item No.	S G	S T E P	2022		2023		C O D E	T Y P E	L E V E L	Last Name	First Name	M		
				2022	2023	2022	2023								
CUSTOMER SERVICES DIVISION															
154	360		34	1	55,410.00	90,078.00		10	D	K	VACANT				
158	261		18	3	46,216.00	47,736.00		10	D	A	WAO SHIRDY	E	5/16/2001	9/16/2016	P
COMPLAINTS/REQUEST RESPONSE UNIT (from CUSTOMER COMPLAINTS/REQUEST RECEIVING UNIT)															
159	282		16	1	38,750.00	39,672.00		10	D	A	VACANT				
162	263		12	8	29,673.00	31,230.00		10	D	A	ABADAY LORIMER	C	10/1/1981	1/1/1992	P
165	264		8	2	19,170.00	19,923.00		10	D	A	PABORALINAN MICHELLE ANNE	G	5/5/1994	1/16/2019	P
NEW INSTALLATION APPLICATION PROCESSING UNIT															
155	265		16	2	38,566.00	40,088.00		10	D	A	EGARGO AMALIA	M	1/7/1960	9/1/2017	P
160	368		14	1	33,321.00	33,843.00		10	D	A	VACANT				
156	267		12	2	27,892.00	29,449.00		10	D	A	GENTILES DORIS	B	10/28/1963	9/16/1993	P
RECONNECTION AND PARTIAL PAYMENT PROCESSING UNIT															
196	268		16	2	38,566.00	40,088.00		10	D	A	CABAHUG JOJIE MAY	B	5/5/1992	9/1/2017	P
163	269		10	1	25,195.00	23,176.00		10	D	A	VACANT				
164	270		8	2	18,170.00	19,923.00		10	D	A	BARLISAN TAHITA RENZA	L	2/19/1996	1/16/2019	P
CUSTOMER CARE SERVICE SECTION															
167	271		18	3	46,216.00	47,738.00		10	D	A	DACER LARRY	R	2/2/1972	12/16/1996	Z, Grace Joy
168	272		15	2	38,566.00	40,088.00		10	D	A	YANEZ GRACE JOY	C	10/24/1977	9/1/2017	none
PRE-INSPECTION UNIT															
169	273		15	2	38,566.00	40,088.00		10	D	A	SAJONIA EDIBERT	Q	8/22/1977	9/16/2004	9/1/2017
170	274		14	2	32,665.00	34,187.00		10	D	A	ORTEGA HEATHCLIFF	B	4/11/1983	10/20/2017	none
171	275		14	2	32,665.00	34,187.00		10	D	A	LIM GIBSON	M	9/7/1959	9/1/2017	none
175	276		4	2	15,109.00	15,706.00		10	D	A	DEDICATORIA BERNARDO, JR.	T	3/25/1986	1/16/2019	none
POST INSPECTION UNIT															
173	277		16	2	38,566.00	40,088.00		10	D	A	DOROMAL JOFRAN	P	4/2/1972	3/20/2001	9/1/2017
172	278		14	2	32,665.00	34,187.00		10	D	A	RAPIRAP RUEL	A	2/15/1981	3/1/2014	9/1/2017
161	279		12	2	27,892.00	29,449.00		10	D	A	TOLENTINO NOREEN LAURENCE	N	11/24/1968	2/16/1993	1/16/2019
174	280		6	1	16,877.00	17,553.00		10	D	A	OBSIOMA HEZIR	Y	8/25/1982	3/15/2021	none
INSPECTION- HIGH CONSUMPTION UNIT (NEW)															
245	281		16	1	38,156.00	39,672.00		10	D	A	VACANT				
246	282		12	1	27,608.00	29,165.00		10	D	A	MISO ANTHONY EZEKIEL	E	9/10/1991	1/19/2019	10/16/2021
253	283		12	3	28,180.00	29,737.00		10	D	A	YAMJUT STEVE JERIC	N	5/10/1965	5/16/1993	3/1/2014
254	284		6	1	18,988.00	19,744.00		10	D	A	VACANT				
CUSTOMER CARE DIVISION- BRANCH OPERATION (from Branch Services Division)															
285			24	1	88,410.00			10	D	K	PROPOSED				
218	286		16	1	45,203.00	46,723.00		10	D	A	VACANT				
287	287		6	1	18,877.00	17,563.00		10	D	A	VACANT				
CUSTOMER ACCOUNTS PROCESSING UNIT															

Department/GOCC CAGAYAN DE ORO CITY WATER DISTRICT										Bureau/Agency/Subsidiary		Date of Birth	Date of Original Appointment	Date of Last Promotion	STATUS	
ITEM	Item No.	Position Title	S G	S T E P	MONTHLY SALARY (pursuant to NBC 572 dated 1/3/18)		Area	Name of Incumbents		L E V E L						
					2022	2023		Last Name	First Name		M					
2023																
	202	Accounting Processor B	6	1	16,877.00	17,553.00	10	VACANT	SHEIRA			10/16/2021				
	219	Customer Service Assistant C	6	1	18,998.00	19,744.00	10	A	BERNARDO							
INSPECTION AND RECONNECTION UNIT																
	220	Water/Sewerage Maintenance Head	16	1	38,150.00	39,672.00	10	A	ALMOJUELA			1/1/2000	10/16/2021			
	221	Water/Sewerage Maintenance Man A	6	2	19,170.00	19,923.00	10	A	YANEZ			4/1/2009	1/16/2019			
	222	Water/Sewerage Maintenance Man C	4	8	15,818.00	16,443.00	10	A	CALALIN			1/1/1995	none			
METER READING AND BILL DELIVERY UNIT																
	223	Customer Service Assistant C	6	8	20,233.00	21,028.00	10	A	PAIGALAN			10/16/1988	1/1/1993			
	224	Customer Service Assistant C	6	1	18,998.00	19,744.00	10	A	VACANT							
	225	Customer Service Assistant D	6	1	16,877.00	17,553.00	10	A	VACANT							
NOTICE DELIVERY UNIT (NEW)																
	226	Water/Sewerage Maintenance Man C	4	1	14,993.00	15,586.00	10	A	PADUA			10/16/2021				
	227	Water/Sewerage Maintenance Man C	4	2	15,109.00	15,706.00	10	A	SALAZAR			1/16/2019	none			
DISCONNECTION UNIT																
	228	Water/Sewerage Maintenance Man C	4	1	14,993.00	15,566.00	10	A	PACLAR			10/16/2021				
	229	Water/Sewerage Maintenance Man C	4	2	15,109.00	15,706.00	10	A	PAYLA			1/16/2019	none			
	230	Water/Sewerage Maintenance Man C	4	2	15,109.00	15,706.00	10	A	EBDALIN			1/16/2019	none			
OFFICE OF THE ASSISTANT GENERAL MANAGER FOR TECHNICAL SERVICES																
	268	Assistant General Manager B	27	1	126,696.00	131,324.00	10	D	K YOUNG			3/16/1997	01/15/2015			
	269	Secretary A	9	2	20,672.00	21,388.00	10	D	A AMPIT			5/22/1991	1/16/2019	none		
ENGINEERING DEPARTMENT																
	270	Department Manager A	26	1	112,697.00	116,865.00	10	D	K VACANT							
	271	Secretary B	7	1	12,899.00	13,620.00	10	D	A VACANT							
PLANNING & DESIGN DIVISION																
	272	Division Manager A	24	3	91,320.00	93,043.00	10	D	S LADERA			9/16/1993	1/15/2015			
	273	Principal Engineer D	19	4	62,068.00	63,610.00	10	D	S BAGARES			7/7/1995	1/1/2012			
	274	Senior Engineer A	16	2	38,566.00	40,088.00	10	D	S SURALTA			9/1/2017	none			
	275	Senior Engineer A	16	2	38,566.00	40,088.00	10	D	S ESTAKO			9/1/2017	none			
	278	Senior Draftsman	11	8	27,514.00	28,075.00	10	D	S MULAWAN			1/16/1991	none			
	276	Engineering Assistant B	8	1	18,998.00	19,744.00	10	D	S JUNTONG			10/16/2021				
PIPELINE SYSTEM SECTION																
	280	Principal Engineer D	19	2	60,574.00	62,096.00	10	D	S FERIDO			9/1/2017	none			
	281	Senior Engineer A	16	2	38,566.00	40,088.00	10	D	S DESEO			9/1/2017	none			
	282	Senior Engineer A	16	2	38,566.00	40,088.00	10	D	S ARABEJO			9/1/2017	none			
	283	Engineer A	14	2	32,865.00	34,187.00	10	D	S CABATUAN			9/1/2017	none			
	285	Senior Engineer A	16	2	38,566.00	40,088.00	10	D	S EVANGELISTA			1/16/2019	none			

Department/GOCC CAGAYAN DE ORO CITY WATER DISTRICT										Bureau/Agency/Subsidiary			
I T E M	Item No.	Position Title	S G	S T E P	MONTHLY SALARY (pursuant to NBC 572 dated 1/3/18)		Area		Names of Incumbents		Date of Birth	Date of Original Appointment	Date of Last Promotion
					2022	2023	C O D E	L E V E L	Last Name	First Name			
2023	315	Engineering Assistant B	8	1	18,998.00	19,744.00	10	D	S	NADALA	SHIELA	10/16/2021	
286	316	Draftsman A	8	3	19,343.00	20,104.00	10	D	S	JOACUIN	CRIS REY	3/1/2014	none
ENVIRONMENT AND WATER RESOURCES DIVISION (from ENVIRONMENTAL & WATERSHED DIVISION)													
287	317	Division Manager A	24	1	80,413.00	90,078.00	10	D	K	VACANT		9/1/1997	9/18/2016
SEWERAGE AND SANITATION SECTION (from ENVIRONMENTAL AND WATERSHED SECTION)													
277	318	Supervising Architect	18	1	45,203.00	46,129.00	10	D	S	VACANT			
288	319	Waterbed Forester	15	1	35,087.00	36,619.00	10	D	S	VACANT			
289	320	Environmental Analyst	12	1	27,608.00	29,155.00	10	D	S	VACANT			
290	321	Forestry Assistant B	8	1	18,908.00	19,744.00	10	D	S	VACANT			
WATER RESOURCES MANAGEMENT SECTION													
310	322	Principal Engineer D	19	3	51,325.00	52,847.00	10	D	S	JAMERO	JOEL	1/1/2000	9/16/2016
365	323	Senior Engineer A	16	2	38,566.00	40,088.00	10	D	S	SALARDA	EULJUN	9/1/2017	none
283	324	Engineering Assistant B	8	2	15,170.00	15,923.00	10	D	S	TUVILLA	YOSEF EDGAR	1/18/2019	none
CONSTRUCTION DIVISION													
294	325	Division Manager A	24	3	91,320.00	93,043.00	10	D	K	NAJEAJ	EDNA	7/3/1995	1/15/2015
MAINLINES EXPANSION AND REHABILITATION SECTION (from PIPELINE AND CONSTRUCTION SECTION)													
295	326	Principal Engineer D	19	3	51,325.00	52,847.00	10	D	S	BAGUJIN	AZENETH	9/18/2016	none
291	327	Supervising Engineer A	18	1	45,203.00	46,129.00	10	D	S	VACANT			
296	328	Senior Engineer A	16	2	38,566.00	40,088.00	10	D	S	NG	WILFREDO	9/1/2017	none
297	329	Senior Engineer A	16	2	38,566.00	40,088.00	10	D	S	REYES	KHYRYLL MAE	9/1/2017	none
306	330	Senior Engineer A	16	2	38,566.00	40,088.00	10	D	S	CAINGLES	ARNOLD CHRISTOPH	9/1/2017	none
307	331	Engineering Assistant B	8	2	19,170.00	19,923.00	10	D	S	SABIT	AGNES MARIE	1/18/2029	none
299	332	Water/Sewerage Maintenance Man B	6	1	16,977.00	17,563.00	10	D	S	VACANT			
300	333	Water/Sewerage Maintenance Man B	6	8	17,806.00	18,520.00	10	D	S	UMARAN	RONIE SR.	2/18/1988	1/1/1992
301	334	Water/Sewerage Maintenance Man C	4	8	18,818.00	19,443.00	10	D	S	ESTONILLO	DANILO	10/28/1996	none
302	335	Carpenter B	3	1	14,135.00	14,678.00	10	D	S	BAJAO	NELSON	10/16/2021	
303	336	Utility Worker A	3	7	14,790.00	15,389.00	10	D	S	YANEZ	DANILO	12/16/2002	none
309	337	Carpenter B	3	1	14,135.00	14,678.00	10	D	S	TOLENTINO	BRYAN	10/16/2021	
304	338	Utility Worker A	3	2	14,234.00	14,792.00	10	D	S	TAGOCON	DANTE	1/18/2019	none
GENERAL IMPROVEMENT AND CIVIL WORKS SECTION (from METER STUB-OUT AND GENERAL CONSTRUCTION SECTION)													
305	339	Principal Engineer D	19	4	62,088.00	63,610.00	10	D	S	ECHANO	MOSES	10/28/1995	1/2/2012
311	340	Senior Engineer A	16	2	38,566.00	40,088.00	10	D	S	SECOR	REYNALDO, JR.	9/1/2017	none
485	341	Water/Sewerage Maintenance Head	16	2	38,566.00	40,088.00	10	D	S	MINDAJAO	VINCENT	1/18/1999	9/1/2017
486	342	Senior Welder	10	1	22,190.00	23,176.00	10	D	S	ESPERAS	ELMERTO	5/1/2008	10/18/2021
487	343	Senior Welder	10	1	22,190.00	23,176.00	10	D	S	TEJADA	JULITO	3/1/2014	10/18/2021
312	344	Supervising Carpenter	9	2	20,572.00	21,388.00	10	D	S	CABLOGAN	JEROME	1/18/2019	none
313	345	Senior Carpenter	8	2	19,170.00	19,923.00	10	D	S	WAO	LARYVELLE	1/18/2019	none
314	346	Office Equipment Technician A	8	2	19,170.00	19,923.00	10	D	S	BAGARES	NIC ZENON	1/18/2019	none

Department/GOCC		Bureau/Agency/Subsidiary											
CAGAYAN DE ORO CITY WATER DISTRICT		Position Title		MONTHLY SALARY (pursuant to NBC 572 dated 1/3/18)		Area		Name of Incumbents		Date of Birth	Date of Original Appointment	Date of Last Promotion	S T A T U S
Item No.		S G	S T E P	2022	2023	C O D E	L E V E L	Last Name	First Name	M			
2023		8	2	19,170.00	19,923.00	10	D S	OGATES	DANILO	A	2/10/1989	1/15/2019	none
489	Welder A	8	2	19,170.00	19,923.00	10	D S	ABAO	ALLAN	B	1/7/1973	1/15/2019	none
298	Welder A	8	2	19,170.00	19,923.00	10	D S	BARANGOT	CHRISTOPHER	L	5/13/1987	1/15/2019	none
488	Welder A	6	2	17,007.00	17,688.00	10	D S	COLANCE	ALEX	B	10/4/1961	1/15/2019	none
315	Water/Sewerage Maintenance Man B	6	2	17,007.00	17,688.00	10	D S	ORCAJO	RONALD REY	B	11/9/1985	1/15/2019	none
316	Building Electrician B	6	1	16,877.00	17,553.00	10	D S	VACANT	(caballero, b.)				
492	Welder B	6	1	16,877.00	17,553.00	10	D S	VACANT	(tejada, j.)				
491	Welder B	6	1	16,877.00	17,553.00	10	D S	VACANT	(esperas, b.)				
492	Welder B	3	8	14,903.00	15,486.00	10	D S	PACTOLERIN	LORETO	J	3/4/1969	5/15/2001	none
319	Painter B	3	2	14,234.00	14,792.00	10	D S	UIA-O	WILKARH	D	4/21/1974	1/15/2019	none
317	Carpenter B												
NEW SERVICE CONNECTION DIVISION (NEW)		24	1	86,410.00		10	D K	PROPOSED					
357	Division Manager A												
NEW SERVICE CONNECTION - EAST (from NEW SERVICE INSTALLATION SECTION)		16	2	45,706.00	47,228.00	10	D A	CHIONG	ALLAN	D	7/15/1973	9/23/1997	1/15/2019
177	Water/Sewerage Maintenance General Foreman	16	2	38,566.00	40,088.00	10	D A	DAYA	RICKY	F	3/6/1969	3/1/2014	1/16/2019
180	Water/Sewerage Maintenance Head	16	2	38,566.00	40,088.00	10	D A	ORLANDA	EMMANUEL	M	9/21/1996	4/1/2009	9/1/2017
181	Water/Sewerage Maintenance Head	8	1	18,998.00	19,744.00	10	D A	CARILLO	AGUSTIN	B	8/28/1965	1/15/1988	10/16/2021
178	Water/Sewerage Maintenance Man A	6	2	17,007.00	17,688.00	10	D S	TABIAN	ROGER	B	8/8/1971	9/15/2004	1/15/2019
308	Water/Sewerage Maintenance Man B	6	3	17,137.00	17,824.00	10	D A	BACTONG	BLANDO	C	1/8/1969	3/1/2014	none
179	Water/Sewerage Maintenance Man B	4	6	15,577.00	16,193.00	10	D A	CAJELLA	ALEXANDER	S	1/13/1974	3/15/2006	none
185	Water/Sewerage Maintenance Man B	4	2	15,109.00	15,705.00	10	D A	CUERQUIS	EDZEL	D	3/3/1976	1/15/2019	none
190	Water/Sewerage Maintenance Man C												
189	Water/Sewerage Maintenance Man C												
NEW SERVICE CONNECTION - WEST (from NEW SERVICE INSTALLATION SECTION)		19	3	51,325.00	52,847.00	10	D S	EMPLEO	JENNIE	L	4/28/1980	5/1/2008	9/15/2016
284	Principal Engineer D	16	4	39,413.00	40,935.00	10	D A	PABILLARAN	ANTONIO	P	6/13/1959	7/15/1993	3/1/2012
182	Water/Sewerage Maintenance Head	8	1	18,998.00	19,744.00	10	D A	VACANT	(tejada, r.)				
183	Water/Sewerage Maintenance Man A	8	2	19,170.00	19,923.00	10	D A	DELFINO	ARTEMIO	R	10/26/1973	3/1/2014	1/16/2019
184	Water/Sewerage Maintenance Man A	6	1	16,877.00	17,553.00	10	D A	VACANT	(carpio, e.)				
158	Water/Sewerage Maintenance Man B	6	1	16,877.00	17,553.00	10	D A	VACANT	(daya, r.)				
187	Water/Sewerage Maintenance Man B	6	1	16,877.00	17,553.00	10	D A	VACANT	(cogquedes, r.)				
188	Customer Service Assistant D	4	1	14,993.00	15,586.00	10	D A	VACANT					
191	Water/Sewerage Maintenance Man C	4	2	16,199.00	16,782.00	10	D A	PACUBAS	MICHAEL	M	9/29/1965	1/15/2019	none
204	Water/Sewerage Maintenance Man C	3	1	14,125.00	14,678.00	10	D S	RAGASAJO	RYAN	L	2/22/1991	10/16/2021	
318	Utility Worker A												
OFFICE OF THE ASSISTANT GENERAL MANAGER FOR OPERATIONS (PROPOSED)		27	1	129,696.00	0	10	D K	PROPOSED					
377	Assistant General Manager B	6	1	18,877.00	17,553.00	10	D S	VACANT					
393	Chief Procurement Officer												
PRODUCTION DEPARTMENT		25	1	113,891.00	118,040.00	10	D K	VACANT	(resure, b.)				
329	Department Manager A												

Department/GOCC		Bureau/Agency/Subsidiary		Position Title		MONTHLY SALARY (pursuant to NBC 572 dated 1/3/18)		Area	T	L	Name of Incumbents		Date of Birth	Date of Original Appointment	Date of Last Promotion	S	
I	T	E	M	S	G	S	T	C	Y	E	Last Name	First Name	M			A	
Item No.				2022	2023			O	P	V						T	
2023								E	L							S	
351		Secretary B		17,599.00	18,620.00	10	D	A	VACANT								
WATER PRODUCTION DIVISION (from PRODUCTION OPERATIONS DIVISION)																	
352		Division Manager A		95,416.00	90,078.00	10	D	K	VACANT								
FACILITIES OPERATION SECTION - EAST 1 (MACASANDIG) (from CENTRAL STATION WATER RESOURCES FACILITIES OPERATION SECTION)																	
353		Senior Water Utilities Management Officer		45,303.00	46,725.00	10	D	S	VACANT								
BOOSTER STATION OPERATION EAST 1 UNIT																	
324		Water Utilities Management Officer A		38,150.00	39,672.00	10	D	S	CASTIGON		ANNILYN		G	8/25/1984	1/15/2019	7/16/2021	P
325		Senior Water Resources Facilities Operator A		22,196.00	23,176.00	10	D	S	BERNARDO		MANUEL		R	8/19/1968	4/1/2009	7/16/2021	T
327		Water Resources Facilities Operator A		19,170.00	19,923.00	10	D	S	MAGNA		GERMAN		C	10/24/1969	3/1/2014	1/16/2019	P
328		Water Resources Facilities Operator B		16,877.00	17,553.00	10	D	S	INFARTE		ROLANDO, JR.		S	5/10/1993	7/16/2021	7/16/2021	T
PRODUCTION WELLS OPERATION EAST 1 UNIT																	
331		Water Utilities Management Officer A		38,566.00	40,088.00	10	D	S	CASTRO		ANTHONY		V	7/31/1984	9/1/2017	none	P
332		Senior Water Resources Facilities Operator A		22,376.00	23,370.00	10	D	S	ABESAMIS		ROMARICO, JR.		T	1/5/1978	3/31/2006	1/16/2019	P
333		Senior Water Resources Facilities Operator A		22,563.00	23,565.00	10	D	S	PARREL		MICHAEL		C	9/1/1961	2/15/1993	3/1/2014	P
334		Water Resources Facilities Operator A		19,170.00	19,923.00	10	D	S	BONAYOG		DONY		P	8/7/1969	5/1/2008	1/16/2019	P
335		Water Resources Facilities Operator B		16,877.00	17,553.00	10	D	S	AGAWIN		JAY CLARK		A	1/29/1989	7/15/2021	7/16/2021	T
349		Water Resources Facilities Operator A		19,170.00	19,923.00	10	D	S	GAMOLO		VICENTE		D	6/17/1973	1/15/2019	none	T
351		Water Resources Facilities Operator B		16,877.00	17,553.00	10	D	S	VACANT								
329		Chief Processor C		14,993.00	15,506.00	10	D	A	VACANT								
FACILITIES OPERATION SECTION - EAST 2 (BUGO) (from EAST SUB-STATION/CENTRAL STATION WATER RESOURCES FACILITIES OPERATION SECTION)																	
352		Senior Water Utilities Management Officer A		47,264.00	48,776.00	10	D	S	IBARRA		ALADIN		B	12/16/1964	2/15/1993	4/1/2009	P
BOOSTER STATION OPERATION EAST 2 UNIT																	
353		Water Utilities Management Officer A		38,566.00	40,088.00	10	D	S	DY		ELIEZER		L	3/27/1983	9/1/2017	none	P
354		Senior Water Resources Facilities Operator A		22,196.00	23,176.00	10	D	S	VACANT								
356		Water Resources Facilities Operator A		18,998.00	19,744.00	10	D	S	TENESTRANTE		DANILO		L	8/8/1982	1/15/2019	7/16/2021	T
357		Water Resources Facilities Operator B		16,877.00	17,553.00	10	D	S	METUDA		RICKY		B	8/16/1973	7/15/2021	7/16/2021	T
PRODUCTION WELLS OPERATION EAST 2 UNIT (BUGO)																	
358		Water Utilities Management Officer A		38,566.00	40,088.00	10	D	S	OCCENA		DARRYL FRANCIS		J	12/3/1993	1/15/2019	none	P
355		Senior Water Resources Facilities Operator A		22,376.00	23,370.00	10	D	S	UY		NOEL		R	1/13/1969	5/15/2001	1/16/2019	P
359		Water Resources Facilities Operator A		18,998.00	19,744.00	10	D	S	ALIGATO		NILO		F	2/20/1967	1/15/2019	7/16/2021	T
361		Water Resources Facilities Operator B		16,877.00	17,553.00	10	D	S	DEL SOCORA		JONLY		P	7/4/1984	7/15/2021	7/16/2021	T
PRODUCTION WELLS OPERATION EAST 3 UNIT (TABLON)																	
359		Senior Water Resources Facilities Operator A		22,196.00	23,176.00	10	D	S	VACANT								
326		Senior Water Resources Facilities Operator A		22,376.00	23,370.00	10	D	S	HANGINAN		WEBSTER GERALD		B	11/26/1969	12/16/2002	1/16/2019	P
360		Water Resources Facilities Operator A		18,998.00	19,744.00	10	D	S	VACANT								
362		Water Resources Facilities Operator B		16,877.00	17,553.00	10	D	S	VACANT								
FACILITIES OPERATION SECTION - WEST (from WEST SUB-STATION WATER RESOURCES FACILITIES OPERATION SECTION)																	
358		Senior Water Utilities Management Officer		48,860.00	50,382.00	10	D	S	ROA		RAYMOND		R	5/21/1964	2/12/1987	1/1/1965	P

Department/GOCC CAGAYAN DE ORO CITY WATER DISTRICT		Bureau/Agency/Subsidiary		Position Title		MONTHLY SALARY (pursuant to NBC 572 dated 1/3/18)		Area		Name of Incumbents		Date of Birth	Date of Original Appointment	Date of Last Promotion	STATUS			
Item No.	Item No.	STEP	STEP	Code	Code	2022	2023	Code	Code	Last Name	First Name	MM	DD	MM	DD	MM	DD	
BOOSTER STATION OPERATION WEST UNIT (BALULANG)																		
337	409	16	1	D	S	38,150.00	39,672.00	10	D	S	RAFAEL	A	9/22/1990	7/16/2021	7/16/2021		P	
338	410	10	1	D	S	23,190.00	23,190.00	10	D	S	VACANT							
340	411	8	1	D	S	18,998.00	19,744.00	10	D	S	MARIO	D	2/26/1980	2/26/1980	1/16/2019		T	
341	412	6	1	D	S	16,877.00	17,553.00	10	D	S	JONATHAN REY	N	5/21/1975	7/16/2021	7/16/2021		T	
PRODUCTION WELLS OPERATION WEST 1 UNIT (CALAANAN)																		
342	413	16	2	D	A	38,566.00	40,068.00	10	D	A	SIGMUND	H	8/22/1989	1/16/2019	none		P	
343	414	10	1	D	S	23,190.00	23,190.00	10	D	S	VACANT							
345	415	8	2	D	S	19,170.00	19,923.00	10	D	S	DAGUMOL	D	4/23/1967	3/1/2014	1/15/2019		P	
346	416	6	1	D	S	16,877.00	17,553.00	10	D	S	VACANT			7/16/2021				
PRODUCTION WELLS OPERATION WEST 2 UNIT																		
347	417	16	2	D	S	38,566.00	40,068.00	10	D	S	GIMENA	B	7/27/1972	9/1/2017	none		P	
344	418	10	3	D	S	23,563.00	23,565.00	10	D	S	TANA	O	9/7/1970	1/16/1999	3/1/2014		P	
348	419	8	1	D	S	18,998.00	19,744.00	10	D	S	RAMONAL	C	8/7/1981	1/16/2019	7/16/2021		T	
350	420	6	1	D	S	16,877.00	17,553.00	10	D	S	YANEZ	B	6/13/1989	7/16/2021		T		
ELECTRO MECHANICAL EQUIPMENT DIVISION																		
441	421	24	2	D	K	89,953.00	91,548.00	10	D	K	ALEX AGUSTUS	S	5/29/1963	3/16/1993	8/1/2017		P	
PRODUCTION FACILITIES REPAIR SECTION (FROM PRODUCTION FACILITIES AND FABRICATION SECTION)																		
478	422	19	1	D	S	49,335.00	51,387.00	10	D	S	SUNIEL Richo A.	A	12/18/1961	2/16/1993	6/1/2021		P	
479	423	16	1	D	S	38,150.00	39,672.00	10	D	S	PLATITAS	E	12/15/1969	3/20/2001	7/16/2021		P	
480	424	12	1	D	S	27,608.00	29,165.00	10	D	S	VACANT							
481	425	12	1	D	S	27,608.00	29,165.00	10	D	S	TAYLARAN	D	12/20/1967	7/16/2021		T		
482	426	12	2	D	S	27,992.00	29,449.00	10	D	S	RATUNIL	J	3/4/1974	1/1/2000	3/1/2014		P	
483	427	4	1	D	S	14,993.00	15,586.00	10	D	S	TAALA	B	12/2/1978	7/16/2021		P		
484	428	4	1	D	D	14,993.00	15,586.00	10	D	D	VACANT							
PREVENTIVE MAINTENANCE SECTION																		
364	429	18	2	D	S	45,706.00	47,228.00	10	D	S	CABANAZ	V	7/18/1970	7/7/1995	1/16/2019		P	
366	430	12	2	D	S	27,892.00	29,449.00	10	D	S	TOCLE	M	2/8/1989	9/1/2017	none		P	
367	431	12	1	D	S	27,608.00	29,165.00	10	D	S	VACANT							
368	432	10	2	D	S	22,376.00	23,370.00	10	D	S	GAZO	A	8/15/1970	3/1/2014	1/16/2019		T	
369	433	8	2	D	S	19,170.00	19,923.00	10	D	S	LACAYA	C	11/28/1965	2/16/1993	1/16/2019		T	
370	434	16	1	D	S	30,190.00	31,672.00	10	D	S	VACANT							
371	435	14	1	D	S	32,321.00	33,843.00	10	D	S	VACANT							
372	436	10	3	D	S	23,563.00	23,565.00	10	D	S	BONSILAO	B	1/9/1973	4/1/2009	3/1/2014		P	
373	437	10	2	D	S	22,376.00	23,370.00	10	D	S	GEMOTO	E	2/28/1975	1/16/2019	none		T	
374	438	8	2	D	S	19,170.00	19,923.00	10	D	S	RANA	B	4/5/1981	1/16/2019	none		T	
WATER QUALITY DIVISION (NEW)																		
439	439	24	1	D	K	88,410.00	90,078.00	10	D	K	PROPOSED							

Department/GOCC										Bureau/Agency/Subsidiary				
CAGAYAN DE ORO CITY WATER DISTRICT														
I T E M	Item No.	Position Title	MONTHLY SALARY (pursuant to NBC 572 dated 1/31/18)		S G	S T E P	Area	Name of Incumbents		Date of Birth	Date of Original Appointment	Date of Last Promotion	S T A T U S	
			2022	2023				Last Name	First Name					
2023														
385	440	Quality Control Officer	18	1	113,891.00	116,040.00	10	D	K	VACANT				
386	441	Senior Quality Control Inspector	16	1	38,150.00	39,672.00	10	D	S	CLYNO	3/15/2021		P	
	442	Medical Technologist II	15	1	35,097.00	36,619.00	10	D	K	PROPOSED				
	443	Senior Chemist	15	1	35,097.00	36,619.00	10	D	K	PROPOSED				
387	444	Senior Laboratory Technician	12	2	27,892.00	29,449.00	10	D	S	HAOS	9/1/2017	9/1/2021	T	
388	445	Laboratory Technician A	10	3	22,563.00	23,565.00	10	D	S	TAAL	2/18/1994	3/1/2014	P	
389	446	Laboratory Technician A	10	1	22,190.00	23,176.00	10	D	S	OCULAR	3/15/2021		P	
MAINTENANCE DEPARTMENT														
390	447	Department Manager A	26	1	113,891.00	116,040.00	10	D	K	VACANT				
391	448	Clerk Processor B	6	2	17,007.00	17,688.00	10	D	A	MIRAMONTE	1/18/1987	none	P	
WATER DISTRIBUTION DIVISION (from PRODUCTION MAINTENANCE DIVISION)														
393	449	Division Manager A	24	1	85,410.00	93,078.00	10	K	S	VACANT				
PIPELINE AND APPURTENANCES SECTION (NEW)														
450		Principal Engineer D	19	1	49,835.00	51,357.00	10	D	S	PROPOSED				
451		Senior Engineer A	16	1	38,150.00	39,672.00	10	D	S	PROPOSED				
PIPELINE AND APPURTENANCES MAINTENANCE EAST UNIT (NEW)														
452		Water/Sewerage Maintenance Head	16	1	38,150.00	39,672.00	10	D	S	PROPOSED				
414	453	Water/Sewerage Maintenance Man C	4	5	15,459.00	16,071.00	10	D	S	BAYRON	4/1/2009	none	P	
423	454	Water/Sewerage Maintenance Man C	4	1	14,393.00	15,366.00	10	D	S	VACANT				
PIPELINE AND APPURTENANCES MAINTENANCE WEST UNIT (NEW)														
420	455	Water/Sewerage Maintenance Head	16	2	38,566.00	40,088.00	10	D	S	MADRIGAL	5/14/1964	9/23/1996	1/16/2019	P
422	456	Water/Sewerage Maintenance Man C	4	5	15,459.00	16,071.00	10	D	S	GALLARDO	5/23/1974	4/1/2009	none	P
PRESSURE AND FLOW MANAGEMENT SECTION (from TRANSMISSION DISTRIBUTION OPERATION SECTION)														
375	457	Senior Water Utilities Management Officer	18	8	48,860.00	50,382.00	10	D	S	VALDEHUEZA	2/18/1993	1/1/2000	P	
376	458	Senior Engineer A	16	8	41,172.00	42,694.00	10	D	S	RAMOSO	10/8/1996	3/20/2001	P	
VALVE OPERATION DAY TIME - EAST & WEST UNIT (NEW)														
377	459	Engineering Assistant A	10	1	22,190.00	23,176.00	10	D	S	VACANT				
378	460	Water Resources Facilities Operator A	8	1	18,998.00	19,744.00	10	D	S	ROA	7/29/1967	3/1/2014	9/1/2021	P
383	461	Water Resources Facilities Operator A	8	3	19,343.00	20,104.00	10	D	S	DAGONDON	7/27/1963	2/18/1991	3/1/2014	P
379	462	Water Resources Facilities Operator B	6	1	16,877.00	17,583.00	10	D	S	VACANT				
VALVE OPERATION NIGHT TIME - EAST & WEST UNIT (NEW)														
382	463	Senior Water Resources Facilities Operator A	10	2	22,376.00	23,370.00	10	D	S	LOBIDO	9/18/2004	1/16/2019	P	
385	464	Water Resources Facilities Operator B	6	1	16,877.00	17,583.00	10	D	S	VACANT				
384	465	Water Resources Facilities Operator B	6	1	16,877.00	17,583.00	10	D	S	VACANT				
PRESSURE & FLOW MANAGEMENT (NEW)														
381	466	Water Utilities Management Officer A	16	4	39,413.00	40,935.00	10	D	S	TORRES	5/11/1964	12/16/2002	3/1/2012	P
330	487	Utility Worker A	3	1	14,125.00	14,676.00	10	D	S	VACANT				
PIPELINES & LEAKAGE CONTROL DIVISION (NEW)														

Department/GOCC		Bureau/Agency/Subsidiary												
CAGAYAN DE ORO CITY WATER DISTRICT		Position Title		MONTHLY SALARY (pursuant to NBC 572 dated 1/3/18)		Area		Name of Incumbents		Date of Birth	Date of Original Appointment	Date of Last Promotion	STATUS	
ITEM	Item No.	SG	STEP	2022	2023	CODE	DESCRIPTION	Last Name	First Name	M				
2023														
392	468	24	1	62,410.00	90,075.00	10	D	VACANT						
396	469	4	8	15,818.00	15,443.00	10	D	S	UY SANDY	T	3/20/2001	None	P	
LEAKAGE REPAIR SECTION EAST (from PIPELINE REPAIR SECTION)														
	470	19	1	49,835.00		10	D	S	PROPOSED					
	471	16	1	38,150.00		10	D	S	PROPOSED					
LEAK REPAIR TEAM 1 -EAST UNIT														
402	472	16	4	39,413.00	40,935.00	10	D	S	SEÑARA RODOLFO	B	12/26/1969	3/16/1993	3/1/2012	P
401	473	4	2	15,109.00	15,706.00	10	D	S	GO PABLO, JR.	R	12/17/1988	1/16/2019	none	P
LEAK REPAIR TEAM 2 -EAST UNIT														
397	474	16	2	38,566.00	40,088.00	10	D	S	PABORALINAN RENEBOY	B	4/20/1971	4/1/2009	1/16/2019	P
413	475	6	3	17,137.00	17,824.00	10	D	S	S/O EPIFANIO	C	10/6/1967	10/16/1992	3/1/2014	P
400	476	4	1	14,993.00	15,586.00	10	D	S	VACANT (señara, r.)					
LEAKAGE REPAIR SECTION WEST (from PIPELINE REPAIR SECTION)														
394	477	19	1	49,835.00	51,357.00	10	D	S	VILLOCILLO MANUEL	J	8/19/1992	6/18/2021		P
476		15	1	38,150.00	39,672.00	10	D	S	PROPOSED					
LEAK REPAIR TEAM 1 -WEST UNIT														
479		15	1	38,150.00	39,672.00	10	D	S	PROPOSED					
417	480	8	1	18,999.00	19,744.00	10	D	S	VACANT (spalano, r.)					
410	481	4	1	14,993.00	15,586.00	10	D	S	VACANT (señara, r.)					
LEAK REPAIR TEAM 2 -WEST UNIT														
482		16	1	38,150.00	39,672.00	10	D	S	PROPOSED					
406	483	4	1	14,993.00	15,586.00	10	D	S	GALBO PRIMO	R	5/27/1970	9/1/2021		P
LEAKAGE DETECTION SECTION (from LEAK DETECTION UNIT)														
484		19	1	49,835.00		10	D	S	PROPOSED					
LEAK DETECTION UNIT -EAST														
485		16	1	38,150.00	39,672.00	10	D	S	PROPOSED					
398	486	6	6	17,806.00	18,520.00	10	D	S	BARATAS EDUARDO	D	10/28/1972	10/28/1996	3/20/2001	P
399	487	4	2	15,109.00	15,706.00	10	D	S	NAVARRO JESUS	C	5/14/1978	1/18/2019	none	P
LEAK DETECTION UNIT-WEST														
488		16	1	38,150.00	39,672.00	10	D	S	PROPOSED					
405	489	4	1	14,993.00	15,586.00	10	D	S	OBSIOMA JASON	B	5/26/1992	9/1/2021	none	P
407	490	4	1	14,993.00	15,586.00	10	D	S	VACANT (señara, r.)					
RESTORATION DIVISION (NEW)														
491		24	1	88,410.00	90,075.00	10	D	S	PROPOSED					
SERVICE CONNECTION REHABILITATION SECTION - EAST (from PIPELINE REHABILITATION SECTION)														
492		19	1	49,835.00	51,357.00	10	D	S	PROPOSED					
493		16	1	38,150.00	39,672.00	10	D	S	PROPOSED					
419	494	4	5	15,499.00	16,071.00	10	D	S	ALVAREZ ARTHUR	P	1/12/1963	5/15/2008	none	P

Department/GOCC		Bureau/Agency/Subsidiary													
CAGAYAN DE ORO CITY WATER DISTRICT		MONTHLY SALARY (pursuant to NBC 572 dated 1/3/18)		Position Title		S T E P		Area		Name of Incumbents		Date of Birth	Date of Original Appointment	Date of Last Promotion	S T A T U S
I T E M	Item No.	2022	2023	Area	Area	Area	Area	Last Name	First Name	M					
		SERVICE CONNECTION REHABILITATION SECTION - WEST (from PIPELINE REHABILITATION SECTION)													
	496	19	1	10	D	S	PROPOSED								
	499	16	1	10	D	S	PROPOSED								
	500	6	2	10	D	S	PROPOSED								
	418	6	2	10	D	S	PROPOSED	ALEJANDRO, SR.	R		5/3/1963	1/16/2019	none		P
	412	4	2	10	D	S	PROPOSED	GODORNES	G		12/1/1982	1/16/2019	none		P
	409	3	1	10	D	S	VACANT								
	411	4	2	10	D	S	PROPOSED	WELGARY	A		12/10/1990	1/16/2019	none		P
		SURFACE RESTORATION SECTION (NEW)													
	504	19	1	10	D	S	PROPOSED								
	505	16	1	10	D	S	PROPOSED								
	404	12	1	10	D	S	VACANT								
	408	10	1	10	D	S	PROPOSED	GALARJO	O		2/15/1964	3/15/2021	none		P
	415	4	7	10	D	S	PROPOSED	ARBOIS	M		2/6/1966	12/16/2002	none		P
		NON-REVENUE WATER MANAGEMENT DIVISION (NEW)													
	509	24	1	10	D	S	PROPOSED								
		DMA MANAGEMENT SECTION -EAST (NEW)													
	416	19	2	10	D	S	PROPOSED	FRIAS	P		7/20/1985	10/20/2017	none		P
	511	16	1	10	D	S	PROPOSED	JILDRETH							
	512	15	1	10	D	S	PROPOSED								
	435	15	2	10	D	S	PROPOSED	ROSETE	S		8/1/1962	2/16/1991	9/1/2021		T
	437	6	1	10	D	S	PROPOSED	CAYLO	T		2/4/1987	9/1/2021	None		P
	434	6	1	10	D	S	PROPOSED	DULDOCO	D		10/22/1966	1/18/2019	9/1/2021		T
	439	4	1	10	D	S	PROPOSED	DAGASDAS	A		8/16/1976	9/1/2021	None		P
		DMA MANAGEMENT SECTION -WEST (NEW)													
	517	16	1	10	D	S	PROPOSED								
	395	6	7	10	D	S	PROPOSED	TONGCO	T		2/14/1983	2/18/1993	12/16/2002		P
	438	6	1	10	D	S	PROPOSED	PACUBAS	D		7/10/1994	9/1/2021	None		P
	440	3	6	10	D	S	PROPOSED	YAMING	S		3/19/1969	4/23/2006	None		P
		COMMERCIAL LOSS CONTROL SECTION -EAST (NEW)													
	424	18	1	10	D	S	PROPOSED	SALCEDO	M		11/24/1960	2/16/1986	6/1/2021		P
	522	16	1	10	D	S	PROPOSED								
		METER TEST UNIT EAST 1													
	432	11	2	10	D	S	PROPOSED	DAIGDIGAN	A		1/17/1963	12/16/2002	1/16/2019		T

Department/GOCC		Bureau/Agency/Subsidiary															
CAGAYAN DE ORO CITY WATER DISTRICT		MONTHLY SALARY (pursuant to NBC 572 dated 1/3/18)		S T E P		Position Title		Area		Name of Incumbents		Date of Birth	Date of Original Appointment	Date of Last Promotion	S T A T U S		
Item No.		2022	2023							Last Name	First Name	M					
2023	433	524	Water/Sewerage Maintenance Man A	8	2	19,170.00	19,923.00	10	D	S	MIRASOL	NEPTALE	R	8/15/1974	1/16/2019	none	P
METER TEST UNIT EAST 2																	
	425	525	Senior Instrument Technician	11	8	27,514.00	29,075.00	10	D	S	VILLAREAL	JOSEPH	C	6/17/1963	2/18/1990	1/1/1962	P
	427	526	Senior Instrument Technician	11	3	26,012.00	27,573.00	10	D	S	EBARAT	DOMINGO, JR.	C	6/6/1970	9/18/2004	3/1/2014	P
	430	527	Utility Worker A	3	1	14,125.00	14,676.00	10	D	S	VACANT	(datebook, N/A)					
PILFERAGE CONTROL UNIT -EAST																	
	215	528	Water/Sewerage Maintenance Man B	6	1	16,877.00	17,563.00	10	D	A	NERI	JOEL	A	7/21/1991	9/1/2021	None	P
	192	529	Water/Sewerage Maintenance Man C	4	1	14,993.00	15,586.00	10	D	A	DAISOG	RICHARD	B	1/22/1987	9/1/2021	None	P
COMMERCIAL LOSS CONTROL SECTION -WEST (NEW)																	
	431	530	Senior Engineer A	16	1	38,160.00		10	D	S	PROPOSED						
		531	Precision Instrument Repair & Maintenance Services Chief	15	2	35,475.00	36,997.00	10	D	S	ESPINOZA	ABNER	P	6/8/1966	3/20/2001	9/1/2021	T
METER TEST UNIT -WEST 1																	
	444	532	Senior Instrument Technician	11	2	26,723.00	27,284.00	10	D	S	GULIGADO	FERDINAND	G	12/20/1968	2/18/1993	1/16/2019	T
METER TEST UNIT - WEST 2																	
	426	533	Senior Instrument Technician	11	2	26,723.00	27,284.00	10	D	S	ABROGAR	REY	T	9/17/1966	1/1/1997	1/16/2019	T
	428	534	Water/Sewerage Maintenance Man A	8	2	19,170.00	19,923.00	10	D	S	GAID	RUJEL	B	6/11/1967	1/18/2019	none	P
	429	535	Water/Sewerage Maintenance Man C	4	2	15,109.00	15,706.00	10	D	S	PANA	FEB CLEP	B	2/3/1980	1/18/2019	none	P
PILFERAGE CONTROL UNIT - WEST																	
	536	Water/Sewerage Maintenance Head	16	1	38,160.00			10	D	S	PROPOSED						
	207	537	Water/Sewerage Maintenance Man B	6	1	16,877.00	17,563.00	10	D	A	ENGBINO	NOLAN	R	1/8/1975	1/16/2019	9/1/2021	P
	193	538	Water/Sewerage Maintenance Man C	4	1	14,993.00	15,586.00	10	D	A	SALAZAR	JHON REY	A	1/2/1982	9/1/2021	None	P

APPROVED:

 General Manager

CERTIFIED CORRECT BY:

 LADELE A. SAGRADO
 Acting Manager, Administrative Services Dept.

PREPARED BY:

 CECILE A. FLORENDO
 OIC, Division Manager A



Republic of the Philippines
CAGAYAN DE ORO CITY WATER DISTRICT
 Corrales Avenue, Cagayan de Oro City

**SUMMARY OF POLICY-SETTING RESOLUTIONS ADOPTED, REPEALED AND/OR AMENDED BY THE
 CAGAYAN DE ORO CITY WATER DISTRICT BOARD OF DIRECTORS FOR 2022**

RES. NO.	DATE ENACTED	SUMMARY CONTENT																				
001-S,2022	10-Jan-22	Approve the CY 2022 Budget in the amount of PhP1,529,563,438.00, subject to corrections and a quarterly review.																				
002-S,2022	10-Jan-22	<p>To authorize management to release the Service Recognition Incentive (SRI) to regular and casual employees of the District, pursuant to Administrative Order No.45 and the Gratuity Pay to the job order pursuant to Administrative Order No.4 for FY 2021 in the amount of PhP 6,690,000.00 to be taken from Savings of Payroll of regular and casual under the account of Personnel Service of each department. This is broken down as follows:</p> <table style="margin-left: auto; margin-right: auto;"> <thead> <tr> <th></th> <th>No. of Employees</th> <th>Amount per Employees</th> <th>Total</th> </tr> </thead> <tbody> <tr> <td>Regular</td> <td>297</td> <td>PhP 10,000.00</td> <td>PhP 2,970,000.00</td> </tr> <tr> <td>Casual</td> <td>365</td> <td>10,000.00</td> <td>3,650,000.00</td> </tr> <tr> <td>Job Order</td> <td>14</td> <td>5,000.00</td> <td>70,000.00</td> </tr> <tr> <td>Total</td> <td>676</td> <td>PhP 25,000.00</td> <td>PhP 6,690,000.00</td> </tr> </tbody> </table>		No. of Employees	Amount per Employees	Total	Regular	297	PhP 10,000.00	PhP 2,970,000.00	Casual	365	10,000.00	3,650,000.00	Job Order	14	5,000.00	70,000.00	Total	676	PhP 25,000.00	PhP 6,690,000.00
	No. of Employees	Amount per Employees	Total																			
Regular	297	PhP 10,000.00	PhP 2,970,000.00																			
Casual	365	10,000.00	3,650,000.00																			
Job Order	14	5,000.00	70,000.00																			
Total	676	PhP 25,000.00	PhP 6,690,000.00																			
003-S,-2022	10-Jan-22	To authorize management to terminate the temporary investment of the COWD Expansion and Operating Reserve and transfer the amount of PhP 9,276,332.53 to the COWD General Fund-DBP Corrales intended for the estimated expenses for the month of January 2022 to be disbursed from the COWD General Fund																				
004-S,2022	10-Jan-22	Award to Just Click Integrated Solutions as the lowest calculated and responsive bid for one (1) lot supply, delivery, and installation of a department firewall per specifications under Purchase Requisition No.21-07-03-0011 in the amount of One Million Eight Hundred Forty Five Thousand Pesos (PhP 1,845,000.00) and to authorize the General Manager, Bienvenido V. Batar, Jr. to sign the purchase order and other pertinent documents for and in behalf of COWD																				
005-S-2022	10-Jan-22	Declare Second failure of bidding for 1 lot re-routing of the secondary electrical line at the COWD Administration Building, Corrales Avenue, Cagayan de Oro City, under PR No. 21-03-04-0025-Rebidding.																				
006-S,2022	10-Jan-22	Award to Unifield Enterprises, Inc. as the single calculated and responsive bid for the supply and delivery of 5,000 sets of 13 mm diameter mechanical water meters, per specifications under Purchase Requisition No.21-10-05A-0067 in the amount of Ten Million Nine Hundred Thousand Pesos (PhP10,900,000.00) and to authorize the General Manager, Bienvenido V. Batar, Jr. to sign the purchase order and other pertinent documents for and in behalf of COWD.																				

007-S,2022	18-Jan-22	Award to Constech Asia Corporation as the single calculated and responsive bid for the supply and delivery of 5,750 pieces brass straight ball valves with lock wing, FTE x FTE, for 15mm diameter x 15mm diameter galvanized steel pipe, per specifications under Purchase Requisition No.21-04-05A-0026 in the amount of One Million One Hundred Twenty One Thousand Two Hundred Fifty Pesos (PhP1,121,250.00) and to authorize the General Manager, Bienvenido V. Batar, Jr. to sign the purchase order and other pertinent documents for and in behalf of COWD.																																																																		
008-S,2022	18-Jan-22	Award to Mie Oro Plast Corporation as the single calculated and responsive bid for the one (1) lot supply and delivery of various plastic fittings, per specifications under Purchase Requisition No.21-07-05A-0047 in the amount of One Million One Hundred Thirty Seven Thousand Five Hundred Ten Pesos (PhP1,137,510.00) and to authorize the General Manager, Bienvenido V. Batar, Jr. to sign the purchase order and other pertinent documents for and in behalf of COWD.																																																																		
009-S,2022	18-Jan-22	Declare First Failure of Bidding for the 1 lot supply and delivery of various sizes B.I. Pipes & Steel Plates under PR No.21-10-07-0213 per BAC Resolution No.012, s-2022, dated 11 January 2022, and conduct rebidding.																																																																		
010-S,2022	18-Jan-22	To authorize the General Manager Bienvenido V. Batar, Jr. to sign the Memorandum of Agreement (MOA) between COWD and DBP relative to re-accreditation of salary loan facility (SLF) and sign pertinent documents for and in behalf of COWD.																																																																		
011-S,2022	18-Jan-22	To amend Resolution No.025, S-2019, dated 15 February 2019 and to authorize Engr. Bienvenido V. Batar, Jr., Ms. Rhedia Martinietta S. Salcedo, Ms. Vanessa A. Chiu, Ms. Cheriell C. Caparida, Ms. Roselyn L. Tolentino, Mr. Jay-ar B. Bagay and Mr. Roland S. Simba (Driver) to transact related matters with the Bureau of Internal Revenue (BIR), for and in behalf of COWD.																																																																		
012-S,2022	04-Feb-22	To approve the recommendation of management to proceed with the procurement of bulk water supply for Pag-Ibig Citihomes and Youngsville Subdivision with a total volume requirement of 10,037,500 cu.m. for a period of twenty (20) years subject to the legal requirements under RA 9184 and EO No. 91, series of 2019.																																																																		
013-S,2022	04-Feb-22	To approve the recommendation of management to declare first failure of bidding for 1 lot supply, delivery, installation and commissioning of submersible pump set, submersible cable, flexible riser pipe, soft starter with panel board, and other fittings, under PR No 21-10-08-0120 and to conduct rebidding.																																																																		
014-S,2022	22-Feb-22	Orientation on the function of board of directors as well as of the management of the Cagayan de Oro City Water District will be conducted to every newly installed member of the board of directors																																																																		
015-S,2022	22-Feb-22	Approved the recommendation of management to increase the installation fee effective April 01, 2022, based on the Installation Fee Increase Schedule, as follows: <table border="1" data-bbox="706 1669 1266 2055"> <thead> <tr> <th colspan="3">PROPOSED INSTALLATION FEE INCREASE SCHEDULE</th> <th colspan="3">EFFECTIVE APRIL 01, 2022</th> </tr> <tr> <th>SIZE</th> <th>INSTALLATION FEE RESIDENTIAL (P/UNIT)</th> <th>INSTALLATION FEE COMMERCIAL (P/UNIT)</th> <th colspan="3">CONDITIONS</th> </tr> </thead> <tbody> <tr> <td>1/2"</td> <td>1,000.00</td> <td>1,500.00</td> <td colspan="3">COWD provides Meter Stand</td> </tr> <tr> <td>3/4"</td> <td>1,000.00</td> <td>1,500.00</td> <td colspan="3">Meter Stand to be provided by the customer</td> </tr> <tr> <td>1"</td> <td>1,000.00</td> <td>1,500.00</td> <td colspan="3">Meter Stand to be provided by the customer</td> </tr> <tr> <td>1 1/2"</td> <td>1,000.00</td> <td>1,500.00</td> <td colspan="3">Meter Stand to be provided by the customer; the Engineering Design & prepares PWD. Customer pays the charges</td> </tr> <tr> <td>2"</td> <td>See conditions</td> <td>See conditions</td> <td colspan="3">according to PWD the Engineering Design & prepares PWD. Customer pays the charges</td> </tr> <tr> <td>3"</td> <td>See conditions</td> <td>See conditions</td> <td colspan="3">according to PWD the Engineering Design & prepares PWD. Customer pays the charges</td> </tr> <tr> <td>4"</td> <td>See conditions</td> <td>See conditions</td> <td colspan="3">according to PWD the Engineering Design & prepares PWD. Customer pays the charges</td> </tr> <tr> <td>6"</td> <td>See conditions</td> <td>See conditions</td> <td colspan="3">according to PWD the Engineering Design & prepares PWD. Customer pays the charges</td> </tr> <tr> <td>8"</td> <td>See conditions</td> <td>See conditions</td> <td colspan="3">according to PWD the Engineering Design & prepares PWD. Customer pays the charges</td> </tr> </tbody> </table>	PROPOSED INSTALLATION FEE INCREASE SCHEDULE			EFFECTIVE APRIL 01, 2022			SIZE	INSTALLATION FEE RESIDENTIAL (P/UNIT)	INSTALLATION FEE COMMERCIAL (P/UNIT)	CONDITIONS			1/2"	1,000.00	1,500.00	COWD provides Meter Stand			3/4"	1,000.00	1,500.00	Meter Stand to be provided by the customer			1"	1,000.00	1,500.00	Meter Stand to be provided by the customer			1 1/2"	1,000.00	1,500.00	Meter Stand to be provided by the customer; the Engineering Design & prepares PWD. Customer pays the charges			2"	See conditions	See conditions	according to PWD the Engineering Design & prepares PWD. Customer pays the charges			3"	See conditions	See conditions	according to PWD the Engineering Design & prepares PWD. Customer pays the charges			4"	See conditions	See conditions	according to PWD the Engineering Design & prepares PWD. Customer pays the charges			6"	See conditions	See conditions	according to PWD the Engineering Design & prepares PWD. Customer pays the charges			8"	See conditions	See conditions	according to PWD the Engineering Design & prepares PWD. Customer pays the charges		
PROPOSED INSTALLATION FEE INCREASE SCHEDULE			EFFECTIVE APRIL 01, 2022																																																																	
SIZE	INSTALLATION FEE RESIDENTIAL (P/UNIT)	INSTALLATION FEE COMMERCIAL (P/UNIT)	CONDITIONS																																																																	
1/2"	1,000.00	1,500.00	COWD provides Meter Stand																																																																	
3/4"	1,000.00	1,500.00	Meter Stand to be provided by the customer																																																																	
1"	1,000.00	1,500.00	Meter Stand to be provided by the customer																																																																	
1 1/2"	1,000.00	1,500.00	Meter Stand to be provided by the customer; the Engineering Design & prepares PWD. Customer pays the charges																																																																	
2"	See conditions	See conditions	according to PWD the Engineering Design & prepares PWD. Customer pays the charges																																																																	
3"	See conditions	See conditions	according to PWD the Engineering Design & prepares PWD. Customer pays the charges																																																																	
4"	See conditions	See conditions	according to PWD the Engineering Design & prepares PWD. Customer pays the charges																																																																	
6"	See conditions	See conditions	according to PWD the Engineering Design & prepares PWD. Customer pays the charges																																																																	
8"	See conditions	See conditions	according to PWD the Engineering Design & prepares PWD. Customer pays the charges																																																																	
016-S,2022	22-Feb-22	Approved the request of management to enter and sign the MOA between the Pag-big Fund and COWD regarding the On Line Short-Term Loan (STL) Application through Virtual Pag-ibig																																																																		

017-S,2022	22-Feb-22	<p>Approved the request of management to purchase the following vehicles to be charged to the 2022 budget.</p> <table border="1"> <thead> <tr> <th>No. of Units</th> <th>Type of Vehicle</th> <th>Estimated Unit Cost in PhP</th> <th>Estimated Total Cost in PhP</th> </tr> </thead> <tbody> <tr> <td>1</td> <td>Boom Truck 6-Tonner</td> <td>8,000,000.00</td> <td>8,000,000.00</td> </tr> <tr> <td>6</td> <td>People Eqpt. Transport (L300) (Standard)</td> <td>1,400,000.00</td> <td>8,400,000.00</td> </tr> <tr> <td>2</td> <td>People Eqpt Transport (L300) with AC</td> <td>1,470,000.00</td> <td>2,940,000.00</td> </tr> <tr> <td>1</td> <td>Water Tanker (10 cu.m. capacity)</td> <td>8,000,000.00</td> <td>8,000,000.00</td> </tr> <tr> <td>20</td> <td>Motorcycles</td> <td>65,000.00</td> <td>1,300,000.00</td> </tr> <tr> <td></td> <td>Total</td> <td></td> <td>28,640,000.00</td> </tr> </tbody> </table>	No. of Units	Type of Vehicle	Estimated Unit Cost in PhP	Estimated Total Cost in PhP	1	Boom Truck 6-Tonner	8,000,000.00	8,000,000.00	6	People Eqpt. Transport (L300) (Standard)	1,400,000.00	8,400,000.00	2	People Eqpt Transport (L300) with AC	1,470,000.00	2,940,000.00	1	Water Tanker (10 cu.m. capacity)	8,000,000.00	8,000,000.00	20	Motorcycles	65,000.00	1,300,000.00		Total		28,640,000.00
No. of Units	Type of Vehicle	Estimated Unit Cost in PhP	Estimated Total Cost in PhP																											
1	Boom Truck 6-Tonner	8,000,000.00	8,000,000.00																											
6	People Eqpt. Transport (L300) (Standard)	1,400,000.00	8,400,000.00																											
2	People Eqpt Transport (L300) with AC	1,470,000.00	2,940,000.00																											
1	Water Tanker (10 cu.m. capacity)	8,000,000.00	8,000,000.00																											
20	Motorcycles	65,000.00	1,300,000.00																											
	Total		28,640,000.00																											
018-S,2022	22-Feb-22	Approved to award to Wizmaster Computer Sales and Services Corporation as the single calculated and responsive bid for one (1) lot supply and delivery of printing services to COWD for a two-year contract under PR No.21-11-04-0136 (A)																												
019-S,2022	22-Feb-22	Declare Failure of bidding for the supply and delivery of 20 units Data Loggers under PR No.21-12-09-0077 per Section 41.c of the Revised IRR of R.A. 9184, to refund the bidding documents fee by the prospective bidders, to reconstruct the purchase requisition (PR) to capture and review the proper technical specification and to conduct re-bidding upon receipt of the reconstructed purchase requisition (PR)																												
020-S,2022	22-Feb-22	Management to apply for the PRIME HRM Level 2 Accreditation with Civil Service Commission (CSC)																												
021-S,2022	09-Mar-22	<p>Confirms as it hereby confirmed the election of the officers of the Board of Directors of the Cagayan de Oro city Water District and Committees, the composition of which is as follows:</p> <p>Atty Dale Bryan D. Mordeno - Chairman Ms. Concepcion R. Quiblat - Vice Chairman Ms. Nelia B. Lee - Secretary Dr. Dixon Q. Yasay - Member Engr. Rolando M. Pacuribot -Member</p> <p>Committees: Dr. Dixon Q. Yasay - Chairman, Committee on Community Relations and Human Resource Engr. Roland M. Pacuribot - Chairman Committee on Corporate Planning & Finance</p>																												
022-S,2022	09-Mar-22	For management to establish partnership with the telecommunication companies to ensure that information will reach every household in Cagayan de Oro City																												
023-S,2022	09-Mar-22	Approved to Award to Chemical Research Products Industrial Sales, Inc. as the single calculated and responsive bid for 1 lot supply and delivery of 2,400 sets of chlorine dioxide under PR No 21-11-08-0137.																												
024-S,2022	09-Mar-22	Approves the purchase of bulk water for CY 2022 for a total daily volume of 80,000 cubic meters per day covering 60,000 cubic meters per day for the West Area and 20,000 cubic meters per day for the East Area at PhP 16.60 per cubic meters or a total yearly volume of 29,200,000 cu.m. amounting to P484,720,000.00 to be taken from the COWD approved 2022 Expense Budget.																												
025-S,2022	09-Mar-22	For OIC-AGM Rhedia Martinietta S. Salcedo, to facilitate the PRIME HRM Accreditation Level 2 from the Civil Service Commission (CSC) and acquire the accreditation by the end of 2022.																												
026-S, 2022	25-Mar-22	<p>For OIC-AGM Rhedia Martinietta S. Salcedo, to facilitate the PRIME HRM Accreditation Level 2 from the Civil Service Commission (CSC) and acquire the accreditation by the end of 2022.</p> <p>Resolved further that the OIC AGM for AFC Services shall render a report relative to the said accreditation every second board meeting of the month.</p>																												

027-S,2022	25-Mar-22	<p>Approved to transfer the amount of Thirteen Million Nine Hundred Twenty-Three Thousand Six Hundred Thirty-Two Pesos and Fifty Two Centavos (PhP 13,923,632.52) from the DBP-Corrales General Fund with Account No.0810-020011-030 to DBP-Pensions & Benefits Fund with Account No.00-001467-810-6 intended for additional funding of the Monetization & Terminal Leave Benefits budget of employees for calendar year 2022.</p> <p>RESOLVE FURTHER to authorize General Manager Bienvenido V. Batar, Jr. to sign pertinent banking documents for and in behalf of COWD.</p>
028-S,2022	25-Mar-22	<p>Approved the creation of the Special Bids and Awards Committee for the Purchase of Bulk Water Supply at Pag-ibig Cithomes at Malanang Opol and Youngsville Subdivision at Igpit Opol and shall compose of the following: Chairman : Antonio B. Young Vice Chairman : Rhedia Martinietta S. Salcedo Edna S. Najeal Alex Augustus S. Abangan Suklie D. Laranjo</p>
029-S,2022	25-Mar-22	<p>Approved to award to Dynamic Power Marine and Industrial Hardware, Inc. as the supplier with the third lowest calculated and responsive bid for the one (1) lot supply, delivery, installation and commissioning of brand-new factory-made generating set, per specifications under PR No.20-03-07-0034-Negotiated in the amount of Php1,500,000.00 for proposed electro-mechanical facility at PW No.33, Barangay Lumbia, CDOC, and authorize the General Manager, Bienvenido V. Batar, Jr., to sign the Purchase Order and other pertinent documents for and in behalf of COWD.</p>
030-S,2022	25-Mar-22	<p>Declared First Failure of Bidding for the 1 lot supply and delivery of 3 units brand new people and equipment transport, per specifications under PR No.21-12-04-0156 on the grounds that the bidders were declared non complying and ineligible as per Section 35.1 (b) of the R-IRR of R.A. 9184 and to conduct rebidding.</p>
031-S,2022	25-Mar-22	<p>Declared First Failure of Bidding for the supply and delivery of 1 unit brand new 4x4 pick-up truck, per specifications under PR No.21-12-04-0155 on the grounds that the bidder was declared non complying and ineligible as per Section 35.1 (b) of the R-IRR of R.A. 9184 and to conduct rebidding.</p>
032-S,2022	25-Mar-22	<p>Declared First Failure of Bidding for the 1 lot supply and delivery of 1 unit brand new 6-wheeler light cargo truck with at least 14-footer drop side body, per specifications under PR No.21-12-04-0157 on the grounds that the bidders were declared non complying and ineligible as per Section 35.1 (b) of the R-IRR of R.A. 9184 and to conduct rebidding.</p>
033-S,2022	25-Mar-22	<p>Declared Second Failure of Bidding for the one (1) lot supply and delivery of various sizes B.I. pipes & steel plates for Construction Division use at COWD Shop, Kauswagan, CDOC per specifications under PR No.21-10-07-0213 on the grounds that no bids are received as per Section 35.1 (a) of the R-IRR of R.A.9184;</p> <p>RESOLVE FURTHER to authorize Management to conduct negotiated procurement to Rule XVI, Section 53.1 of the Revised Implementing Rules and Regulations (R-IRR) of RA 9184.</p>
034-S,2022	25-Mar-22	<p>Approved the recommendation of the management for the implementation of the third tranche of the Modified Salary Standardization Law V or SSL V pursuant to National Budget Circular no. 588 dated, 03 January 2022 and to authorize the General Manager, Bienvenido V. Batar, Jr. to sign all pertinent documents relative thereto.</p>
035-S,2022	11-Apr-22	<p>For Management to come up with a 5-year profile of all bids and awards conducted by the Cagayan de Oro City Water District (COWD).</p> <p>Resolved further that OIC-AGM for Technical Services, Antonio B. Young will be tasked to accomplish the said profile and submit a report in the next board meeting.</p>

036-S,2022	11-Apr-22	Confirms the approval of the exemption from installation fee increase to all project under the Vitens Evides International (VEI) Ridge to Coast Rain to Tap (R2CRT2) Project.
037-S,2022	11-Apr-22	Declared First Failure of Bidding for the 1 lot supply and delivery of various plastic fittings, per specifications under PR No.21-12-05A-0092 and to conduct rebidding.
038-S,2022	11-Apr-22	Request the COWD legal counsel to review and to file an opposition to the application for certificate of public convenience of Pueblo De Oro Development Corporation.
039-S,2022	11-Apr-22	For Management to undertake full investigation on the Malasag Elementary School water connection that for more than two decades they have been paying the school's water bill because they have not received water bill from COWD
040-S,2022	26-Apr-22	For COWD to take an active role in the activities of the Cagayan de Oro River Basin Management Council particularly in helping the Secretariat to function more effectively.
041-S,2022	26-Apr-22	Award to Lans Enterprises Joint Venture with Madriaga Water Supplies and Services as the second lowest calculated and responsive bid for the supply, delivery, installation, and commissioning of one (1) set bottom in take submersible pump set under PR No.21-12-08-0138, to be installed at the Booster Station No.4, Macasandig, Cagayan de Oro City.
042-S,2022	26-Apr-22	Declare First Failure of Bidding for the Bulk Water Supply for Pag-ibig Citihomes and Youngsville Subdivisions, per specifications under PR No.22-02-08-0024 on the grounds that no bids were received as per Section 35.1 (A) of the Revised Implementing Rules and Regulations (IRR) of the Republic Act (RA) No.9184 and to conduct rebidding
043-S,2022	26-Apr-22	Resolution for Management to compose or commission a composer/arranger for the COWD Hymn
044-S,2022	13-May-22	Resolution to amend Board Resolution No. 130, S-2021, dated December 22, 2021, and to incorporate the Strategy Map and place it at the back of the company ID of every employee so that the strategy can be communicated regularly specially on matters relative to non-revenue water (NRW).
045-S,2022	13-May-22	The COWD NRW agenda will be integrated in the CSC Accreditation Plan and that management will maximize the expertise of Mr. Kinsbergen for the upgrading and upscaling of the CSC Accreditation Plan particularly the four (4) committees, namely the philosophy, framework, principles and fundamentals.
046-S,2022	13-May-22	To hire Engr. Dexter Lo to review the ERP of COBI before it will be forwarded to the board for approval.
047-S,2022	13-May-22	For management to ask for equity of the total cost of the project from the local government of Opol
048-S,2022	13-May-22	Authorize the release of the Mid-Year Bonus 2022 to all employees of the District who have rendered actual service while occupying a regular and casual position per Budget Circular No.2017-2, dated 8 May 2017 Re: The Rules and Regulations on the grant of the Mid-Year Bonus and the Year Thereafter and to release the 20% Premium for Job Order Employees per Civil Service Commission (CSC), Commission on Audit (COA) and Department of Budget and Management (DBM) Joint Circular No.1,s.2018, dated 9 November 2018, amounting to Fourteen Million Nine Hundred Seventy Five Thousand Pesos (PhP14,975,000.00); to be released not earlier than 15 May 2022.
049-S,2022	13-May-22	Approved the appointment of Engr. Antonio B. Young as Assistant General Manager for Technical Services of COWD effective May 15, 2022
050-S,2022	23-May-22	Resolution for management to assign an accountable official for the eastern side and an accountable official for the western side for management of the non-revenue water (NRW).

051-S,2022	23-May-2	<p>Award to Keylargo Industrial Sales AJA NRW Solutions as the single calculated and responsive bid for the one (1) lot supply, delivery, installation of submersible pump set, submersible cable, flexible riser pipe, soft starter with panel board and other fitting, per specifications under PR No.21-10-08-0120-rebidding in the amount of PhP 1,978,000.00 to replace the centrifugal pump set of Production Well No.20, located at Bugo.</p> <p>Resolve further that the installation to be undertaken by the Keylargo Industrial Sales team will be done in the presence of the technical staff duly assigned by COWD management.</p>
052-S,2022	23-May-22	Declared First Failure of Bidding for the 1 lot supply and delivery of various sizes of B.I. Pipes & Steel Plates , per specifications under PR No.21-10-07-0213
053-S,2022	09-June-22	Resolution that the Cagayan de Oro City Water District (COWD) will conduct a regular coordination meeting with the Department of Public Works and Highways (DPWH) and the City Engineers Office to discuss matters relative to projects and activities to be undertaken the said government agencies.
054-S,2022	09-June-22	Resolution to hire a local communication expert to help the Cagayan de Oro City Water District (COWD) communicate and create awareness relative to matters such as the non-revenue water (NRW)
055-S,2022	09-June-22	Resolution to award to North-Min Auto Dealership, Inc. as the single calculated and responsive bid for the supply and delivery of one (1) unit brand new 6-wheeler light cargo truck with at least 14-footer drop side body under PR No. 21-12-04-0157-rebidding, in the amount of ₱1,900,000.00.
056-S,2022	09-June-22	Award to Wefix Construction Services as the supplier with the Single Calculated and Responsive Bid for the 'various civil works for support facilities of Production Well No.34 at Phase 3 CDORSHP-1 Talongan Relocation Site, Calaanan, Canitoran, CDOC: 1 lot perimeter fence and site development for Production Well, 1 lot pump pedestal and test line collector box, 1 lot steel tripod with deck control panel, 1 lot 200mmØ discharge/testline and interconnection, 1 lot generator set shedhouse and foundation and 1 lot electrical lay-out for Production Well", per specifications under PR No.20-09-07-0040 in the amount of Php 3,890,632.00 and authorize the General Manager, Bienvenido V. Batar, Jr. to sign the Purchase Order and other pertinent documents for and in behalf of COWD.
057-S,2022	09-June-22	Resolution to award to North-Min Auto Dealership, Inc. as the single calculated and responsive bid for the supply and delivery of one (1) unit brand new 4X4 pick up truck under PR No. 21-12-04-0155-rebidding in the amount of Php 1,700,000.00.
058-S,2022	22-June-22	Resolution for the Corporate Planning Division to conduct an annual policy audit, to translate the board resolutions into dashboard, and come up with a qualitative analysis at the end of the year. This will be an inherent function of the Corporate Planning Division.
059-S,2022	22-June-22	Resolution to approve the renewal of the Retainership Agreement of Atty. Vincent Cromwell V. Serina, with a monthly Retainer's Fee amounting to P10,000.00 , effective July 01, 2022 to June 30, 2023, subject to the written approval of the office of the Government Corporate Counsel (OGCC) , with the concurrence of the Commission on Audit (COA), and the General Manager, Bienvenido V. Batar, Jr. to sign the Retainership Agreement for and in behalf of the Cagayan de Oro City Water District (COWD)
060-S,2022	22-June-22	Resolution to award to Constech Asia Corporation as the single calculated and responsive bid for the supply and delivery of 3,500 pieces 20mmØ brass straight ball valves with lock wing (MTE x FTE), per specifications under PR No.22-02-05A-0009 in the amount of PhP1,148,000.00 and authorize the General Manager, Bienvenido V. Batar, Jr. to sign the Purchase Order and other pertinent documents for and in behalf of COWD.

061-S,2022	22-June-22	Resolution to award to Waterkonsult Equipment & Services, Inc. as the supplier with the Single Calculated and Responsive Bid for one (1) lot electro-magnetic flow meter for replacement of the defective flow meters, per specifications under PR No.21-12-09-0079, in the amount of PhP 1,921,771.00 and authorize the General Manager, Bienvenido V. Batar, Jr. to sign the Purchase Order and other pertinent documents for and in behalf of COWD.								
062-S,2022	22-June-22	Resolution to award to Pedal Realty as the single calculated and responsive bid for the one (1) lot twelve (12) months rental of vacant lot, per specifications under PR No.22-04-04-0052 in the amount of PhP 2,016,000.00 and authorize the General Manager, Bienvenido V. Batar, Jr. to sign the Purchase Order and other pertinent documents for and in behalf of COWD.								
063-S,2022	22-June-22	Resolution for the creation of a Task Force to study and come up with a proposal for the Physical Plan of the Water District to be submitted to the board for approval								
064-S,2022	07-July-22	Resolution that the minutes relative to the discussion on non-revenue water (NRW) shall be incorporated every time there is an update from the NRW Task Force								
065-S,2022	07-July-22	Resolution that the Cagayan de Oro City Water District (COWD) will establish a partnership with the Xavier University Social Development Cluster for a collaboration on areas in policy audit, emergency response, communications and all others. Further moved that COWD will set a meeting with Engr. Dex Lo, together with the board and the management to do brainstorming and discuss possible areas for collaboration.								
066-S,2022	07-July-22	Resolution that the Cagayan de Oro City Water District (COWD), particularly the in-charge on Policy Audit, will enroll in courses related to Policy Audit.								
067-S,2022	07-July-22	Resolution to declare second failure of bidding for the bulk water supply for Pag-Ibig CitiHomes and Youngsville Subdivision under PR No. 22-02-08-0024 and to conduct negotiated mode of procurement.								
068-S,2022	07-July-22	Resolution to approve the COWD 49th Anniversary budget in the amount of ₱1,203,900.00 to be taken from the COWD Anniversary Budget and the amount of ₱ 426,000.00 for the COWD Anniversary T-shirt to be taken from the Cultural and Athletic Expense Budget.								
069-S,2022	19-July-22	Resolution to authorize General Manager Bienvenido V. Batar, Jr. to sign the Memorandum of Agreement between the Department of Social Welfare and Development (DSWD) and the Cagayan de Oro City Water District (COWD) relative to the Issuance of Potable Water During Emergencies.								
070-S,2022	19-July-22	Resolution to transfer the amount of ₱ 18,599,282.00 from the DBP-Corrales General Fund to the following accounts: <table border="0" style="width: 100%;"> <tr> <td>Operating Reserve Fund - DBP Acct No. 0810-020010-030</td> <td style="text-align: right;">₱8,282,521.08</td> </tr> <tr> <td>Capital Improvement Fund - DBP Acct. No. 0810-027324-030</td> <td style="text-align: right;">-₱2,034,239.98</td> </tr> <tr> <td>Contingency Fund - DBP Acct. No. 0610-020017-031</td> <td style="text-align: right;">-₱8,282,521.08</td> </tr> <tr> <td></td> <td style="text-align: right;">₱18,599,282.14</td> </tr> </table> Resolved further to authorize the General Manager Bienvenido V. Batar, Jr. to sign pertinent banking documents for and behalf of COWD.	Operating Reserve Fund - DBP Acct No. 0810-020010-030	₱8,282,521.08	Capital Improvement Fund - DBP Acct. No. 0810-027324-030	-₱2,034,239.98	Contingency Fund - DBP Acct. No. 0610-020017-031	-₱8,282,521.08		₱18,599,282.14
Operating Reserve Fund - DBP Acct No. 0810-020010-030	₱8,282,521.08									
Capital Improvement Fund - DBP Acct. No. 0810-027324-030	-₱2,034,239.98									
Contingency Fund - DBP Acct. No. 0610-020017-031	-₱8,282,521.08									
	₱18,599,282.14									
071-S,2022	19-July-22	Resolution to authorize General Manager Bienvenido V. Batar, Jr. to reactivate the LWUA-WD Joint Savings Account with DBP-Corrales Account No. 0810-02-7356-030 which has been dormant due to no transactions and to authorize General Manager Bienvenido V. Batar, Jr. and Gemma B. Englisia, Manager UDEV4 representing Water Districts located in Mindanao are (Regions IX, X, XI, XII, and XIII-CARAGA, including the Bangsamoro Autonomous Region in Muslim Mindanao (BARMM)) as signatories for checks deposited in and withdrawal against said account and to perform other related official transactions.								

072-S,2022	19-July-22	<p>Resolution to update the signatories of LWUA-COWD Joint Savings Accounts and authorize General Manager Bienvenido V. Batar, Jr. and Gemma B. Englisia, Manager UDEV-4 representing Water Districts located in Mindanao are (Regions IX, X, XI, XII, and XIII-CARAGA, including the Bangsamoro Autonomous Region in Muslim Mindanao (BARMM)) for Local Water Utilities Administration (LWUA) as signatories for checks deposited in and withdrawal against said account and to perform other related official transactions, to wit:</p> <ul style="list-style-type: none"> • LWUA-COWD Joint Savings Account with the Development Bank of the Philippines (DBP)-Cagayan de Oro Branch per Savings Account No. 0810-02-7356-030; • LWUA-COWD Joint Savings Account at Land Bank-Velez Branch per Savings Account No. 2411-02-92-31. 								
073-S,2022	19-July-22	Award to Jedarc Chemical Company, Inc. as the single calculated and responsive bid for the one (1) lot supply and delivery of steel pipes of various sizes per specifications under PR No. 22-01-07-0001, in the amount of ₱2,052,511.95 and to authorize the General Manager, Bienvenido V. Batar, Jr., to sign pertinent documents for and in behalf of COWD.								
074-S,2022	19-July-22	Award to Mie Oro Plast Corporation as the single calculated and responsive bid for the one (1) lot supply and delivery of various plastic fittings per specifications under PR No. 22-12-05A-0092-rebidding in the amount of ₱1,506,300.00 and to authorize the General Manager, Bienvenido V. Batar, Jr., to sign pertinent documents for and in behalf of COWD.								
075-S,2022	03-Aug-22	To create a Task Force to examine and review the COBI water supply contract								
076-S,2022	03-Aug-22	Resolution to recommend to the City Council for the creation of a local special body on water management for the purpose of providing technical advice to the City Development Council and the City Council relative to water								
077-S,2022	03-Aug-22	Resolution for COWD management to request for participation in the Barangay Development Council (BDC)								
078-S,2022	03-Aug-22	Award to Powertrac Inc. as the supplier with the Single Calculated and Responsive Bid for the supply and delivery of 3 units brand new people and equipment transport, per specifications under PR No.21-12-04-0156-Rebidding in the amount of PhP 2,925,000.00 and authorize the General Manager, Bienvenido V. Batar, Jr. to sign the Purchase Order and other pertinent documents for and in behalf of COWD								
079-S,2022	03-Aug-22	<p>Authorize the General Manager, Bienvenido V. Batar, Jr. to reactivate the following dormant accounts and authorize Bienvenido V. Batar, Jr., Antonio B. Young and Evelyn O. Vasallo as signatories for checks deposited in and withdrawn against said account and to perform other related transactions:</p> <table border="0" style="margin-left: auto; margin-right: auto;"> <thead> <tr> <th style="text-align: left;">Account Name</th> <th style="text-align: left;">Account Number</th> </tr> </thead> <tbody> <tr> <td>COWD NHA CDO Bayanihan Village Ph1</td> <td>-0810-03-8899-030</td> </tr> <tr> <td>COWD Sendong OP GRant</td> <td>-0810-02-8965-030</td> </tr> <tr> <td>Customer Guaranty Deposit</td> <td>-01810-02-0018-080</td> </tr> </tbody> </table> <p>Resolved further the inclusion as a part of this resolution the following clause: "This is to certify that this resolution remains effective and has not been amended, revoked, or superseded".</p>	Account Name	Account Number	COWD NHA CDO Bayanihan Village Ph1	-0810-03-8899-030	COWD Sendong OP GRant	-0810-02-8965-030	Customer Guaranty Deposit	-01810-02-0018-080
Account Name	Account Number									
COWD NHA CDO Bayanihan Village Ph1	-0810-03-8899-030									
COWD Sendong OP GRant	-0810-02-8965-030									
Customer Guaranty Deposit	-01810-02-0018-080									
080-S,2022	22-Aug-22	Resolution to approve the proposed Policy on Water Pilferage, Illegal Connection and Unlawful Use of Deep Well without prejudice to revisions and amendments in the course of its implementation.								
081-S,2022	22-Aug-22	Resolution to authorize AGM Antonio B. Young to sign procurement documents for purchases below ₱1 million while the General Manager, Bienvenido V. Batar, Jr., is on leave from August 30 to September 22, 2022.								

082-S,2022	22-Aug-22	Resolution to award to Armen Electro-Mechanical Sales and General Merchandise as the lowest calculated and responsive bid for the supply delivery and installation of three (3) sets factory made and factory tested bottom intake submersible pump set for the replacement of the bottom intake submersible pump set at Old Booster Station Nos. 1, 2 and 5, located at Macasandig, Cagayan de Oro City, amounting to ₱7,442,400.00 and to authorize the General Manager, Bienvenido V. Batar, Jr. to sign the Purchase Order and other pertinent documents for and in behalf of COWD.
083-S,2022	05-Sept-22	Resolution for management to organize a regular press briefing, with a minimum of twice a month, to present to the public the updates on the performance of the Water District. Resolve further to start the press briefing on the month of September 2022.
084-S,2022	05-Sept-22	To request the Local Water Utilities Administration (LWUA) to use the International Water Assessment (IWA) standard for Non-Revenue Water (NRW). Resolved further to request regional and national water associations to adapt the said resolution.
085-S,2022	05-Sept-22	Resolutions that one of the key mandates of the Internal Control Division (ICD) is to conduct policy review and assessment and give update to the board of directors on its status and impact.
086-S,2022	05-Sept-22	Award to Nation Manufacturing and Industrial Products Corporation as the bidder with the Lowest Calculated and Responsive Bid for the supply and delivery of 5,850 pieces 15mmØ x 15mmØ brass straight ball valves with lock wing, FTE x FTE, per PR No.22-05-05A-0048, in the amount of One Million Two Hundred Seventy Five Thousand Three Hundred Pesos (PhP 1,275,300.00) for the supply and delivery of 5,850 pieces 15mmØ x 15mmØ brass straight ball valves with lock wing, FTE x FTE; and authorize the General Manager, Bienvenido V. Batar, Jr. to sign the Purchase Order and other pertinent documents for and in behalf of COWD.
087-S,2022	05-Sept-22	Declare First Failure of Bidding for the one (1) lot replacement of big mechanical meters installed at various subdivisions in Cagayan de Oro City with Electromagnetic flow meters, per specifications under PR No.22-06-07-0082 on the grounds that no bids were received as per Section 35.1 (a) of the Revised IRR of R.A. 9184 and to conduct rebidding.
088-S,2022	05-Sept-22	Declare First Failure of Bidding for the one (1) lot installation of 600mm Ø pressure sustaining/regulating valve assembly with concrete chamber at take-off point, Lumbia, Cagayan de Oro City, per specifications under PR No.22-06-07-0085 due to non-submission of the required documents as per Section 35.1 (b) of the Revised IRR of R.A. 9184 and to conduct rebidding.
089-S,2022	27-Sept-22	Award to Uni-Field Enterprises, Inc. as the single calculated and responsive bid for the supply and delivery of 2,500 sets of 13 mmØ mechanical water meters per specifications under PR No. 22-07-05A-0057, in the amount of ₱5,450,000.00 and authorize the General Manager, Bienvenido V. Batar, Jr. to sign the Purchase Order and other pertinent documents for and in behalf of COWD.
090-S,2022	27-Sept-22	Award to Apalla Construction & Development Corporation as the supplier with the Single Calculated and Responsive Bid for the 1 lot rehabilitation of the water supply system of Villa Ernesto Subdivision-Phase 1, Gusa, Cagayan de Oro City, per specifications under PR No.22-06-07-0084 in the amount of Php 7,100,901.00 and authorize the General Manager, Bienvenido V. Batar, Jr. to sign the Purchase Order and other pertinent documents for and in behalf of COWD.

091-S-2022	27-Sept-22	Award to Up-Town Industrial Sales, Inc. as the supplier with the Single Calculated and Responsive Bid for the 1 lot supply and delivery of various sizes B.I. pipes, per specifications under PR No.22-05-07-0080 in the amount of Php 1,112,944.00 and authorize the General Manager, Bienvenido V. Batar, Jr. to sign the Purchase Order and other pertinent documents for and in behalf of COWD.
092-S-2022	27-Sept-22	Declare First Failure of Bidding for the 1 lot supply and delivery of various sizes B.I. pipes, per specifications under PR No.22-05-07-0078 on the grounds that no bids are received as per Section 35.1 (a) of the R-IRR of R.A. 9184 and to conduct rebidding.
093,S-2022	27-Sept-22	To institutionalize the Equal Employment Policy in the Human Resource Systems namely: Recruitment, Selection and Placement, Learning and Development, Performance Management and Rewards and Recognition, regardless of gender, and for persons with disability and for indigenous people as mandated by the Civil Service Commission.
094,S-2022	11-Oct-22	Resolution for the management to submit to the board, for discussion, a profile of the contractors and concessionaires who have not paid their account.
095,S-2022	11-Oct-22	Award to Balibago Waterworks System, Inc. as the supplier with the Single Calculated Bid and Responsive Bid for the twenty-year (20) contract of bulk water supply for Pag-ibig cithomes and Youngsville Subdivision, per specifications under PR No. 22-02-08-0024-Negotiated, and for the first year only in the amount of Five Million Four Hundred Seventy Five Thousand Pesos (PhP 5,475,000.00), or at PhP 15.00 per cu.m. of COWD's requirement of 1,000 cu.m. per day for 365 days. Resolved further to authorize the General Manager, Bienvenido V. Batar, Jr. to sign the Purchase Order and other pertinent documents for and in behalf of COWD.
096,S-2022	11-Oct-22	Award to Constech Asia Corporation as the supplier with the Single Calculated and Responsive Bid for the supply and delivery of 3,500 pieces galvanize iron, tee reducer 2"Ø x ¾"Ø, per specifications under PR No.22-07-05A-0060 in the amount of Php 1,067,500.00 and authorize the General Manager, Bienvenido V. Batar, Jr. to sign the Purchase Order and other pertinent documents for and in behalf of COWD.
097,S-2022	11-Oct-22	Award to Mie Oro Plast Corporation as the supplier with the Single Calculated and Responsive Bid for the one (1) lot supply and delivery of various plastic fittings, per specifications under PR No.22-07-05A-0058 in the amount of Php 1,906,650.00 and authorize the General Manager, Bienvenido V. Batar, Jr. to sign the Purchase Order and other pertinent documents for and in behalf of COWD.
098,S-2022	25-Oct-22	Resolution to come up with a policy regarding the extraction of water from the fire hydrants by the Bureau of Fire Protection.
099,S-2022	25-Oct-22	Resolution for the conduct of a Water Summit and for the creation of a committee for the said summit.
100, S-2022	25-Oct-22	Award to Equi-Parco Construction Company the Negotiated Mode of Procurement-Emergency Cases for the one lot bridge crossing, Cugman, Cagayan de Oro City under PR No. 22-03-07-0027 in the amount of ₱4,917,112.22 and authorize the General Manager, Bienvenido V. Batar, Jr. to sign the Purchase Order and other pertinent documents for and in behalf of COWD.
101,S-2022	25-Oct-22	Declare second failure of bidding for the one (1) lot replacement of big mechanical meters with electromagnetic flow meters installed at various subdivisions in Cagayan de Oro City under PR No. 22-06-07-0082-rebidding, to return the purchase requisition to the end user for review of the budget and reconstruction of the project.
102,S-2022	25-Oct-22	Approve the budget and activities for the COWD Christmas Party 2022 in the amount of P750,000.00 to cover the expenses for the Program, Hall & Venue, Prizes for the various contests, Food/Meals, Secretariat, and Door Prizes to be taken from the 2022 COWD Christmas Party Budget and to be

		deducted from the employees' contribution, the breakdown of which is as follows: 2022 Christmas Party Budget: PhP 680,000.00 Employee's Contribution : 70,000.00 Total Budget PhP 750,000.00 RESOLVE FURTHER to authorize General Manager Bienvenido V. Batar, Jr. to sign pertinent banking documents and other related documents for and in behalf of COWD.															
103,S-2022	10-Nov-22	Resolution for COWD to partner with the tertiary colleges and universities on all services especially on the conduct of a survey on customer satisfaction.															
104,S-2022	10-Nov-22	Authorize the release of the Year-End Bonus 2022 and Cash Gift to all employees of the District who have rendered actual service while occupying a regular and a casual position per Department of Budget and Management (DBM) Circular No. 2016-4, dated April 18, 2016, re: The Rules and Regulations on the grant of the Year-End Bonus and Cash Gift 2016 and the year thereafter and CSC-COA-DBM Joint Circular No. 1, s.2018, dated November 09, 2018, re: Rules in 20% Premium of Job Order employees, amounting to ₱17,998,913.20, to be released not earlier than November 15, 2022.															
105,S-2022	10-Nov-22	To transfer the amount of ₱20 million from the DBP various accounts to the DBP General Fund, the details of which are as follows: <table border="1" style="width:100%; border-collapse: collapse;"> <thead> <tr> <th style="text-align:center">ACCOUNT NAME</th> <th style="text-align:center">AVAILABLE BALANCE (Current Account)</th> <th style="text-align:center">REQUEST FOR FUND TRANSFER</th> </tr> </thead> <tbody> <tr> <td>DBP-LWUA-COWD Joint Account</td> <td style="text-align:right">₱ 18,943,705.28</td> <td style="text-align:right">₱ 10,000,000.00</td> </tr> <tr> <td>DBP-Contingency Fund</td> <td style="text-align:right">₱ 7,018,014.81</td> <td style="text-align:right">₱ 5,000,000.00</td> </tr> <tr> <td>DBP-Expansion & Operating Reserve</td> <td style="text-align:right">₱ 6,285,232.39</td> <td style="text-align:right">₱ 5,000,000.00</td> </tr> <tr> <td colspan="2" style="text-align:center">TOTAL AMOUNT FOR FUND TRANSFER</td> <td style="text-align:right">₱ 20,000,000.00</td> </tr> </tbody> </table>	ACCOUNT NAME	AVAILABLE BALANCE (Current Account)	REQUEST FOR FUND TRANSFER	DBP-LWUA-COWD Joint Account	₱ 18,943,705.28	₱ 10,000,000.00	DBP-Contingency Fund	₱ 7,018,014.81	₱ 5,000,000.00	DBP-Expansion & Operating Reserve	₱ 6,285,232.39	₱ 5,000,000.00	TOTAL AMOUNT FOR FUND TRANSFER		₱ 20,000,000.00
ACCOUNT NAME	AVAILABLE BALANCE (Current Account)	REQUEST FOR FUND TRANSFER															
DBP-LWUA-COWD Joint Account	₱ 18,943,705.28	₱ 10,000,000.00															
DBP-Contingency Fund	₱ 7,018,014.81	₱ 5,000,000.00															
DBP-Expansion & Operating Reserve	₱ 6,285,232.39	₱ 5,000,000.00															
TOTAL AMOUNT FOR FUND TRANSFER		₱ 20,000,000.00															
106,S-2022	10-Nov-22	Award to Chemical Research Products Industrial Sales, Inc. as the supplier with the single calculated and responsive bid for the supply and delivery of 3,120 sets chlorine dioxide per specifications under PR No 22-07-08-0090, in the amount of ₱ 3,432,000.00 and authorize the General Manager, Bienvenido V. Batar, Jr. to sign the Purchase Order and other pertinent documents for and in behalf of COWD.															
107,S-2022	10-Nov-22	Award to Up-Town Industrial as the supplier with the lowest calculated & responsive bid for one (1) lot supply & delivery of 500 mmØ & 600 mmØ, schedule 40 B.I. pipes per specifications, under PR No. 22-07-07-0121, in the amount of ₱ 1,050,000.00 and authorize the General Manager, Bienvenido V. Batar, Jr. to sign the Purchase Order and other pertinent documents for and in behalf of COWD.															
108,S-2022	10-Nov-22	Award to Danli Trading and Engineering Services as the supplier with the lowest calculated and responsive bid for one lot office furniture systems (Finance Department – Property and Supplies management Division), per specifications under PR No. 22-05-05-0015, in the amount of ₱ 1,038,647.88 and authorize the General Manager, Bienvenido V. Batar, Jr. to sign the Purchase Order and other pertinent documents for and in behalf of COWD.															
109,S-2022	28-Nov-22	To authorize the General Manager, Bienvenido V. Batar, Jr. to close and transfer the amount of PhP20,000,000.00 from the DBP various accounts to the General Fund. The details of which are as follows: <table border="1" style="width:100%; border-collapse: collapse;"> <thead> <tr> <th style="text-align:center">ACCOUNT NAME</th> <th style="text-align:center">AVAILABLE BALANCE (Current Account)</th> <th style="text-align:center">REQUEST FOR FUND TRANSFER</th> </tr> </thead> <tbody> <tr> <td>DBP-LWUA-COWD Joint Account</td> <td style="text-align:right">₱ 16,943,705.28</td> <td style="text-align:right">₱ 10,000,000.00</td> </tr> <tr> <td>DBP – Contingency Fund</td> <td style="text-align:right">7,018,014.81</td> <td style="text-align:right">5,000,000.00</td> </tr> <tr> <td>DBP –Expansion & Operating Reserve</td> <td style="text-align:right">6,285,232.39</td> <td style="text-align:right">5,000,000.00</td> </tr> <tr> <td colspan="2" style="text-align:center">TOTAL AMOUNT FOR FUND TRANSFER</td> <td style="text-align:right">₱ 20,000,000.00</td> </tr> </tbody> </table>	ACCOUNT NAME	AVAILABLE BALANCE (Current Account)	REQUEST FOR FUND TRANSFER	DBP-LWUA-COWD Joint Account	₱ 16,943,705.28	₱ 10,000,000.00	DBP – Contingency Fund	7,018,014.81	5,000,000.00	DBP –Expansion & Operating Reserve	6,285,232.39	5,000,000.00	TOTAL AMOUNT FOR FUND TRANSFER		₱ 20,000,000.00
ACCOUNT NAME	AVAILABLE BALANCE (Current Account)	REQUEST FOR FUND TRANSFER															
DBP-LWUA-COWD Joint Account	₱ 16,943,705.28	₱ 10,000,000.00															
DBP – Contingency Fund	7,018,014.81	5,000,000.00															
DBP –Expansion & Operating Reserve	6,285,232.39	5,000,000.00															
TOTAL AMOUNT FOR FUND TRANSFER		₱ 20,000,000.00															

110,S-2022	28-Nov-22	<p>Authorize the request of Mrs. Gertrudes D. Banac for the restitution of the 27-square-meter parcel of land amounting to PhP 100,000.00 located at Camaman-an, Cagayan de Oro City, where the COWD reservoir is currently encroached, subject to the condition that the said property has no pending Real Property Taxes, Liens, or Encumbrances attached to or levying against it.</p> <p>Resolved further to authorize the General Manager Bienvenido V. Batar, Jr. to sign pertinent banking documents and other related documents for and in behalf of COWD.</p>										
111,S-2022	28-Nov-22	<p>Award to Vinnex Enterprises, as the supplier with the Single Calculated and Responsive Bid for the one (1) lot installation of 600mm Ø pressure sustaining/regulating valve assembly with concrete chamber at take-off point, Lumbia, Cagayan de Oro City, per specifications under PR No.22-06-07-0085-Rebidding in the amount of Php 3,511,829.88 and authorize the General Manager, Bienvenido V. Batar, Jr. to sign the Purchase Order and other pertinent documents for and in behalf of COWD.</p>										
112,S-2022	28-Nov-22	<p>Award to JeJor's Construction Corporation as the supplier with the Single Calculated and Responsive Bid for the one (1) lot concrete pavement and restoration at Opol Bridge, Misamis Oriental, per specifications under PR No.22-09-07-0117 in the amount of Php 2,275,282.10 and authorize the General Manager, Bienvenido V. Batar, Jr. to sign the Purchase Order and other pertinent documents for and in behalf of COWD.</p>										
113,S-2022	16-Dec-22	<p>Resolution for Engr. Sol-Oro M. Masangcay, NRW Task Force Head to sit in the MANCOM effective January 2023.</p>										
114, S-2022	16-Dec-22	<p>To approve and confirm the following appointees to managerial positions, to wit:</p> <table border="1" data-bbox="662 1074 1338 1305"> <thead> <tr> <th>Position Title</th> <th>Appointee</th> </tr> </thead> <tbody> <tr> <td>1. Administrative Services Department Manager A</td> <td>Ms. Ladele A. Sagrado</td> </tr> <tr> <td>2. Engineering Department Manager A</td> <td>Engr. Edna S. Najael</td> </tr> <tr> <td>3. Maintenance & NRW Department Manager A</td> <td>Engr. Nieva A. Ladera</td> </tr> <tr> <td>4. Production Department Manager A</td> <td>Engr. Alex Augustus Abangan</td> </tr> </tbody> </table>	Position Title	Appointee	1. Administrative Services Department Manager A	Ms. Ladele A. Sagrado	2. Engineering Department Manager A	Engr. Edna S. Najael	3. Maintenance & NRW Department Manager A	Engr. Nieva A. Ladera	4. Production Department Manager A	Engr. Alex Augustus Abangan
Position Title	Appointee											
1. Administrative Services Department Manager A	Ms. Ladele A. Sagrado											
2. Engineering Department Manager A	Engr. Edna S. Najael											
3. Maintenance & NRW Department Manager A	Engr. Nieva A. Ladera											
4. Production Department Manager A	Engr. Alex Augustus Abangan											
115,S-2022	16-Dec-22	<p>Resolution for the Local Water Utilities Administration (LWUA) to transfer the amount of Ten Million Pesos (PhP 10,000,000.00) from the LWUA-COWD Joint Savings Account at DBP Corrales Branch to the General Fund at DBP Corrales Branch.</p>										
116,S-2022	16-Dec-22	<p>Award to Mlie Oro Plast Corporation as the bidder with the Lowest Calculated and Responsive Bid for the supply and delivery of 6,600 linear meters of 63mmØ (2" OD), P.E. Tubing per PR No.22-09-05A-0074, in the amount of Nine Hundred Forty Three Thousand Eight Hundred Pesos (PhP 943,800.00); and authorize the General Manager, Bienvenido V. Batar, Jr. to sign the Purchase Order and other pertinent documents for and in behalf of COWD.</p>										
117,S-2022	16-Dec-22	<p>Award to Up-Town Industrial Sales, Inc. as the supplier with the Single Calculated and Responsive Bid for the supply and delivery of various sizes ms plates, per specifications under PR No.22-09-07-0161 in the amount of PhP 1,531,202.00 and authorize the General Manager, Bienvenido V. Batar, Jr. to sign the Purchase Order and other pertinent documents for and in behalf of COWD.</p>										
118,S-2022	16-Dec-22	<p>Release the Productivity Enhancement Incentive for FY 2022 to all employees of the District who have rendered actual service while occupying a regular, contractual or casual position, pursuant DBM Budget Circular No. 2017-4 dated 4 December 2017 in the amount of Three Million Two Hundred Ten Thousand Pesos Only (PhP 3,210,000.00).</p>										

119,S-2022	22-Dec-22	<p>Authorize the Management to release the Service Recognition Incentive (SRI) for FY 2022 to all employees of the District who have rendered actual service while occupying a regular, contractual or casual position, pursuant to Administrative Order No.1 in the amount of Twenty Thousand Pesos (PhP 20,000.00) only per employee or in the total amount of Twelve Million Eight Hundred Forty Thousand Pesos (PhP 12,840,000.00) only and the schedule of releases are as follows:</p> <ul style="list-style-type: none"> • First release: 50% or PhP 10,000.00 per employee in the total amount of PhP6,420,000.00 to be released before the end of 2022, subject to the availability of funds • Second release: remaining 50% or PhP 10,000.00 per employee in the total amount PhP 6,420,000.00 to be released in January 2023, subject to the availability of funds <p>Resolve further to authorize the General Manager to sign pertinent banking documents and other related documents for and in behalf of COWD.</p>
120,S-2022	22-Dec-22	<p>Approve the request of the Management to release the 20% premium for FY 2022 of Job Order employees of the District, pursuant to CSC-COA-DBM Joint Circular No.1,s.2018 dated November 9, 2018 in the amount of Two Hundred Fifty One Thousand Seven Hundred Fifty Six Pesos (PhP 251,756.00) only; and to authorize the General Manager to sign pertinent banking documents and other related documents for and in behalf of COWD.</p>
121,S-2022	22-Dec-22	<p>Resolves to give a posthumous award to Ms. Rhedia Marinietta S. Salcedo.</p>
122,S-2022	22-Dec-22	<p>Resolves to give a resolution of thanks for the following for helping COWD deliver water using their tankers:</p> <ol style="list-style-type: none"> 1) Mayor Rolando A. Uy (Cagayan de Oro City) 2) CDRRMO (Headed by Mr. Nick Jabagat) 3) Mayor Jay Francis Bago (Opol) 4) LKXS 5) CLIMBS

CAGAYAN DE ORO CITY WATER DISTRICT
Corrales Avenue, Cagayan de Oro City

**LIST OF
COWD MAJOR REPORTS PREPARED REGULARLY
(CY-2022)**

1. Financial Reports
 - a. Balance Sheet Statement
 - b. Statement of Changes in Equity
 - c. Income Statement
 - d. Cash Flow Statement
 - e. Notes to Financial Statement
2. Monthly Data Sheet
3. Monthly Production Report
4. Monthly Operation Report
5. Bacteriological Test
6. Flushing Report
7. Production Wells Monitoring Data Report
8. Summary of Water Production and Consumption
9. Water Sales and Operation Report
10. Water Supply Information Report
11. Service Connection Growth
12. Summary of Accounts Receivable-Customers (Active & Inactive with Aging Schedule)
13. Summary of Complaints
14. Selected Performance Ratio
15. Key Performance Indicator (KPI) Monitoring

CAGAYAN DE ORO CITY WATER DISTRICT

FINANCIAL REPORT

December 31, 2022

Date

PHILIPPINE CURRENCY



REPUBLIC OF THE PHILIPPINES
CAGAYAN DE ORO CITY WATER DISTRICT
Corrales Avenue, Cagayan de Oro City

FINANCIAL STATEMENTS
December 31, 2022

TABLE OF CONTENTS

- 1.) Trial Balance
- 2.) Balance Sheet
- 3.) Statement of Changes in Equity
- 4.) Income Statement
- 5.) Cash Flow Statement
- 6.) Notes to Financial Statements

Prepared by:

ROSELYN L. TOLENTINO
Senior Corporate Accountant A

Checked by:

VANESSA M. CHIU, CPA, MBA
OIC-Manager Finance Department

Approved by:

BIENVENIDO V. BATA, JR.
General Manager



Trial Balance
As of December 31, 2022

Account Name	Account Code	Debit	Credit
Cash -Collecting Officers	10101010	4,008,291.58	
petty Cash	10101020	-	
Local Currency on Hand	10101030	-	
Cash in Bank- Local Currency, Current Account	10102020	113,900,836.46	
Time Deposits-Local Currency	10105020	29,331,858.37	
Investment in Time Deposits-Local Currency	10211010	227,881,040.86	
Accounts Receivable	10301010	554,304,186.93	
Allowance For Impairment-Accounts Receivable	10301011		45,905,268.17
Receivable- Disallowances/Charges	10305010	126,963,935.07	
Due From Officers and Employees	10305020	50,499.55	
Other Receivables	10305990	1,176,927.76	
Allowance For Impairment-Other Receivables	10305991		1,055,777.82
Work-in-Process Inventory	10403020	862,985.32	
Finished Goods Inventory	10403030		335,074.93
Office Supplies Inventory	10404010	5,024,722.01	
Accountable Forms, Plates and Stickers	10404020	947,077.00	
Non-Accountable Forms Inventory	10404030	515,486.88	
Drugs and Medicines Inventory	10404060	5,043.00	
Fuel, Oil and Lubricant Inventory	10404080	879,865.45	
Chemicals and Filtering Supplies Inventory	10404120	2,628,939.07	
Construction, Materials Inventory	10404130	150,094,069.68	
Other Supplies and Materials Inventory	10404990	10,112,694.43	
Semi-Expendable Furniture and Fixtures Inventory	10406010	178,837.32	
Semi-Expendable Machinery & Equipment Inventory	10405020	350,163.14	
Plant-Utility Plant in Service (UPIS)	10601010	40,830,774.18	
Accumulated Depreciation-Plant (UPIS)	10603110	1,795,155,616.35	
Building	10604010	53,831,054.09	1,107,729,010.71
Accumulated Depreciation-Building	10604011		25,343,365.37
Water Plant, Structure and Improvements	10604070	132,398,827.77	
Accumulated Depreciation-Water Plant	10604071		58,390,653.61
Machinery	10605010	322,639,292.15	
Accumulated Depreciation-Machinery	10605011		278,533,749.71
Office Equipments	10605020	64,954,642.45	
Accumulated Depreciation-Office Equipments	10605021		42,699,301.81
Information and Communication Technology Equipment	10605030	21,612,958.56	
Accumulated Depreciation-Information and Communication	10605031		4,736,746.61
Communication Equipment	10605070	11,229,051.13	
Accumulated Depreciation-Communication Equipment	10605071		32,171.88
Construction and Heavy Equipment	10605080	9,419,298.50	
Accumulated Depreciation-Construction and Heavy Equipment	10605081		1,808,598.11
Disaster Response and Rescue Equipment	10605090	1,594,950.00	
Accumulated Depreciation-Disaster Response and Rescue Equipment	10605091		506,260.50
Sports Equipment	10605130	16,800.00	
Technical & Scientific Equipment	10605140	41,207.82	
Other Equipment	10605990	84,771,377.78	
Accumulated Depreciation-Other Equipment	10605991		14,551,647.63
Motor Vehicles	10606010	93,738,642.98	
Accumulated Depreciation-Motor Vehicles	10606011		60,924,310.98
Furniture, Fixtures and Books	10607010	7,575,233.70	
Accumulated Depreciation-Furniture, Fixtures and Books	10607011		6,811,853.42
Construction in Progress-Infrastructure Assets	10699020	54,817,603.73	
Construction in Progress-Buildings and Other Structures	10699030	146,575,966.36	
Computer Software	10801020	10,631,277.00	
Accumulated Depreciation-Computer Software	10801021		431,397.16
Other Intangible Assets	10801980	4,056,086.48	
Accumulated Depreciation-Other Intangible Assets	10801981		6,238,551.60
Advances for Operating Expenses	19901010	1,602.00	
Advances for Payroll	19901020	-	
Advances to Officers and Employees	19901040	360.00	
Advances to Contractor	19902010	1,301,887.83	
Prepaid Registration	19902030	98,139.99	
Prepaid Insurance	19902050	437,445.51	
Withholding Taxat Source	19902080	-	
Other Prepayments	19902990	150,138.16	
Guaranty Deposit	19903020	10,004,727.86	
Restricted Funds	19904010	94,312,451.58	
Other Asset	19999990	3,376,862.43	
Accounts Payable	20101010		181,302,273.84
Due to Officers and Employees	20101020		17,225.85
Loans Payable-Domestic	20101030		310,332,574.92



Trial Balance
As of December 31, 2022

Account Name	Account Code	Debit	Credit
Due to BIR	20201010		7,780,769.17
Due to GSIS	20201020		5,729,753.11
Due to Pag-ibig	20201030		163,975.35
Due to Philhealth	20201040		317,847.99
Due to SSS	20201110		599.40
Guaranty/Security Deposit Payable	20401040		35,776,630.34
Customers' Deposits Payable	20401050		9,055,066.05
Other Deferred Credits	20501990		54,576,121.12
Leave Benefits Payable	20601020		16,922,204.58
Other Payables	29999990		9,303,258.70
Government Equity	30101020		866,925.40
Revaluation Surplus	30201010		28,265,234.04
Retained Earnings/ (Deficit)	30701010		1,910,435,766.11
Waterworks System Fees	40202090		1,058,324,815.10
Interest Income	40202210		5,275,367.00
Fines and Penalties-Business Income	40202230		48,832,533.29
Other Business and Business Income	40202990		7,746,421.04
Income From Grants and Donations in Cash	40402010		1,944,543.79
Miscellaneous Income	40603990		2,200,179.93
Salaries and Wages-Regular	50101010	119,723,881.09	
Salaries and Wages-Casual/Contractual	50101020	37,104,842.09	
Personnel Economic Relief Allowance (PERA)	50102010	13,778,879.62	
Representation Allowance (RA)	50102020	1,893,750.00	
Transportation Allowance (TA)	50102030	1,893,750.00	
Clothing/ Uniform Allowance	50102040	3,584,600.00	
Honoraria	50102100	471,050.00	
Overtime and Night Pay	50102130	6,541,096.21	
Year End Bonus	50102140	14,079,052.61	
Cash Gift	50102150	2,972,000.00	
Other Bonuses and Allowances	50102990	17,128,344.03	
Retirement and Life Insurance Premiums	50103010	19,043,007.13	
Pag-ibig Contributions	50103020	708,881.79	
Philhealth Contributions	50103030	2,741,653.68	
Employees Compensation Insurance Premiums	50103040	691,945.25	
Provident/Welfare Fund Contributions	50103050	803,982.07	
Other Personnel Benefits	50104990	12,720,663.90	
Travel Expenses-Local	50201010	381,197.50	
Travel Expenses-Foreign	50201020	-	
Training Expenses	50202010	1,760,363.76	
Office Supplies Expense	50203010	2,286,823.91	
Accountable Forms Expenses	50203020	507,805.90	
Non-Accountable Forms Expenses	50203030	362,672.60	
Medical, Dental and Laboratory Supplies Expenses	50203080	119.00	
Drugs and Medicines Expenses	50203070	16,440.10	
Fuel, Oil and Lubricants Expenses	50203090	8,884,066.80	
Chemicals and Filtering Supplies Expenses	50203130	5,095,919.46	
Semi-Expendable Machinery and Equipment Expenses	50203210	403,856.35	
Semi-Expendable Furniture, Fixtures and Books Expenses	50203220	238,113.25	
Other Supplies and Materials Expenses Expenses	50203990	1,282,332.27	
Electricity	50204020	6,806,764.96	
Postage and Courier Services	50205010	80,531.00	
Telephone Expenses	50205020	1,281,011.51	
Internet Subscription Expenses	50205030	445,550.03	
Cable, Satellite, Telegraph and Radio Expenses	50205040	18,595.00	
Awards/Rewards Expenses	50206010	746.75	
Indemnities	50206030	350,371.45	
Survey Expenses	50207010	500.00	
Generation, Transmission and Distribution Expenses	50209010	669,031,287.24	
Extraordinary and Miscellaneous Expenses	50210030	135,600.00	
Legal Services	50211010	110,000.00	
Auditing Services	50211020	587,402.42	
Consultancy Services	50211030	128,400.00	
Other Professional Services	50211990	-	
Janitorial Services	50212020	1,004,403.61	
Security Services	50212030	13,739,156.66	
Other General Services	50212990	12,800.00	
Repairs and Maintenance-Infrastructure Assets	50213030	9,949,333.97	
Repairs and Maintenance-Buildings and Other Structures	50213040	396,319.74	
Repairs and Maintenance-Machinery & Equipment	50213050	833,977.63	
Repairs and Maintenance- Transportation Equipment	50213060	3,109,772.06	
Repairs and Maintenance- Furniture and Fixtures	50213070	-	



REPUBLIC OF THE PHILIPPINES
CAGAYAN DE ORO CITY WATER DISTRICT
Corrales Avenue, Cagayan de Oro City

ANNEX F

Trial Balance
As of December 31, 2022

Account Name	Account Code	Debit	Credit
Repairs and Maintenance-Semi Expendable Machinery	50213210	7,600.00	
Taxes, Duties and Licenses	50215010	21,671,821.58	
Fidelity Bond Premiums	50215020	97,218.75	
Insurance Expenses	50215030	1,078,235.77	
Labor and Wages	50216010	5,105,200.71	
Advertising, Promotional and Marketing Expenses	50299010	944,859.05	
Printing and Publication Expenses	50299020	1,076,329.23	
Representation Expenses	50299030	-	
Transportation and Delivery Expenses	50299040	704,866.55	
Rent/ Lease Expenses	50299050	1,848,000.00	
Membership Dues and Contributions To Organizations	50299060	221,607.37	
Donations	50299080	113,946.32	
Directors and Committee Member'S Fee	50299120	2,119,374.92	
Major Events and Conventions Expenses	50299180	1,832,489.08	
Other Maintenance and Operating Expenses	50299990	2,391,834.64	
Interest Expenses	50301020	21,533,271.09	
Bank Charges	50301040	18,515.00	
Depreciation-Infrastructure Assets	50501030	56,561,621.53	
Depreciation-Buildings and Other Structures	50501040	8,508,518.33	
Depreciation-Machinery and Equipment	50501050	34,436,678.64	
Depreciation-Transportation Equipment	50501060	6,986,487.42	
Depreciation-Furniture, Fixtures and Books	50501070	1,657,387.69	
Amortization-Intangible Assets	50502010	989,727.28	
Impairment Loss-Loans and Receivable	50503020	1,382,884.52	
		<u>5,351,203,826.14</u>	<u>5,351,203,826.14</u>



Statement of Financial Position
As of December 31, 2022
(With comparative figures for CY 2021)

	2022		2021		Increase (Decrease) Over Last Year	
	Amount	% to Total	Amount	% to Total	Amount	% to Total
ASSETS						
Current Assets						
Cash and Cash Equivalent						
Cash on Hand						
Cash -Collecting Officers	4,008,201.58	0.16	1,081,584.03	0.04	2,926,707.55	270.50
Petty Cash	-	-	-	-	-	-
Local Currency on Hand	-	-	-	-	-	-
Cash in Bank-Local Currency						
Cash In Bank- Local Currency, Current Account	113,900,836.46	4.49	71,971,876.48	2.79	41,928,959.98	58.26
Cash Equivalent	20,331,858.37	1.16	43,417,712.07	1.69	(14,085,854.60)	(32.44)
Time Deposits-Local Currency	147,240,986.41	5.80	116,471,173.48	4.52	30,769,812.93	36.42
Investments						
Investments in Time Deposits	227,881,040.86	8.98	365,223,861.18	14.17	(137,342,820.32)	(37.61)
Investment in Time Deposits-Local Currency	-	-	-	-	-	-
Receivables						
Accounts Receivable						
Accounts Receivable	594,304,186.93	21.83	525,950,990.35	20.41	28,353,196.58	5.39
Allowance For Impairment-Accounts Receivable	(45,905,268.17)	(1.81)	(44,934,669.53)	(1.74)	(970,598.65)	2.16
Other Receivables						
Receivable- Disallowances/Charges	126,963,935.07	5.00	88,563,294.89	3.44	38,400,640.18	43.36
Due From Officers And Employees	50,499.55	-	50,499.55	-	-	-
Other Receivables	1,176,927.76	0.05	1,162,672.93	0.05	14,254.83	1.23
Allowance For Impairment-Other Receivables	(1,052,777.82)	(0.04)	(992,633.55)	(0.04)	(62,144.27)	6.25
Total	635,534,500.32	25.03	569,799,154.65	22.11	65,735,348.67	11.54
Inventories						
Inventory Held for Manufacturing						
Work-in-Process Inventory	862,985.32	0.03	188,749.94	0.01	674,235.38	357.21
Finished Goods Inventory	(335,074.93)	(0.01)	2,076,888.69	0.08	(2,411,963.63)	(116.13)
Inventory Held for Consumption						
Office Supplies Inventory	5,024,722.01	0.20	6,239,498.99	0.24	(1,214,776.98)	(19.47)
Accountable Forms, Plates And Stickers	947,077.00	0.04	962,011.09	0.04	(14,934.00)	(1.55)
Non-Accountable Forms Inventory	515,486.88	0.02	378,245.21	0.01	137,241.67	36.28
Drugs And Medicines Inventory	5,043.00	-	8,010.00	-	(2,967.00)	(37.04)
Fuel, Oil and Lubricant Inventory	879,865.45	0.03	560,842.58	0.02	319,022.87	56.88
Chemicals And Filtering Supplies Inventory	2,628,939.07	0.10	2,045,313.62	0.08	583,625.45	28.53
Construction, Materials Inventory	150,094,069.68	5.91	155,299,777.28	6.03	(5,205,707.60)	(3.35)
Other Supplies and Materials Inventory	10,112,694.43	0.40	9,413,495.50	0.37	699,198.93	7.43
Semi-Expendable Machinery & Equipment Inventory	350,163.14	0.01	128,947.69	0.01	221,215.45	171.55
Semi-Expendable Furniture and Fixtures Inventory	178,837.32	0.01	173,198.37	0.01	5,638.95	3.26
Total	171,264,808.37	6.75	177,474,979.06	6.89	(6,210,170.69)	(3.50)
Other Current Assets						
Prepayments						
Prepaid Registration	98,139.99	-	94,274.37	-	3,865.62	4.10
Prepaid Insurance	437,445.51	0.02	607,576.37	0.02	(170,130.86)	(28.00)
Withholding Tax at Source	-	-	-	-	-	-
Other Prepayments	150,138.16	0.01	117,411.53	-	32,726.63	27.87
Advances						
Advances for Operating Expenses	1,602.00	-	-	-	1,602.00	100.00
Advances for Payroll	-	-	-	-	-	100.00
Advances to Officers and Employees	368.00	-	-	-	368.00	-
Total	687,685.66	0.03	819,262.27	0.03	(131,576.61)	(16.39)
Total Current Assets	1,182,609,024.62	46.58	1,229,788,430.64	47.73	(47,181,008.02)	(3.84)
Non-Current Assets						
Property, Plant and Equipment, net						
Land						
Land	40,830,774.18	1.61	40,830,774.18	1.58	-	-
Infrastructure Assets						
Plant-Utility Plant in Service (UPIS)	1,795,155,616.35	70.71	1,736,462,796.44	67.00	68,692,819.91	3.98
Accumulated Depreciation-Plant (UPIS)	(1,107,729,010.71)	(43.63)	(1,046,979,793.74)	(40.63)	(60,749,216.97)	5.80
Total Infrastructure Assets	687,426,605.64	27.08	689,483,002.70	26.37	7,943,602.94	1.17
Buildings and Other Structures						
Buildings	53,831,054.09	2.12	51,802,045.08	2.01	2,029,009.01	3.92
Water Plant, Structure and Improvements	132,398,827.77	5.22	118,213,530.99	4.59	14,185,296.78	12.00
Total Buildings and Other Structures	186,229,881.86	7.34	170,015,576.07	6.60	16,214,305.79	9.54
Accumulated Depreciation-Buildings	(25,343,365.37)	(1.00)	(20,089,901.32)	(0.78)	(5,253,464.05)	26.00
Accumulated Depreciation-Water Plant	(58,390,651.61)	(2.30)	(58,037,632.15)	(2.25)	(353,019.46)	0.06
Total Accumulated Depreciation	(83,734,016.98)	(3.30)	(78,127,533.47)	(3.03)	10,607,810.28	(13.58)
Total Buildings and Other Structures, net	102,495,864.88	4.04	91,888,042.60	3.57	26,822,116.07	29.19
Machinery and Equipment						
Machinery	322,639,292.15	12.71	309,531,252.80	12.01	13,108,039.35	4.23
Accumulated Depreciation-Machinery	(278,533,749.71)	(10.97)	(253,374,988.79)	(9.83)	(25,158,790.92)	9.93
Office Equipments	64,954,642.45	2.56	62,304,091.45	2.41	2,750,551.00	4.42
Accumulated Depreciation-Office Equipments	(42,699,301.81)	(1.68)	(37,520,038.05)	(1.47)	(4,779,263.76)	12.60
Information And Communication Technology Equipment	21,612,958.56	0.87	18,499,941.37	0.72	3,112,947.19	16.88
Accumulated Depreciation-Information And Communication	(4,736,746.61)	(0.19)	(2,679,632.75)	(0.10)	(2,057,113.86)	76.77
Communication Equipment	11,229,051.13	0.44	11,229,051.13	0.44	-	-
Accumulated Depreciation-Communication Equipment	(32,171.88)	-	(22,272.84)	-	(9,899.04)	44.44
Construction And Heavy Equipment	4,418,208.50	0.17	7,270,014.50	0.29	2,030,384.00	27.63
Accumulated Depreciation-Construction And Heavy Equipment	(1,808,598.11)	(0.07)	(1,078,763.67)	(0.04)	(729,834.44)	67.65
Disaster Response And Rescue Equipment	1,594,950.00	0.06	1,049,950.00	0.04	545,000.00	51.91
Accumulated Depreciation-Disaster Response And Rescue Equip.	(506,269.59)	(0.02)	(308,653.59)	(0.01)	(197,607.00)	64.00
Sports Equipment	16,800.00	-	16,800.00	-	-	-
Technical & Scientific Equipment	41,207.82	-	41,207.82	-	-	-
Other Equipment	84,771,377.78	3.34	78,221,239.40	3.04	6,550,138.38	8.37
Accumulated Depreciation-Other Equipment	(14,551,647.63)	(0.57)	(12,314,844.81)	(0.48)	(2,236,802.82)	18.16
Total Machinery and Equipment	173,411,102.14	6.83	180,465,284.26	7.00	(7,054,182.12)	(3.91)



Statement of Financial Position
As of December 31, 2022
(With comparative figures for CY 2021)

	2022		2021		Increase (Decrease) Over Last Year	
	Amount	% to Total	Amount	% to Total	Amount	% to Total
ASSETS						
Transportation Equipment						
Motor Vehicles	93,738,642.98	3.69	91,079,496.48	3.53	2,659,146.50	2.92
Accumulated Depreciation-Motor Vehicles	(60,924,310.98)	(2.40)	(52,937,823.56)	(2.09)	(6,986,487.42)	(12.95)
Total Transportation Equipment	32,814,332.00	1.29	37,141,672.92	1.44	(4,327,340.92)	(11.65)
Furniture, Fixtures and Books						
Furniture, Fixtures And Books	7,575,233.70	0.30	7,169,438.76	0.28	405,795.00	5.66
Accumulated Depreciation-Furniture, Fixtures And Books	(6,811,853.42)	(0.27)	(5,154,465.73)	(0.20)	(1,657,387.69)	(32.15)
Total Furniture, Fixtures and Books	763,380.28	0.03	2,014,972.97	0.08	(1,251,592.69)	(62.11)
Construction in Progress						
Construction in Progress-Infrastructure Assets	54,817,693.73	2.16	39,381,092.16	1.53	15,436,601.57	39.20
Construction in Progress-Buildings And Other Structures	146,575,966.36	5.77	150,928,725.19	5.86	(4,352,758.83)	(2.88)
Total	201,393,660.09	7.93	190,309,817.35	7.39	11,083,842.74	5.82
Total Accumulated Depreciation						
Property, Plant and Equipment, net	1,239,135,627.21	48.81	1,272,133,876.94	47.43	(33,216,356.02)	(2.72)
Intangible Assets						
Computer Software	10,631,277.00	0.42	6,519,694.09	0.25	4,111,582.91	63.06
Other Intangible Assets	4,056,086.48	0.16	4,056,086.48	0.16	-	-
Accumulated Depreciation-Computer Software	(431,397.16)	(0.02)	(129,192.12)	(0.01)	(302,205.04)	(234.15)
Accumulated Depreciation-Other Intangible Assets	(6,238,551.60)	(0.25)	(5,551,119.36)	(0.22)	(687,432.24)	(12.38)
Total Accumulated Depreciation						
Total	8,017,414.72	0.32	4,895,549.09	0.19	3,121,865.63	63.77
Other Assets						
Prepayments						
Advances To Contractor	1,301,887.83	0.05	2,862,415.32	0.11	(1,560,527.49)	(54.53)
Deposits						
Guaranty Deposit	10,004,727.86	0.39	9,838,345.12	0.38	166,382.74	1.69
Restricted Funds						
Restricted Funds	94,312,451.58	3.71	103,727,959.67	4.03	(9,415,508.09)	(9.08)
Other Assets						
Other Asset	3,376,862.43	0.13	3,376,862.43	0.13	-	-
Total	108,995,925.70	4.29	119,805,582.54	4.65	(10,809,656.84)	(9.02)
Total Non-Current Assets	1,356,148,971.63	53.42	1,346,834,798.61	52.27	25,228,568.81	1.99
Total Assets	2,538,797,996.25	100.00	2,576,623,139.25	100.00	(37,865,143.00)	(1.47)
LIABILITIES						
Current Liabilities						
Financial Liabilities						
Payables						
Accounts Payable	181,302,273.84	7.14	119,942,629.42	4.66	61,359,644.42	31.16
Due To Officers And Employees	17,225.85	-	17,225.85	-	-	-
Loans Payable-Domestic	81,115,961.58	3.20	91,736,322.45	3.56	(10,620,360.87)	(11.58)
Total	262,435,461.27	10.34	211,696,177.72	8.22	50,739,283.55	23.97
Inter-Agency Payables						
Due to SIR	7,780,769.17	0.31	8,221,149.59	0.32	(440,380.42)	(5.36)
Due to GSIS	5,729,753.11	0.23	3,412,179.49	0.13	2,317,573.62	67.92
Due to Pag-ibig	163,975.35	0.01	2,042,311.47	0.08	(1,878,336.12)	(91.97)
Due to Philhealth	317,847.99	0.01	35,576.68	-	282,271.31	793.42
Due to SSS	599.40	-	599.40	-	-	-
Total	13,992,945.02	0.55	13,711,816.63	0.53	281,128.39	2.03
Trust Liabilities						
Guaranty/Security Deposit Payable	35,776,630.34	1.41	35,913,934.13	1.39	(137,303.79)	(0.38)
Total	35,776,630.34	1.41	35,913,934.13	1.39	(137,303.79)	(0.38)
Other Payables						
Other Payables	9,303,258.70	0.37	11,211,352.71	0.44	(1,908,094.01)	(17.02)
Total	9,303,258.70	0.37	11,211,352.71	0.44	(1,908,094.01)	(17.02)
Provisions						
Leave Benefits Payable	16,922,304.58	0.67	15,530,207.73	0.60	1,391,996.85	8.96
Total	16,922,304.58	0.67	15,530,207.73	0.60	1,391,996.85	8.96
Total Current Liabilities	334,438,499.91	13.23	288,083,488.92	11.18	50,367,010.99	17.48
Non-Current Liabilities						
Loans Payable						
Loans Payable-Domestic	225,216,613.34	9.03	310,333,755.47	12.04	(81,117,142.13)	(26.14)
Trust Liabilities						
Customers' Deposits Payable	9,055,066.05	0.36	9,055,066.05	0.35	-	-
Deferred Credits						
Other Deferred Credits	54,576,121.12	2.15	52,210,896.65	2.03	2,366,024.47	4.53
Total Non-Current Liabilities	293,847,800.51	11.54	371,598,518.17	14.42	(78,751,117.66)	(21.19)
Total Liabilities	631,278,300.42	24.87	659,662,407.09	25.60	(28,384,106.67)	(4.30)
EQUITY						
Government Equity	866,925.40	0.03	866,925.40	0.03	-	-
Revaluation Surplus	28,265,234.04	1.11	28,265,234.04	1.10	-	-
Retained Earnings/ (Deficit)	1,878,347,536.39	73.99	1,887,828,572.72	73.27	(9,481,036.33)	(0.50)
Total Equity	1,907,479,695.83	75.13	1,916,960,132.16	74.40	(9,481,036.33)	(0.49)
Total Liabilities and Equity	2,538,797,996.25	100.00	2,576,623,139.25	100.00	(37,865,143.00)	(1.47)



REPUBLIC OF THE PHILIPPINES
CAGAYAN DE ORO CITY WATER DISTRICT
Corrales Avenue, Cagayan de Oro City

ANNEX F-2

Statement of Changes in Government Equity
For the Period Ended December 31, 2022

	Government Equity	Revaluation Surplus	Retained Earnings/ (Deficit)	Total
Balance at January 01, 2021	866,925.40	28,265,234.04	1,925,194,388.21	1,954,326,547.65
Changes in Equity for CY 2021				
Add/(Deduct):				
Additions (deductions)				
Prior period adjustments			(5,657,613.27)	(5,657,613.27)
Net income (loss) for the period			(31,708,202.22)	(31,708,202.22)
Balance at December 31, 2021	866,925.40	28,265,234.04	1,887,828,572.72	1,916,960,732.16
Changes in Equity for CY 2021				
Add/(Deduct):				
Additions (deductions)				
Prior period adjustments			22,607,193.39	22,607,193.39
Net income (loss) for the period			(32,088,229.72)	(32,088,229.72)
Balance at December 31, 2022	866,925.40	28,265,234.04	1,878,347,536.39	1,907,479,695.83



Statement of Profit or Loss and Other Comprehensive Income
For the Period Ended December 31, 2022

	Current Month						Year-to-Date					
	Actual	% to Total	Budget	% to Total	Variance	% to Total	Actual	% to Total	Budget	% to Total	Variance	% to Total
Income												
Business Income												
Waterworks System Fees	88,475,379.48	91.98	104,715,846.00	92.22	(16,240,466.52)	(15.51)	1,098,324,815.10	94.13	1,236,590,218.00	92.22	(138,265,402.90)	(15.78)
Interest Income	902,200.94	0.94	553,194.00	0.49	350,006.94	63.81	3,275,367.00	0.47	6,638,308.00	0.49	(1,362,939.00)	(20.53)
Fees and Penalties-Business Income	4,237,372.87	4.41	5,074,560.00	4.56	(937,187.13)	(18.11)	48,832,333.29	4.34	62,094,742.00	4.56	(13,262,408.71)	(21.36)
Other Business Income	752,654.86	0.78	3,622,200.00	3.07	(2,870,545.14)	(73.18)	7,756,431.04	0.69	36,336,684.00	3.07	(28,580,252.96)	(78.71)
Total	94,371,618.15	98.11	113,475,820.00	99.94	(19,104,201.85)	(16.84)	1,120,179,136.43	99.63	1,361,709,953.00	99.94	(241,530,816.57)	(17.74)
Amortization and Deductible Income From Grants And Donations In Cash												
	1,311,702.98	1.34	-	-	1,311,702.98	-	1,944,543.79	0.17	-	100.00	1,944,543.79	100.00
Other Non-Operating Income												
Miscellaneous Income	528,540.25	0.55	89,647.00	0.08	438,893.25	650.17	2,205,179.03	0.20	835,742.00	0.06	1,369,437.03	163.28
Total Income	96,191,861.48	100.00	113,565,467.00	100.00	(20,373,605.52)	(18.12)	1,126,223,860.13	100.00	1,362,545,695.00	100.00	(236,321,834.87)	(17.48)
Expenses												
Less Operating Expenses:												
Personal Services												
Salaries and Wages												
Salaries and Wages-Regular	5,923,208.08	10.22	11,662,582.00	10.27	1,739,373.92	14.91	119,723,881.00	10.65	120,950,084.00	10.27	30,227,193.91	14.48
Salaries and Wages-Casual/Contractual	1,223,213.15	3.35	3,499,861.00	3.25	236,647.85	6.84	37,104,842.00	3.30	41,517,612.00	3.05	4,412,769.91	10.63
Other Compensation												
Personal Economic Relief Allowance (PERA)	(3,880.83)	-	1,234,147.00	1.09	1,238,027.83	100.31	13,778,879.62	1.23	14,810,004.00	1.09	1,031,124.38	6.96
Representation Allowance	153,900.00	0.16	180,917.00	0.16	27,017.00	15.15	1,893,738.00	0.17	2,171,804.00	0.16	277,254.00	12.77
Transportation Allowance	153,500.00	0.16	180,917.00	0.16	27,417.00	15.15	1,893,738.00	0.17	2,171,804.00	0.16	277,254.00	12.77
Clothing/Uniform Allowance	(3,283.37)	-	308,500.00	0.27	311,783.37	101.06	3,584,608.00	0.32	3,702,000.00	0.27	117,400.00	3.17
Boarding	-	-	158,000.00	0.14	158,000.00	100.00	471,058.00	0.44	1,896,000.00	0.14	1,424,942.00	75.18
Diversion and Night Pay	1,537,739.81	2.64	545,956.00	0.48	(1,000,783.81)	(264.82)	6,541,096.21	0.58	6,551,472.00	0.48	16,375.79	0.14
Year-end Bonus	777,627.58	0.82	1,349,672.00	1.10	472,044.42	37.77	14,079,052.61	1.25	14,986,004.00	1.10	910,111.39	6.13
Cook Gift	38,666.74	0.04	297,090.00	0.23	218,423.26	84.94	2,973,000.00	0.26	3,083,032.00	0.23	110,032.00	3.64
Other Bonus and Allowances	1,379,977.55	3.51	1,594,959.00	1.37	(1,821,018.55)	(116.81)	17,128,344.03	1.52	18,707,308.00	1.37	1,579,163.97	8.44
Personal Benefit Contributions												
Retirement and Life Insurance Premiums	1,969,275.72	1.86	1,661,846.00	1.46	307,429.72	5.01	19,043,007.13	1.69	19,942,128.00	1.46	899,120.87	4.21
Pay-able Contributions	38,390.36	0.04	61,700.00	0.05	3,309.64	5.35	768,881.79	0.07	740,400.00	0.05	31,481.79	4.28
PhilHealth Contributions	257,722.13	0.27	272,385.00	0.24	14,662.87	5.38	2,741,653.68	0.24	3,268,620.00	0.24	526,966.32	16.12
Employee Compensation Insurance Premiums	58,085.48	0.06	61,700.00	0.05	3,614.52	5.86	691,945.23	0.06	740,400.00	0.05	48,454.75	6.24
Provident/Welfare Fund Contributions	131,802.72	0.14	69,956.00	0.06	(61,846.72)	(87.26)	803,982.07	0.07	829,472.00	0.06	35,489.93	4.25
Other Personal Benefits												
Terminal Leave Benefits	-	-	-	-	-	-	-	-	-	-	-	-
Other Personal Benefits	17,058,058.92	17.54	225,043.00	0.20	(11,791,015.90)	(3,852.99)	13,720,663.90	1.13	3,640,914.00	0.27	(10,080,147.90)	(247.51)
Total Personal Services	34,306,788.22	35.56	23,229,185.00	20.46	(11,077,603.23)	(47.69)	355,841,379.47	32.75	278,750,228.00	20.46	22,868,840.53	8.20
Maintenance and Other Operating Expenses												
Traveling Expenses												
Travel Expenses-Local	87,300.32	0.09	220,383.00	0.19	133,073.68	60.38	381,107.50	0.09	1,644,396.00	0.19	2,261,398.50	85.91
Traveling Expenses-Foreign	-	-	16,667.00	0.01	16,667.00	100.00	-	-	200,004.00	0.01	200,004.00	100.00
Training and Scholarship Expenses												
Training Expenses	366,395.31	0.38	375,000.00	0.33	108,504.69	28.96	1,760,363.76	0.16	4,500,000.00	0.33	2,739,636.24	60.88
Supplies and Materials Expenses												
Office Supplies Expense	176,347.03	0.18	526,583.00	0.46	350,235.97	66.51	2,286,823.91	0.20	6,318,972.00	0.46	4,032,148.09	63.81
Accountable Forms	52,380.90	0.05	132,575.00	0.12	81,195.10	60.78	507,805.90	0.05	1,602,900.00	0.12	1,095,094.10	68.32
Non-Accountable Forms	78,297.00	0.08	102,441.00	0.09	24,144.00	23.57	362,672.60	0.03	1,229,282.00	0.09	866,609.40	70.56
Drug & Medical Expenses	-	-	10,054.00	0.01	10,054.00	100.00	16,440.10	-	120,648.00	0.01	104,207.90	86.37
Medical, Dental & Lab. Sup.	-	-	1,478.00	-	1,478.00	100.00	139.00	-	17,736.00	-	17,617.00	99.31
Gas	-	-	-	-	-	-	-	-	-	-	-	-
Fuel, Oil and Lubrication Expenses	1,348,252.72	1.40	441,271.00	0.39	(907,981.72)	(205.77)	8,884,086.80	0.79	5,295,274.00	0.39	(3,588,812.80)	(67.77)
Chemicals and Filtering Supplies Expenses	503,567.00	0.52	787,372.00	0.69	283,805.00	36.04	5,895,919.46	0.45	9,448,464.00	0.69	4,352,544.54	46.07
Small-Expendable Machinery and Equipment Expenses	33,278.70	0.03	202,090.00	0.18	168,791.30	83.53	463,856.35	0.04	2,424,108.00	0.18	2,020,251.65	83.34
Small-Expendable Furniture, Fixtures and Books Expenses	95,142.75	0.10	79,494.00	0.07	(15,648.75)	(19.79)	338,113.23	0.03	953,648.00	0.07	715,334.75	75.00
Other Supplies and Materials Expenses	68,023.30	0.07	347,507.00	0.31	279,483.70	80.40	1,282,382.27	0.11	4,170,084.00	0.31	2,887,701.73	69.21
Subscription Expenses												
Utility Expenses												
Electricity	570,548.64	0.59	416,667.00	0.37	(153,881.64)	(36.93)	4,806,764.96	0.41	5,000,004.00	0.37	(1,893,239.04)	(38.14)
Communication Expenses												
Postage and Courier Service	7,422.00	0.01	8,008.00	0.01	586.00	7.33	80,531.00	0.01	96,096.00	0.01	15,565.00	16.20
Telephone Expenses	345,061.79	0.36	162,251.00	0.14	(182,810.79)	(112.07)	1,281,011.31	0.11	1,947,012.00	0.14	666,000.69	34.21
Internet Subscription Expenses	82,970.03	0.09	96,127.00	0.08	13,156.97	13.69	445,550.03	0.04	1,155,534.00	0.08	707,973.97	61.37
Cable, Satellite, Telegraph and Radio Expenses	1,377.50	-	3,334.00	-	2,056.50	61.68	18,799.00	-	40,000.00	-	21,201.00	53.52
Awards/Bonuses, Prizes and Incentives												
Awards/Bonuses Expenses	-	-	1,000.00	-	1,000.00	100.00	746.75	-	12,000.00	-	11,253.25	93.78
Incentives	211,823.90	0.22	33,334.00	0.03	(178,489.90)	(535.49)	330,371.45	0.03	400,000.00	0.03	49,628.55	12.41
Survey, Research, Exploration and Development Expenses												
Survey Expenses	-	-	29,167.00	0.03	29,167.00	100.00	500.00	-	350,004.00	0.03	349,504.00	99.89
Construction, Transportation and Distribution Expenses	91,491,388.20	95.09	90,458,084.00	82.37	3,007,795.80	5.06	669,891,287.24	59.51	713,497,008.00	52.36	44,403,728.76	6.21
Confidential, Intelligence and Extraordinary Expenses												
Extraordinary and Miscellaneous Expenses	31,614.82	0.03	11,300.00	0.01	(22,314.82)	(197.49)	135,800.00	0.01	135,600.00	124.21	-	-
Professional Services	49,000.00	0.04	30,000.00	0.03	(10,000.00)	(33.33)	110,000.00	0.01	360,000.00	0.03	250,000.00	69.44
Legal Services	-	-	-	-	-	-	-	-	-	-	-	-



Statement of Profit or Loss and Other Comprehensive Income
For the Period Ended December 31, 2022

	Current Month						Year-to-Date					
	Actual	% to Total	Budget	% to Total	Variance	% to Total	Actual	% to Total	Budget	% to Total	Variance	% to Total
Auditing Services	14,926.00	0.02	51,275.00	0.09	36,349.00	70.89	567,402.42	0.05	615,300.00	0.05	27,897.58	4.53
Consultancy Services	16,000.00	0.02	15,000.00	0.02	1,000.00	15.79	128,600.00	0.01	228,000.00	0.02	99,600.00	43.08
Other Professional Services	-	-	124,273.00	0.11	124,273.00	100.00	-	-	1,491,276.00	0.11	1,491,276.00	100.00
General Services												
Janitorial Services	85,170.17	0.09	116,667.00	0.10	31,496.83	27.00	1,094,409.61	0.09	1,400,004.00	0.10	305,604.39	28.26
Security Services	1,546,042.40	1.60	1,344,126.00	1.18	(195,916.40)	(14.58)	13,739,136.66	1.22	16,129,512.00	1.18	2,390,375.34	14.82
Other General Services	-	-	57,250.00	0.05	57,250.00	100.00	12,800.00	-	687,000.00	0.05	674,200.00	98.14
Repairs and Maintenance												
Repairs and Maintenance-Infrastructure Assets	707,652.35	0.74	1,866,473.00	1.64	1,158,820.65	62.09	9,949,331.97	0.88	22,377,676.00	1.64	12,428,344.03	55.58
Repairs and Maintenance-Buildings and Other Structures	21,399.98	0.02	104,661.00	0.09	83,261.02	77.64	386,319.74	0.04	1,255,932.00	0.09	869,612.26	68.44
Repairs and Maintenance-Machinery and Equipment	134,673.36	0.14	621,469.00	0.55	487,015.64	78.34	823,977.63	0.07	7,460,368.00	0.55	6,636,390.37	88.82
Repairs and Maintenance-Transportation Equipment	307,327.21	0.32	250,000.00	0.22	(57,327.21)	(22.91)	3,169,772.06	0.28	3,080,012.00	0.22	(89,760.06)	(3.60)
Repairs and Maintenance-Furniture and Fixtures	-	-	8,334.00	0.01	8,334.00	100.00	-	-	106,008.00	0.01	106,008.00	100.00
Repairs and Maintenance - Semi-Expandable Furniture and Fixtures	-	-	8,334.00	0.01	8,334.00	100.00	-	-	100,008.00	0.01	100,008.00	100.00
Repairs and Maintenance - Semi-Expandable Machinery	-	-	18,310.00	0.02	18,310.00	100.00	7,608.00	-	220,004.00	0.02	212,406.00	96.52
Taxes, Insurance, Premiums and Other Fee												
Taxes, Duties and Licenses	-	-	41,667.00	0.04	41,667.00	100.00	6,607.34	-	500,004.00	0.04	493,396.66	98.00
Fidelity Bond Premiums	7,937.30	0.01	23,000.00	0.02	15,062.70	65.49	97,218.75	0.01	276,800.00	0.02	179,581.25	64.78
Insurance Expenses	76,749.16	0.07	210,575.00	0.19	139,825.84	66.49	1,078,231.77	0.10	2,526,900.00	0.19	1,448,668.23	57.37
Franchise and Regulatory Requirements Expenses	1,783,730.77	1.85	1,821,744.00	1.60	38,013.23	2.09	21,895,124.24	1.93	21,800,928.00	1.60	195,803.76	0.90
Labor and Wages	822,205.44	0.85	596,644.00	0.53	(225,561.44)	(37.81)	5,105,209.71	0.45	7,119,736.00	0.53	2,014,526.29	28.70
Other Maintenance and Operating Expenses												
Advertising, Promotional and Marketing Expenses	547,100.90	0.57	199,167.00	0.18	(347,933.90)	(69.26)	944,859.05	0.08	1,318,004.00	0.10	365,144.95	27.87
Printing and Publication Expenses	965,336.67	1.00	120,815.00	0.11	(844,521.67)	(693.62)	1,076,329.23	0.10	1,337,780.00	0.11	481,450.77	36.09
Representation Expenses	-	-	87,790.00	0.08	87,790.00	100.00	-	-	1,053,480.00	0.08	1,053,480.00	100.00
Transportation and Delivery Expenses	330,710.00	0.34	52,638.00	0.05	(278,072.00)	(528.27)	704,866.55	0.06	631,696.00	0.05	(73,170.55)	(11.59)
Rent/Lease Expenses	168,000.00	0.17	134,667.00	0.12	33,333.00	24.75	1,948,000.00	0.18	2,096,004.00	0.15	348,004.00	11.83
Membership Dues and Contributions to Organizations	117,654.54	0.12	30,834.00	0.03	(86,820.54)	(464.72)	221,407.37	0.02	250,000.00	0.02	28,592.63	11.36
Dues/Lease	190,000.00	0.20	14,667.00	0.01	(175,333.00)	(499.99)	111,946.32	0.01	200,004.00	0.01	88,942.32	44.47
Cultural and Athletic Expenses	-	-	104,167.00	0.09	104,167.00	100.00	413,750.00	0.04	1,256,004.00	0.09	842,254.00	66.74
Directors' and Committee Members' Fees	421,853.00	0.44	205,000.00	0.18	(216,853.00)	(105.78)	2,119,374.92	0.19	2,468,000.00	0.18	348,625.08	13.85
Major Events and Convention Expenses	987,448.00	1.03	181,934.00	0.16	(805,514.00)	(442.71)	1,832,480.06	0.16	2,183,200.00	0.16	350,719.94	16.06
Other Maintenance and Operating Expenses	517,653.99	0.54	397,545.00	0.35	(120,108.99)	(68.31)	1,994,990.64	0.18	3,690,540.00	0.27	1,695,549.36	45.95
Total Maintenance and Other Operating Expenses	70,222,595.15	73.00	72,347,831.00	63.56	1,945,235.65	2.70	768,474,133.90	68.25	866,914,058.00	63.56	97,539,904.10	11.26
Total Operating Expenses	104,529,383.57	108.67	95,397,016.00	84.02	(9,132,367.57)	(9.57)	1,024,353,513.37	91.11	1,144,764,258.00	84.02	120,408,344.63	10.52
Financial Expenses												
Interest Expenses	1,645,393.20	1.71	2,374,395.35	2.09	728,002.15	36.70	31,531,371.09	1.92	28,492,744.43	2.09	4,038,626.66	36.43
Non-Cash Expenses												
Depreciation and Amortization	9,236,372.44	9.71	9,846,648.00	8.67	(610,275.56)	(5.18)	109,140,438.89	9.71	118,126,994.00	8.67	9,013,533.11	7.63
Impairment Loss-Losses and Receivables	838,136.33	0.87	269,894.00	0.18	(568,242.33)	(299.31)	1,382,884.52	0.12	2,518,728.00	0.18	1,135,843.48	45.10
Total Expenses	118,249,485.34	120.96	107,827,979.35	94.96	(10,421,506.00)	(7.98)	1,136,412,088.87	100.85	1,265,392,724.42	94.96	127,023,634.55	10.83
Net Income	(28,127,624.86)	(28.98)	8,717,493.48	8.04	(35,845,117.71)	(693.86)	(32,089,328.72)	(2.85)	68,695,967.58	5.04	(180,698,187.80)	(146.72)



REPUBLIC OF THE PHILIPPINES
CAGAYAN DE ORO CITY WATER DISTRICT
 Corrales Avenue, Cagayan de Oro City

ANNEX F-4

Statement of Cash Flows
As of December 31, 2022

	Current Month	Year to Date
CASH FLOWS FROM OPERATING ACTIVITIES		
Cash Inflows:		
Collection of Water Bills	88,188,439.42	1,067,917,459.37
Collection of Other Water Revenues	568,792.93	7,131,123.26
Collection of Fines and Penalties	73,185.20	666,750.35
Collection of Other Business Income	958,240.00	9,607,769.00
Return of Cash Advances	41,239.00	381,722.72
Refund Of Overpayment Of Personnel Services	-	9,104.91
Receipt of refund of overpayment of maintenance and other operating expense	-	7,004.04
Receipt of guaranty/security deposits	-	700,850.22
Interest Income	80,716.34	551,058.87
Receipt of shares, grants and donations	1,311,702.98	1,944,543.79
Collection of receivable from audit disallowances	51,703.00	8,097,366.09
Other Receipts	246,162.48	6,113,283.78
Adjustment- Fund Transfer from Non-Cash & Cash Equivalent	-	151,153,146.40
Adjustment- Cash in Bank	18,223.30	997,511.32
Total Cash Inflows	91,538,404.65	1,255,278,694.12
Cash Outflows:		
Payment of Expenses	54,831,216.61	779,466,045.66
Purchase of Inventories	1,122,827.12	18,721,022.19
Grant of Cash Advances	739,907.40	7,510,451.38
Prepayments	16,870.00	10,214,123.28
Refund of Deposits	2,498.90	183,411.90
Payment of Payables	1,796,533.77	20,063,367.13
Remittance of Personnel Benefit Contributions & Mandatory Deductions	17,734,351.23	166,740,934.24
Other Disbursements	68,686.95	8,518,902.60
Total Cash Outflows	76,312,891.98	1,011,418,258.38
Net Cash Provided by/(Used in) Operating Activities	15,225,512.67	243,860,435.74
CASH FLOWS FROM INVESTING ACTIVITIES		
Cash Inflows:		
Total Cash Inflows	-	-
Cash Outflows:		
<i>Purchase/construction/Rehabilitation of</i>		
Construction of infrastructure assets	127,466.38	26,261,787.00
Construction of buildings and other structures	-	1,103,505.93
Purchase of machinery and equipment	628,465.43	20,310,706.07
Purchase of furniture, fixtures and books	125,500.00	380,987.32
Purchase of transportation equipment	-	4,010,498.72
Other Property, Plant and Equipment	-	3,979,268.09
Construction in progress	3,601,462.29	35,264,455.09
Payment of other fees charged to projects	-	360,656.15
Advances to contractors	-	777,905.35
Payment of retention fee to contractors	71,069.20	6,399,496.41
Payment for rehabilitation of property, plant and equipment (capitalized repair)	74,040.00	970,582.59
Total Cash Outflows	4,628,003.30	99,819,848.72
Net Cash Provided By/(Used In) Investing Activities	(4,628,003.30)	(99,819,848.72)
CASH FLOWS FROM FINANCING ACTIVITIES		
Cash Inflows:		
Proceeds from domestic loans	-	-
Total Cash Inflows	-	-
Cash Outflows:		
Payment of domestic loans	7,759,959.83	91,737,503.00
Payment of Interest on Loans and Other Financial Charges	1,645,393.20	21,533,271.09
Total Cash Outflows	9,405,353.03	113,270,774.09
Net Cash Provided By/(Used In) Financing Activities	(9,405,353.03)	(113,270,774.09)
INCREASE/(DECREASE) IN CASH AND CASH EQUIVALENTS	1,192,156.34	30,769,812.93
CASH AND CASH EQUIVALENTS, BEGINNING	146,048,830.07	116,471,173.48
CASH AND CASH EQUIVALENTS, ENDING	147,240,986.41	147,240,986.41



Notes to Financial Statements
December 31, 2022

I. GENERAL

Note 1 Basis of Reporting

- Cagayan de Oro City Water District (COWD) is a government-owned and controlled corporation that collects, purifies and distributes potable water to its concessionaires in Cagayan de Oro City and Municipality of Opol.
- The financial statements have been prepared in accordance with Philippine Financial Reporting Standards applied on a consistent basis. The Revised Chart of Accounts (RCA) for Government Corporations as prescribed per Commission on Audit Circular No. 2015-010 dated December 01, 2015 is used in the recording of the District's financial transactions and presentation of the Financial Statements.

Note 2 Significant Accounting Policies

- Investments on Time Deposits. The District recognizes and records placement of cash in local currency based on the following:
 - the District's intention whether to keep these funds whether for the purpose of meeting short-term cash commitments and is convertible into known amounts of cash, subject to an insignificant risk of change in value or they are set aside for a specific purpose and are either notionally or legally ring-fenced.
 - maturity whether it's three-months or less from the date of placement

Allowance for Doubtful Accounts. The District uses the aging of accounts receivable for provision for doubtful account.

Age of Accounts	Percentage
1-60 days	1%
61-180 days	2%
181-1 year	3%
More than 1 year	5%

Supplies Inventory. The District uses the asset method in recording materials and supplies. Expense is recognized upon issuance of the items stored in stocks. Prepayments. The District adopts the asset method in recording payment for insurance, and vehicle registration which are amortized monthly throughout the period of coverage.

Property, Plant and Equipment (PPE).

- Direct cost of land acquired and other incidental expenses are capitalized as part of the cost of land.
- PPE are carried at cost less accumulated depreciation. The Depreciation is computed using the straight-line method over the estimated useful lives of the properties ranging from 5 to 50 years after deducting the residual value equivalent to 10% of the original cost of the asset from the total cost of the asset.
- The cost of maintenance and minor repairs is charged to expense as incurred, while major repairs, which prolong the life of the assets, are capitalized. When assets are retired or otherwise disposed of, the cost and related accumulated depreciation and amortization are removed from the accounts and any resulting gain or loss is charged to current operation.

Payable Accounts. The District recognized and records payables in the books of accounts only upon delivery of the goods/inventory/other assets and rendition of services to the District.

Income Recognition. Revenues are recorded using the accrual basis of accounting.

Correction of Fundamental errors. All prior period Income/Expense Account Adjustments/Errors are corrected using Retained Earnings Unappropriated Account while Adjustments/ Errors affecting current years operation are charged to current year's accounts.

Note 3 Subsequent Events

- The Accounting Division set up payable for various operating and maintenance expenses for 2022 payable in CY 2023. The cut-off period was January 27, 2023.
- Due to this cut-off, some operating expenses for CY 2022 that are expected to be paid in 2023 are not included in the total account setup for various payable for CY 2022 because the necessary data pertaining to these expenses are not yet available at that moment. Some of these payables are Rice Allowance and Overtime Pay. These expenses will be charged directly to Retained Earnings Unappropriated Account upon payment of this payables.

II. BALANCE SHEET

Note 4 Cash and Cash Equivalent

- The District's cash account consists of undeposited collections and deposits in banks available for general expenditures incurred in operations. The Cash Collecting Officers consists of undeposited cash on hand while Cash in bank - Local Currency is primarily composed of Current Interest Bearing Accounts where its disbursements are thru checks issuances and at the same time earn interest income from its account balances. This account consists of the following:

Cash -Collecting Officers	4,008,291.58
Petty Cash	-
Local Currency on Hand	-
Cash in Bank-Local Currency, Current Account	113,900,836.46
Time Deposits-Local Currency	29,331,858.37
Total Cash and Cash Equivalent	147,240,986.41
Cash- Collecting Officer	
-Carrales-Main Office	2,975,837.21
-Kauswagan-Sub Office (reconciliation is on going)	711,266.39
-Tinao-Sub Office	321,187.98
Total	4,008,291.58
Cash in Bank-Local Currency, Current Account	
-Amanah Bank	666,915.48
-Development Bank in the Philippine	91,309,659.99
DBP Capistrano	13,638,001.72
DBP Capital Improvement 2	13,602.84
DBP Disaster Risk Reduction Program Account /Contingency Fund	2,010,341.53
DBP Carrales	32,129,984.90
DBP Cowd NHA Cdo Bayanihan Project	970,307.92
DBP Cowd Online Collection Account	718,294.34
DBP Expansion & Operating Reserve	1,285,795.05
DBP POS/ IPG Payment	448,994.05
DBP RTC Fund	381,273.75
DBP Sendong OP Grant	397,203.43
DBP E-Gov Account	84,877.46
DBP NRW Reduction Project	477,150.35
DBP Cowd WSS Projects-Sendong 2	3,169,386.38
DBP Cowd Pension & Benefit Fund	11,508,942.46



REPUBLIC OF THE PHILIPPINES
CAGAYAN DE ORO CITY WATER DISTRICT
 Corrales Avenue, Cagayan de Oro City

ANNEX F-5

Notes to Financial Statements
 December 31, 2022

-Land Bank of the Philippines		17,750,538.84
LBP Capistrano Was Calanan Project	4,504,033.31	
LBP Puerto	431,954.13	
LBP Carmon Branch	3,314,081.30	
LBP Capistrano Branch	8,998,695.18	
LBP Linketai	491,774.92	
LBP E-Gov Account	<u>10,000.00</u>	
-Philippine Veterans Bank		630,934.57
-United Coconut Planters Bank		3,342,787.58
UCPB Savings Bulua	497,605.65	
UCPB Savings Capistrano	1,023,404.49	
UCPB Lapasan	1,821,777.44	
Total		<u>113,900,836.46</u>
Time Deposits-Local Currency		
-Capital Improvement		-
-DBP Cowd Pension & Benefit Fund		-
-NRW Reduction Project		22,201,050.23
-RTC Fund		2,075,107.13
-DBP Cowd WSS Projects-Sendong 2		<u>5,055,701.01</u>
Total		<u>29,331,858.37</u>

Collection of Water Bills

CY 2022	Actual	Budget	Over / (Under)
Jan-22	89,173,171.98	98,901,372.00	(9,728,200.02)
Feb-22	85,481,281.81	98,901,372.00	(13,420,090.19)
Mar-22	93,638,758.75	98,901,372.00	(5,262,613.25)
Apr-22	78,218,132.73	98,901,372.00	(20,683,239.27)
May-22	98,086,939.16	98,901,372.00	(814,432.84)
Jun-22	86,943,659.17	98,901,372.00	(11,957,712.83)
Jul-22	91,387,693.95	98,901,372.00	(7,513,678.05)
Aug-22	92,092,394.52	98,901,372.00	(6,808,977.48)
Sep-22	89,899,120.94	98,901,372.00	(9,002,251.06)
Oct-22	81,238,197.70	98,901,372.00	(17,663,174.30)
Nov-22	89,650,039.66	98,901,372.00	(9,251,332.34)
Dec-22	88,188,439.42	98,901,372.00	(10,712,932.58)
Total	<u>1,863,997,829.79</u>	<u>1,186,816,464.00</u>	<u>(122,818,634.21)</u>

Note 5 Investments

The District's Temporary Investment in Development Bank of the Philippines (DBP) consists of the following:

Capital Improvement	149,292,448.26
Expansion and Operating Expenses	25,108,117.23
NRW Reduction Project	10,495,069.06
RTC Fund	1,047,432.08
COWD WSS Project-Sendong 2	21,199,838.13
Pension and Benefits Fund	20,738,136.10
Total Investment in Time Deposits	<u>227,881,040.86</u>

Note 6 Receivables

The District's Receivables consists of the following:

Net Accounts Receivable-Customers	508,398,918.76
Receivable- Disallowances/Charges	126,963,935.07
Due from Officers and Employees	50,499.55
Net Other Receivables	121,149.94
Total Receivables	<u>635,534,503.32</u>
Billing, net of billing adjustments	1,051,193,691.84
Penalty, net of penalty adjustment	48,165,782.94
Collections, net of adjustments	<u>(1,071,006,278.20)</u>
Net Increase/ (Decrease)	28,353,196.58
Beginning Balance	525,950,990.35
Total	<u>554,304,186.93</u>
Allowance for Impairment-Accounts Receivable	<u>(45,905,268.17)</u>
Net Accounts Receivable	<u>508,398,918.76</u>

Part of the beginning balance:

Reclassified from Other Assets A/R- Inactive Account per COA AOM NO. COWD2017-18	176,231,078.44
Write-off 1316 dormant accounts from 5/1987-12/2008	<u>(9,390,761.29)</u>
	<u>166,840,317.15</u>



REPUBLIC OF THE PHILIPPINES
CAGAYAN DE ORO CITY WATER DISTRICT
 Corrales Avenue, Cagayan de Oro City

Notes to Financial Statements
December 31, 2022

COA Notice of Disallowance for the period covered CY 1994 to CY1999

Reference	Date	Transaction	Amount Disallowed	Need Not be	Adjusted
CSB No.		Period		Refunded/Lifted	Disallowance
95-001-101(94)	8/24/1995	Jan.-Dec.'94	2,060,962.95		
97-001(95)	4/8/1997	Jan.-Dec.'95	4,860,096.26		
98-001(96)	6/9/1998	Jan.-Dec.'96	1,603,601.66		
99-001-101(97)	3/23/1999	Jan.-Dec.'97	<u>2,236,099.30</u>		
Total			10,760,760.17		
Less: Miscalculation			<u>32,317.17</u>		
Adjusted Amount			<u>10,728,443.00</u>	6,773,047.36	3,955,395.64
Less: COWD Retirement Plan Fund Returned to General Fund per JV#12-016-10					<u>1,866,177.89</u>
Net Amount Disallowed 1994-1997 recorded in the books					2,089,217.75
per JV#02-025A-16 dtd. 2/29/16 and JV#12-029-16					
Less: Amount deducted from Orlando Romero (P4,450.00)					
/Elva Ubay-Ubay (P 4,450.00)/Rommel Gaylo (P 1,600.00)					
per DV#15-07-03-021					<u>10,500.00</u>
Net Amount Disallowed 1994-1997					2,078,717.75
2000-001-(98/99)	9/25/2000	Jan. 1, 1998 to May 31, 1999	<u>37,363,278.47</u>		<u>37,363,278.47</u>
Add:					
COA AOM 2016-11 (Travel to Cambodia) recorded in the books per JV#12-25A-16					<u>529,216.29</u>
Subtotal					<u>39,971,212.51</u>
COA Notice of Disallowance for CY 2009 (AOM No.COWD20-04(19) dated 2/10/2020)					
Mid-Year & Year-End Incentive Pay, Service Incentive Pay,Cash Gift and Financial Assistance to the officers and employees of COWD for calendar year 2009					<u>27,778,504.42</u>
Anniversary Pay 2014 per COA-Decision No. 2021-097 dated 2/26/2021				7,662,816.31	
Less: Terminal Leave Pay & Benefit Deductions				<u>1,084,816.62</u>	<u>6,577,999.69</u>
COWD Provident Fund Employer Share for CY 2017					
COA Notice of Disallowance No.2022-002(17) dated 6/10/2022				12,828,601.62	
COA Notice of Disallowance No.ND#2022-006(17) dated 6/28/22				<u>1,289,750.80</u>	<u>14,118,352.42</u>
COWD Provident Fund Employer Share for CY 2018					
COA Notice of Disallowance No.2022-005(18) dated 6/27/2022				5,411,814.62	
COA Notice of Disallowance No.2022-001(18) dated 1/5/2022				<u>16,584,029.60</u>	<u>21,995,844.22</u>
COWD Provident Fund Employer Share for CY 2019					
COA Notice of Disallowance No. 2021-001(19) dated 3/23/2021				21,690,654.74	
COA Notice of Disallowance No.2022-004(19) dated 6/24/22				<u>4,421,115.15</u>	
Total				26,111,769.89	
Less: Refunded by Provident Fund per COWD OR#4318566 dated 11/29/21				<u>8,000,000.00</u>	
: Refunded by Provident Fund per COWD OR#4322835 dated 02/11/2022				<u>3,000,000.00</u>	
: Refunded by Provident Fund per COWD OR# 4332160 Dated 8/11/22				<u>5,000,000.00</u>	<u>10,111,769.89</u>
COWD Provident Fund Employer Share for CY 2020					
COA Notice of Disallowance No. 2022-003(20) dated 6/13/2022				6,559,149.75	
Less: Withheld from Rizalito Abut's terminal leave per DV#22-02-05-072 dated 2/10/22					
for his COWD Provident Fund Employer Share in CY 2020				<u>15,291.00</u>	<u>6,543,858.75</u>
Total Accounts Receivable from COA Disallowances					<u>127,097,541.90</u>

Other Receivables

The District's Receivables consists of the following:

Insurance Claims Receivable	13,558.36
Gov't Agencies	237,852.82
Non Government Organization	1,727.05
Customers	112,053.15
Ex-employees and Officers	2,393.71
Electric Companies	63,844.00
Employees of Other Water Districts	1,150.00
Hotels	9,089.66
Hospitals	2,129.56
Past Board of Directors	132,145.35
Subdivisions	300,757.04
Schools	33,236.28
Suppliers	5,155.73
Water Districts	86,761.53
USAID	84,000.00
Calasanan Habitat For Humanity Relocation Site	21,504.00
Grand Kafinga Relocation Site	6,200.00
Others	49,074.69
Refunds	<u>14,254.83</u>
Total	<u>1,176,927.76</u>
Allowance for Impairment-Accounts Receivable	<u>(1,055,777.82)</u>
Net Accounts Receivable	<u>121,149.94</u>



REPUBLIC OF THE PHILIPPINES
CAGAYAN DE ORO CITY WATER DISTRICT
Cerrales Avenue, Cagayan de Oro City

ANNEX F-5

Notes to Financial Statements
December 31, 2022

Note 7 Inventories

This account includes items stored in COWD warehouse, such as office supplies, janitorial supplies, fuel, oil & lubricants, plant materials, operating supplies, chemicals, construction materials, finished goods, tools, meters and other supplies.

Inventory Held for Manufacturing	527,910.39
Inventory Held for Consumption	170,736,897.98
Total Inventories	171,264,808.37

Inventory Held for Manufacturing	
-Work-in-Process Inventory	862,985.32
-Finished Goods Inventory	(335,074.93)
Total Inventory Held for Manufacturing	527,910.39

Inventory Held for Consumption	
-Office Supplies Inventory	5,024,722.01
-Accountable Forms, Plates And Stickers	947,077.00
-Non-Accountable Forms Inventory	515,486.88
-Drugs And Medicines Inventory	5,043.00
-Fuel, Oil and Lubricant	879,865.45
-Chemicals and Filtering Supplies Inventory	2,628,939.07
-Construction, Materials Inventory	150,094,069.68
-Other Supplies and Materials Inventory	10,112,694.43
-Semi-Expendable Office Equipment Inventory	350,163.14
-Semi-Expendable Furniture and Fixtures Inventory	178,837.32
Total Inventory Held for Consumption	170,736,897.98
Total Inventories	171,264,808.37

Note 8 Other Current Assets

The District's Other Current Assets consists of the following:

Prepaid Expenses	
Prepaid Insurance	385,804.89
Prepaid LTO Registration	98,139.99
Prepaid Fidelity Bond	51,640.62
Others	150,138.16
Advances to Officers and Employees	360.00
Advances For Operating Expenses	1,602.00
Total	687,685.66

Note 9 Property, Plant and Equipments

The District's Property, Plant and Equipment consists of the following:

Lands	40,830,774.18
Infrastructure Assets	1,795,155,616.35
Buildings and Other Structures	186,229,881.86
Machinery and Equipment	516,279,578.39
Transportation Equipment	93,738,642.98
Furniture, Fixtures and Books	7,575,233.70
Construction in Progress	201,393,570.09
Total Property, Plant and Equipment	2,841,283,297.55
Less: Accumulated Depreciation	(1,602,067,670.34)
Total	1,239,135,627.21

PPE Held For Future Use

Category	Amount
A. Future Site of Production Wells	
1. Baling, Lot Area:250sq.m TCT# T133577 (Wenceslao Galope)	
2. Baling, Lot Area:324sq.m TCT# T126589 (Leonel Caballero)	
3. Pantakon Igpit Opol, MisOr., Lot Area 718sq.m. No TCT (Jose Tanco)	739,200.00
B. Submersible Motors & Others	268,911.00
C. Pressure Sustaining Valves	1,978,620.00
TOTAL PPE HELD FOR FUTURE USE	2,986,731.00



REPUBLIC OF THE PHILIPPINES
CAGAYAN DE ORO CITY WATER DISTRICT
 Corrales Avenue, Cagayan de Oro City

Notes to Financial Statements
December 31, 2022

Note 10 Other Assets (Non-current)

The District's Other Assets consists of the following:

Advances to Contractors	1,301,887.83
Guaranty Deposits	10,004,727.86
Restricted Funds	94,312,451.58
Other Assets	3,376,862.43
Total	<u><u>108,995,929.70</u></u>

Guaranty Deposits

This account consists of cash deposits to various offices for specific purposes such as guaranty for fulfillment of obligations.

<u>Office</u>	<u>Purpose</u>	<u>Amount</u>
CEPALCO	Electric bill deposit	5,583,842.78
MORESCO	Electric bill deposit	83,775.72
MISORTEL	Telephone deposit	51,417.00
COACO	oxygen/acetylene tank deposit	2,500.00
Mabuhay Vinyl Corporation	gas chlorine tank deposit	489,000.00
City Treasurer's Office	bond of projects	2,338,040.63
Metropolitan Circuit Trial Court	bond of projects	10,000.00
DPWH Region 10	bond of projects	1,224,385.41
Pryce Corporation Incorporated	tank deposit	7,000.00
Cagayan de Oro Corporation	Deposit	150,000.00
MisOr 2nd Dist. Eng'g Office	Cash bond of projects	14,766.32
Primestar Realty & Developer Inc.	Rental deposit	50,000.00
Total		<u><u>10,004,727.86</u></u>

Restricted Funds

This account consists of deposits for special or specific purposes such as guaranty for the fulfillment of obligations, holdout deposits and garnished bank accounts. This also includes special & time deposit in bank to set aside the deposits received from the customers and the balance of this bank account will offset the balance of Customers Deposits.

<u>Description</u>	<u>Bank</u>	<u>Purpose</u>	<u>Amount</u>
COWD/LWUA JSA	DBP	Special Deposit	6,943,805.28
	DBP	Time Deposit	7,952,005.23
	LBP	Garnished Accounts	1,263,079.50
		Total	<u>16,158,890.01</u>
Customers Guaranty Deposit	DBP	Special Deposit	72,505.83
	DBP	Time Deposit	12,292,478.20
	LBP	Garnished Accounts	34,020.93
		Total	<u>12,399,004.96</u>
COWD Capital Improvement	LBP	Garnished Accounts	15,262.67
COWD Savings Account	LBP	Garnished Accounts	10,302.26
Loan Hold Out Deposits-DBP Loan	DBP	Hold-out Deposits	35,784,500.47
Loan Hold Out Deposits-DLSC	DBP	Hold-out Deposits	29,944,491.21
Total			<u><u>94,312,451.58</u></u>



REPUBLIC OF THE PHILIPPINES
CAGAYAN DE ORO CITY WATER DISTRICT
 Corrales Avenue, Cagayan de Oro City

Notes to Financial Statements
December 31, 2022

DBP-Hold Out Deposit for Loan

Per Continuing Deed of Assignment with Hold-out with the DBP dated September 30, 2008, under no. 3

Terms and Conditions:

At any time while the Term Loan is outstanding, the Assignor shall cause to be maintained in the Deposit Account an amount equivalent to at least two(2) monthly amortizations (principal & interest) due on the Term Loan, mentioned in the Term Loan Agreement (collectively, the "Amount Held-Out"). For this purpose, the Assignor agrees not to make any withdrawal from the deposit account that will diminish the balance thereof to an amount less than the Amount Held-Out. The Assignor agrees that the Assignee shall have full control over the Amount Held-Out while the Term Loan and other amounts due thereon or by reason thereof remain outstanding and the Assignor cannot withdraw the same or any portion thereof without the prior written consent of the Assignee. Further, the Assignor hereby authorizes the Assignee to debit from the Deposit Account all amounts due and payable by the Assignor to the Assignee under the Term Loan Agreement and other documents executed in connection with the Term Loan.

Per Deed of Assignment with Hold-out Agreement dated Feb. 07, 2017

The Assignee has granted the Assignor a total Loan of P 433,039,067.00 to be secured by an assignment with hold-out of Assignor's Peso Deposit with the Assignee. The Assignor has a deposit with the Assignee the amount of P 125,099,740.74, P 75,055,289.53 and P 5,500,000.00 covered by the Savings Account Nos. 0810-020011-531, 0810-027324-530 and 0810-020011-160. Therefore, by these presents, hereby assigns, transfers and conveys unto the Assignee all its rights, title to and interests in the deposit, together with all the interest due thereon and/or any renewal, roll-over or substitution thereof issued to and its name to the extent of the amount due and payable. The Assignor agrees that the Assignee shall have full control over the Amount Held-Out while the Term Loan and other amounts due thereon or by reason thereof remain outstanding and the Assignor cannot withdraw the same or any portion thereof without the prior written consent of the Assignee. Furthermore, the Assignor hereby authorizes the Assignee to debit from the Deposit Account all amounts due and payable by the Assignor to the Assignee under the Term Loan Agreement and other documents executed in connection with the Term Loan.

DBP-Hold Out for Irrevocable Domestic Standby Letter of Credit

DBP Corrales issued on April 18, 2018 an Irrevocable Domestic Standby Letter of Credit No. DSLC18006 of Cagayan de Oro City Water District to be opened against COWD deposit hold-out per Account No. 0810-020011-531. This will serve as a Guarantee in compliance with the Bulk Water Supply Agreement dated October 30, 2017, under no. 4.07 of the Terms and Conditions.

Garnished Accounts

On April 03, 2007 the Bureau of Internal Revenue ordered the garnishment of the COWD funds from depository banks. Therefore, these current accounts are frozen until BIR will lift its garnishment order.

Other Assets

→ This account consists of the following:

Visayan Surety-Injunction Bond	400,407.96
Land Transfer Cost -Deferred Costing	193,658.56
Non-moving Items for disposal	168,813.61
Idle Land	2,363,042.95
Land Occupied by Squatters	245,000.00
DPWH-2nd District Misamis Oriental	5,939.35
Total	<u>3,376,862.43</u>

Idle Land & Land Occupied by Squatters. These are owned by COWD but are not currently being used.



REPUBLIC OF THE PHILIPPINES
CAGAYAN DE ORO CITY WATER DISTRICT
Corrales Avenue, Cagayan de Oro City

ANNEX F-5

Notes to Financial Statements
December 31, 2022

Note 11 Financial Liabilities

— The District's Financial Liabilities consists of the following:

Accounts Payable	181,302,273.84
Due to Officers and Employees	17,225.85
Other Financial Liabilities	81,115,961.58
Total	262,435,461.27

Other Financial Liabilities -Loans Payable

Development Bank of the Philippines	79,978,127.58
Local Water Utility Administration	1,137,834.00
Total	81,115,961.58

Note 12 Inter-Agency Payable

— The District's Inter-Agency Payable consists of the following:

Due to BIR	7,780,769.17
Due to GSIS	5,729,753.11
Due to Pag-ibig	163,975.35
Due to Philhealth	317,847.99
Due to Government Corporation -SSS	599.40
Total	13,992,945.02

Note 13 Trust Liabilities

— The District's Trust Liabilities consists of the following:

Retention on contract payments	30,189,985.15
Performance and Bids Securities	5,586,645.19
Total	35,776,630.34

Note 14 Other Payables

— The District's Other Payables consists of the following:

Legal Counsel (Notarial Fee)	2,062,339.00
FLOW	91,744.72
COWD Provident Fund	223,107.62
Hospitals	8,999.76
Various Payables	6,917,067.60
Total Other Payables	9,303,258.70

Note 15 Loan Payables

— The District's Loan Payables consists of the following:

Local Water Utility Administration	12,646,563.90
Development Bank of the Philippines	216,570,049.44
Total	229,216,613.34



Notes to Financial Statements
December 31, 2012

Loans Payable

Loans Payable consists of the following loans granted by Local Water Utilities Administration (LWUA) and Development Bank of the Philippines. Details is shown below:

LAN/PH	Particulars	Year	Loan Terms			Start of Amortization	Repayment Period (years)	Principal	Repayments	Balance as of 12/31/22
			Lender	Interest	Maturity					
1-057	Phase II - A Prod. Wells	10/1/1983	LWUA	11%	12/31/2015	1/31/1990	26.00	5,000,000.00	5,001,181.00	(1,181.00)
1-051	Phase II-B Project - Schedules A, B & C	2/11/1988	LWUA	13%	7/31/2021	8/31/1998	26.00	65,079,394.29	95,079,394.29	0.00
3-747	Phase III - 520.128M	5/30/1996	LWUA	13%	9/30/2031	10/31/2005	26.00	520,128,000.00		
	Less Payment as of 08/2008							(9,334,840.00)		
	Balance							510,793,160.00		
	Less Amount refinanced by DBP							(296,118,104.00)		
	Loan Amount - Phase 3 214.6M			13%	9/30/2031	9/30/2008	23.08	214,675,696.00		
	Less: Payments as of April 2013							(10,144,575.00)		
	Balance							204,530,481.00		
	Less: Amount refinanced by DBP							(183,623,730.10)		
	Balance for amortization							20,906,750.90	7,121,172.00	13,785,578.90
3-840	Phase 3 - 191.121M	7/5/2006	LWUA	13%				191,121,000.00		
	Less Payment as of 08/2008							(2,320,113.00)		
	Balance							188,800,887.00		
	Less: Amount refinanced by DBP							(188,800,887.00)		
	Balance							-		
4-2317	Phase III - 200M	6/31/2006	LWUA	12.5%	12/31/2026	1/31/2007	20.00	100,000,000.00		
	Total			13.5%				100,000,000.00		
	Less: Payments as of April 2013							(20,678,853.00)		
	Balance							179,321,147.00		
	Less: Amount refinanced by DBP							(179,321,147.00)		
	Balance							0.00	0.00	0.00
4-2547	Youngville WSS-4.108M	2/5/2009	LWUA	7.5%	11/30/2016	12/31/2011	5.00	4,106,071.24	4,106,071.24	0.00
	Total - LWUA LOANS							418,862,821.85	111,389,818.83	13,784,397.90
2008-181	502.011 M Refinanced Loan	9/30/2008	DBP	9.00	9/30/2023	10/30/2008	15.00	502,011,668.62	462,070,510.85	39,941,157.77
2013-007	370.203M Refinance Loan	5/00/2013	DBP	7.6%	5/00/2028	5/00/2013	15.00	370,203,774.64	236,429,408.40	133,684,696.04
2017-002	200 M Back to Back Loan	3/13/2017	DBP	4.65%	9/8/2017	9/8/2017	0.30	200,000,000.00	200,000,000.00	0.00
2017-008	180.090 NRW Reduction Program	9/8/2017	DBP	5.70%	9/8/2032	10/8/2017	15.00	180,090,092.80	63,031,332.13	117,058,760.67
2017-009	23.45M NRW Reduction Program	9/8/2017	DBP	4.65%	9/8/2024	10/8/2017	7.00	23,458,053.00	17,291,289.66	5,863,763.34
	Total - LWUA & DBP							1,694,623,109.79	1,496,623,229.77	310,332,574.92
	Less: Current Portion Long-term Debt									81,115,961.58
	Total Long-term Liabilities									229,216,613.34

SUMMARY:

	Acct 433 Long-term Loans	Acct 434 Current Portion	Total Loans
1-057 Phase II - A Prod. Wells	0.00	(1,181.00)	(1,181.00)
1-051 Phase II-B Project - Schedules A, B & C	0.00	0.00	0.00
3-747 Phase III - 520.128M	12,646,363.90	1,139,015.00	13,785,378.90
4-2317 Phase III - 200M	0.00	0.00	0.00
4-2547 Youngville WSS-4.108M	0.00	0.00	0.00
TOTAL LWUA	12,646,363.90	1,137,834.00	13,784,397.90
II. DBP			
2008-181 502.011M Refinanced Loan	9.85	39,941,147.92	39,941,157.77
2013-007 370.203M Refinanced Loan	109,004,444.36	24,680,251.68	133,684,696.04
2017-002 200 M Back to Back Loan	0.00	0.00	0.00
2017-008 180.090 NRW Reduction Program	105,052,553.73	12,006,006.12	117,058,559.85
2017-009 23.45M NRW Reduction Program	2,513,941.48	3,350,721.86	5,863,763.34
	316,570,849.44	79,978,127.08	396,548,976.52
GRAND TOTAL	329,216,613.34	81,115,961.58	310,332,574.92

The amount of Php502,011,668.62 was credited to LWUA's LBP-Commonwealth branch saving account no. 511357455-9 on September 30, 2008 and was applied as follows:

LAN	Loan Outstanding as of Aug. 2008	Application of the 80% loan	2% Preterm. Fee	Total Refinanced Amount	Outstanding Balance
1-051	79,122,331.80				
1-057	2,440,640.00				
3-747	510,793,160.00	296,118,104.00	5,922,362.08	302,040,466.08	214,675,696.00
3-840	188,800,887.00	188,800,887.00	3,776,317.74	192,576,904.74	
4-2317	196,075,263.00				
OAB	7,394,297.80	7,394,297.80		7,394,297.80	
TOTAL	984,626,877.60	491,313,288.80	9,698,679.82	502,011,668.62	

The amount of Php370,203,774.64 was credited to LWUA's LBP Commonwealth Branch Savings Account No. 511357455-9 on May 30, 2013 and was applied as follows:

LAN	Loan Outstanding as of Apr. 2013	Application of the 80% loan outstanding	2% Preterm. Fee	Total Refinanced Amount
1-051	63,590,316.61			
1-057	1,020,592.00			
3-747	204,530,481.00	183,623,730.10	3,572,474.60	187,296,204.70
4-2317	179,321,147.00	179,321,147.00	3,386,422.94	182,907,569.94
4-2547	3,095,483.24			
TOTAL	451,468,017.85	362,944,877.10	7,288,897.54	370,203,774.64

The pretermination fees charged by DBP and the front-end fees/documentary stamps.

Refinance Loan	2% Preterm. Fee	Front-end fee/ Doc stamp DBP	Start of Amort.	No. of years	Total Amount
502.011M	9,698,379.82	6,651,664.61	Oct. 2008	15.00	16,350,044.43
370.203M Refinance Loan	7,288,897.54	2,903,039.00	Jan. 2013	15.00	10,163,936.54
200 M Back to Back Loan		490,411.00	Sep. 2017	0.30	490,411.00
180.090 NRW Reduction Program		900,451.00	Oct. 2017	15.00	900,451.00
23.45M NRW Reduction Program		117,276.00	Oct. 2017	7.00	117,276.00



Notes to Financial Statements
December 31, 2022

Note 16 Deferred Credits

The District's Deferred Credits consists of the following:

Office of the President Sendong OP Grant	2,317,740.69	
COWD Bugo Village	328,850.12	
Service Connection Materials paid by customers	9,498,257.35	
Barangay Lapsan Rehabilitation Project	1,036,823.15	
COWD NRA CDO Bayanihan Village Project	10,691,220.60	
WSS Calanan Project	5,816,797.21	
COWD Service Connection Fee	1,051,960.00	
Others	23,834,463.00	
Other Deferred Credits	54,576,121.12	
LWUA Grant from		
Office of the Pres. per COWD OR#3542064 dtd. 1/4/12		52,791,000.00
Speaker Belmonte per COWD OR# 3534291 dtd. 1/24/12		1,000,000.00
Total LWUA Grant		53,791,000.00
Less: Disbursed		51,473,250.31
LWUA Grant Balance		<u>2,317,749.69</u>

Note 17 Government Equity

The District's Government Equity consists of the following:

A. City Government		
1. Fixed Assets turned over by the City Gov't to WD on Dec. 31, 1973, net of P1,035,562.30	544,711.22	
Less: Land reverted to donors (JV 12-60-05)	(18,900.00)	
2. A/R -Customers turned over on Dec. 31, 1973	167,199.08	
3. Cost of Cogon Market Pipeline	28,419.94	
Sub-total	<u>721,430.24</u>	
B. USAID Grant		
Regional Water Supply Training & Library.	145,495.16	
	<u>866,925.40</u>	
Total	866,925.40	

Note 18 Revaluation Surplus

The total amount of P28,442,834.00 was taken up representing under valuation of land and land rights and booked up per JV 11-36-96 and JV12-51-96. The amount of P177,600.00 representing appraisal cost of land reverted to donors per JV 12-20-05. Breakdown of parcels of land and its corresponding appraisal cost are as follows:

Location	Area sq.m.	Appraisal Cost
Aliba Reservoir	1441	386,057.50
Balulang PW No. 14	300	42,325.00
Balulang PW No. 4	200	20,000.00
Balungis PW No. 17	300	90,000.00
Bantiles, Bugo PW No. 11	400	103,127.25
Bentola PW No. 2	600	220,000.00
Bentola Reservoir	2784	395,232.00
Bugo, Reyes PW No.5	482	96,400.00
Bugo Reservoir	420	37,800.00
Bugo PW No. 6	150	21,000.00
Calanan PW No. 10	1409	650,008.18
Calanan PW No. 12	400	165,010.00
Calanan PW No. 15	400	167,780.00
Calanan	396	175,000.00
Camaman-an Reservoir	2698	187,844.37
Carmen	120	93,600.00
Carmen Reservoir	3600	879,650.00
Corrales Ave., Main Bldg.	991	9,806,307.00
Gaston Park	281	269,760.00
Greenhills Reservoir	420	252,000.00
Gusa	490	161,700.00
Kanwagan Shop Bldg.	4789	6,055,985.00
Macasandig Booster Pump	750	810,000.00
Macasandig PW No. 1 Operation Bldg.	1620	2,218,600.00
Macasandig PW No. 4	116	115,416.00
Macasandig PW No. 7	1200	540,000.00
Macasandig PW No. 8	432	140,560.00
Macasandig	252	70.18
Macasandig PW No. 3 & 3A	254	189,616.56



Notes to Financial Statements
December 31, 2022

Location	Area sq.m.	Appraisal Cost
Macasandig	348	156,600.00
Macasandig PW No. 9	7743	3,677,925.00
Macasandig Old Pump	218	320,460.00
Total		28,442,834.04
Land reverted to donor	150	(21,000.00)
Land reverted to donor	348	(156,600.00)
Total		28,265,234.04

Note 19 Donated Property Plant and Equipment

Part of the District's Retained Earnings Unappropriated are various Donated Property Plant and Equipment. Details as follows;

Laboratory Equipments	102,504.19
Transmission and Distribution Mains	42,631,006.51
Office Furnitures & Fixtures	66,950.00
Distribution Lines	843,073.25
Fire Hydrants	2,622,454.25
M.STB-Iponan, Westfield Home	941,247.09
PPE-TranspoEquip-Geo-Transpct	763,000.00
PPE-JICA Donation	40,994,730.00
PPE-Swiss Humanitarian Aid Donation	1,999,957.90
Total	90,964,923.19

Note 20 Revenue

Effects of COVID-19 pandemic on our revenue from Waterworks System Fees and Penalties. Details as follows;

Waterworks System Fees	Actual	Budget	Over / (Under)
Jan-22	89,173,171.98	104,715,846.00	(15,542,674.02)
Feb-22	84,502,133.61	104,715,846.00	(20,213,712.39)
Mar-22	83,676,097.02	104,715,846.00	(21,039,748.98)
Apr-22	90,323,809.60	104,715,846.00	(14,392,036.40)
May-22	83,677,086.69	104,715,846.00	(21,038,759.31)
Jun-22	88,306,635.03	104,715,846.00	(16,409,210.97)
Jul-22	90,413,909.60	104,715,846.00	(14,301,936.40)
Aug-22	90,511,334.27	104,715,846.00	(14,204,511.73)
Sep-22	90,172,021.65	104,715,846.00	(14,543,824.35)
Oct-22	88,813,851.59	104,715,846.00	(15,901,994.41)
Nov-22	90,279,384.58	104,715,846.00	(14,436,461.42)
Dec-22	88,475,379.48	104,715,846.00	(16,240,466.52)
Total	1,058,324,815.10	1,256,590,152.00	(198,265,336.90)

Penalties	Actual	Budget	Over / (Under)
Jan-22	4,084,476.91	5,174,562.00	(1,090,085.09)
Feb-22	4,237,372.87	5,174,562.00	(937,189.13)
Mar-22	3,842,580.60	5,174,562.00	(1,331,981.40)
Apr-22	3,915,750.20	5,174,562.00	(1,258,811.80)
May-22	4,862,669.42	5,174,562.00	(311,892.58)
Jun-22	3,899,467.46	5,174,562.00	(1,275,094.54)
Jul-22	4,184,922.68	5,174,562.00	(989,639.32)
Aug-22	3,875,723.78	5,174,562.00	(1,298,838.22)
Sep-22	4,095,000.25	5,174,562.00	(1,079,561.75)
Oct-22	3,892,923.19	5,174,562.00	(1,281,638.81)
Nov-22	4,333,220.97	5,174,562.00	(841,341.03)
Dec-22	4,237,372.87	5,174,562.00	(937,189.13)
Total	48,661,481.20	62,094,742.00	(13,433,260.80)

Note 21 Significant Disclosures

Joint Venture Agreement dtd. 8/14/17 between COWD and Metropac Water Investment Corporation (MWIC)

On June 8, 2015, COWD accepted the unsolicited MWIC's proposal to enter into a joint venture under Revised Joint Venture Guidelines issued by the National Economic Development Authority. The parties agreed to divide the JV activities into two phases: (1) the design and construction of transmission facilities and rehabilitation of the existing reservoir located at Camaman-an, Cag. de Oro to enable the distribution of the least 40MLD of potable bulk water within the eastern sector of Cag. de Oro to be completed within 12 months from the effectiveness of this agreement, and (2) the supply of at least 60MLD of bulk water treated to the service requirement of western sector, to be implemented within 2 months from the effectiveness of this agreement.

The JV Agreement was signed on August 14, 2017 under the JV Corporation corporate name Cagayan de Oro Bulk Water Inc. The initial authorized capital stock in the amount of Php 140,000,000.00 divided into 140,000,000 shares with par value of Php1.00 per share. The allocation of share of stocks is as follows:

	COWD	MWIC	TOTAL
Initial No. of Shares Subscribed	1,750,000.00	33,250,000.00	35,000,000.00
Additional No. of Shares Subscribed	5,250,000.00	95,750,000.00	105,000,000.00
Total No. of Share Subscribed	7,000,000.00	133,000,000.00	140,000,000.00
Amount Subscribed	₱ 7,000,000.00	₱ 133,000,000.00	₱ 140,000,000.00
% of Outstanding Capital	5.00%	95.00%	100.00%



Notes to Financial Statements
December 31, 2022

The subscription price for the Parties' additional subscriptions for an aggregate of P105,000,000 Shares shall be paid at such times and on such terms as may be determined by the Board; provided, that the Parties hereby acknowledge that the payment for the COWD's subscriptions for Shares shall be sourced from the rentals to be paid on COWD under the Lease Agreement

Bulk Water Supply Agreement dtd. 10/30/17 between COWD and Cag. De Oro Bulk Water Inc. (COBI) to supply treated water

Billing Month	Bulk Water Rates
1-24	P 16.00
25-36	P 16.60
37-600	Base Rate Fee + Fee Adjustment based on BWSA Agreement

Stages	Date	Period	MLD	Total MLD	Rate
Signing of BWSA	10/30/2017				
Stage 1: Completion of Production Phase	1/1/2018	Partial Delivery	40	40	16.00
	7/1/2018- 12/16/2018	Period 1-6	20	60	16.00
Stage 2: Completion of Transmission Phase	12/17/2018- 6/30/2020	Period 6-24	20	80	16.00
	7/1/2020	Period 25		80	16.60
	8/1/2020- 12/15/2020	Period 26-30		80	16.60
Stage 3: Years from Stage 2	12/16/2020- 6/30/2021	Period 30-36		80	16.60
	7/1/2021	Period 37		80	Parametric Formula
	every 3 years thereafter				
	1/2023-due to force majeure (COVID)			100	Parametric Formula

Lease Agreement of COWD Existing Facilities dtd. 10/30/17 between COWD and Cag. De Oro Bulk Water Inc. (COBI)

In pursuant to the Joint Venture Agreement, COWD agreed to lease the following facilities to Cag. De Oro Bulk Water Inc. This shall commence from the execution date dtd. 10/30/17 and shall remain effective and binding upon the Parties for as long as the JVA remains in effect, unless otherwise terminated in accordance with Section 5 of this agreement. For the exclusive use of this facilities the lessee shall pay the rental payment in the amount of P 7,000,000.00 covering the entire term of the Rent on the Commencement Date.

1. Deep Well#18 is located at Barangay Canito-an, Cagayan de Oro City. It has an approximate capacity of P 1,476 cubic meters/per day and has an effective elevation of 26 meters above mean sea level. It is in standby mode and only serves as alternative Deep Well source of COWD. It has an appraised market value of Php 1,770,000.00.

2. Deep Well#12 is located at Barangay Canito-an, Cagayan de Oro City. It has an approximate capacity of P 633 cubic meters/per day and has an effective elevation of 17.40 meters above mean sea level. It is in standby mode and only serves as alternative Deep Well source of COWD. It has an appraised market value of Php 2,364,000.00.

Humanitarian Donation of the Government of Switzerland to COWD

As part of the relief operation for the Victims of the Typhoon Sendong, the Government of Switzerland thru its Swiss Humanitarian Aid (SHA) donated the following Equipments to Cagayan de Oro City Water District with a total amount of Php 2,092,736.60 (CHF 44,647 X Php 46.87295 per CHF to Php exchange rate dtd. 1/30/2012) per Memorandum of Agreement & Letter of Donation between the COWD and the Swiss Humanitarian Aid of the Swiss Confederation dtd. June 1, 2012 and GM Memorandum 15, 9-2012.

- 2 Bladders 5,000 litres with drinking water distribution stand
- 1 Bladders 10,000 litres with drinking water distribution stand
- 1 water laboratory
- 1 well cleaning set
- 2 tool kit
- 1 repair kit for drinking water distribution stand
- 18 WATASOL.

Equipments Turn-over by Japan International Cooperation Agency (JICA) to COWD

As part of the Rehabilitation Project for COWD Facilities Damaged by Typhoon Sendong, Japan International Cooperation Agency(JICA) turn-over the following Equipments to Cagayan de Oro City Water District with a total amount of Php 40,994,730.00.

I. Production Facilities

A. New Booster Pump (3-Phase 440 V)		
150 Hp submersible pump & motor	7,500,000.00	
150 Hp VFD complete w/ panel board & accessories software	3,500,000.00	
	1,000,000.00	12,000,000.00
B. Production Well Motors (3-Phase 440V Submersible		
PW No. 1-125 Hp	2,000,000.00	
PW No. 4- 60 Hp (240V)	1,500,000.00	
PW No. 7- 60 Hp	1,500,000.00	
PW No. 9-125 Hp	2,000,000.00	
PW No. 19-100 Hp	2,000,000.00	
PW No. 24-30 Hp	800,000.00	9,800,000.00
C. Transformer		
Power Cable for BPS old	800,000.00	
Secondary Cable for BPS New-Yen Loan	800,000.00	1,600,000.00



Notes to Financial Statements
December 31, 2022

D. Chlorinating System		
100 ppd		1,000,000.00
E. Generator Set		
219 KVA for PWs 4,7,9 & 19	6,000,000.00	
75 KVA for PW 24	1,094,730.00	7,094,730.00
II. Other Facilities		
A. Laboratory Apparatus and Equipment		
Biosafety Cabinet		1,000,000.00
III. Service Connection Rehab		
A. Materials		
5/8"1/2" water meter		1,500,000.00
Total		48,994,738.00

- GSIS Payable- Premium Deficiency (ER) under MOA signed on October 31, 2013
Approved per Board Resolution Nos. 101, S-12 and 061, S-13(Annex "A") dated September 25, 2012 and July 15, 2013 respectively the Memorandum of Agreement (MOA) between COWD and GSIS for the settlement of unpaid premiums and interest for the period covered June 1978 to March 1992 with the net total obligation of P 6,410,706.93 and such is payable within a period of sixty (60) months, with interest rate of twelve percent (12%) per annum on a diminishing balance.

Approved per Board Resolution No. 010, S-2015 the 5-year term mode of payment of Government Share (GS) back Premium, Arrearages & Interest including 50% interest for retired and separated employees covering the period from June 1978 to March 1992 with a maximum total estimated amount of Php 3,155,157.21 and authorize the General Manager to enter into and sign a Supplemental Memorandum of Agreement (MOA) with GSIS for and in behalf of COWD. However, this was amended per Board Resolution No. 024,S-15.

Approved per Board Resolution No. 024,S-15 the resolution to pay the Government Share of Back Premium, Arrearages & Interest with 50% condonation covering the period from June 1978 to March 1992 for retired and or separated employees in the total amount of Php 1,380,681.56 on one time basis rather than the 5-year term mode of payment to save on interest charges that would amount to Php62,068.36.

- Memorandum of Agreement (MOA) dated March 19, 2014 between National Housing Authority (NHA) and Cagayan de Oro City Water District (COWD).
The COWD Board of Directors Resolution No. 100, S-13 approve the Memorandum of Agreement (MOA) by and between NHA and COWD for the Installation, Operation and Maintenance of the Development of Water Source with Overhead Steel Tank at the NHA-CDO Bayanihan Village Phase I located at Macapaya, Camaman-an, Cagayan de Oro City. The Project will be undertaken at an Estimated Total Project Cost of Eleven Million Eight Hundred Seventy Nine Thousand One Hundred Thirty Four Pesos (Php 11,879,134.00) to be completed within a period of 120 calendar days, breakdown as follows:

Lot Acquisition	280,000.00
Production Well Drilling	2,136,690.00
Support Facilities	6,365,950.00
Overhead Steel Tank	2,796,494.00
TOTAL	11,879,134.00

Funds for Installation of the said project shall be provided by NHA Forty Percent (40%) of the total project cost shall be released upon perfection of the Agreement while the rest of the project shall be released on progress payment basis. The said partial payment of 40% of the total project cost was received by COWD per OR No. 3789040 dated September 3, 2014 amounting to Php 4,751,653.60.

- Memorandum of Agreement (MOA) dated June 29, 2015 between DILG, LGU of Cagayan de Oro City and COWD.
The COWD Board of Directors' Resolution No. 070, S-15 dtd. 6/2/2015 approved the Memorandum of Agreement (MOA) by and between DILG, LGU-CDOC and COWD for the Proposed Expansion of Level II Water Supply System for CDORSHP-1 Phase III at Calaanan, Calamitan, this city, as one of the 2014 Bottom-up Budgeting (BUB) Program of the present administration which will be funded by the DILG (as source agency), LGU (as implementing partner) and COWD (as implementing agency). The said project will serve 1,274 families that have been displaced by typhoon Sendong.

The total cost for this project is as follows:

Agency	Amount
DILG	4,900,000.00
LGU of Cagayan de Oro City	2,100,000.00
COWD	3,400,146.00
TOTAL	10,400,146.00

- Memorandum of Agreement (MOA) dated 8/16/16 between Local Water Utilities Administration and Cagayan de Oro City Water District
Per Board Resolution No. 014,s-2018 dated January 17, 2018 which approved the amendment of Resolution No. 067,s-2017 dated June 1, 2017 for the release of P 60,278,254.00 to support the water supply system projects in Cagayan de Oro City for displaced families affected by Typhoon Sendong in 2011. The approved financial assistance from DBM through National Risk Reduction and Management Council (NDRRMC) was released through LWUA per LWUA Equity Account Check No. 000024792 dtd. 4/23/2018. Details are as follows:

Relocation Sites	
Calaanan, Barangay Canitoan (Mahogany, Talangan, Phase III & Expansion Area)	30,111,900.00
Barangay Canitoan (Garwad Kalinga)	8,973,996.85
Xavier Eco-Ville Relocation Sites, Barangay Lumbia	23,126,746.05
NHA-Bayanihan Relocation Village Phase 1, Sitio Macapaya, Barangay Camaman-an	1,410,502.11
Total Project Cost per LWUA validated Program of Works	63,623,145.01
Less: LWUA's Engineering, Administrative & Overhead Cost	(3,344,891.01)
Net Amount released to COWD per COWD OR No. 4201101 dtd. 5/10/18	60,278,254.00

- Memorandum of Agreement (MOA) dated 1/14/2019 between Local Government Unit of Cagayan de Oro and Cagayan de Oro City Water District
For the proposed water supply system of Sitio Tipolohan in Camaman-an under Bottom-up Budgeting (BUB) 2016. The respective counterparts of COWD & funding from BUB Program is as follows:

Bottom-Up Budgeting (BUB) Fund (COWD ORs 4233711& 4233748)	1,000,000.00
COWD	826,448.49
Total Project Cost	1,826,448.49



CAGAYAN DE ORO CITY WATER DISTRICT
Statement of Financial Position
As of December 31, 2022
(With comparative figures for CY 2021)

	2022	2021
ASSETS		
Current Assets		
Cash and Cash Equivalent	147,240,986.41	116,471,173.48
Investments	227,881,040.86	365,223,861.18
Receivables	635,534,503.32	569,799,154.65
Inventories	171,264,808.37	177,474,979.06
Other Current Assets	687,685.66	819,262.27
Total Current Assets	<u>1,182,609,024.62</u>	<u>1,229,788,430.64</u>
Non-Current Assets		
Property, Plant and Equipment, net	1,239,135,627.21	1,222,133,576.98
Intangible Assets	8,017,414.72	4,895,549.09
Other Assets	108,995,929.70	119,805,582.54
Total Non-Current Assets	<u>1,356,148,971.63</u>	<u>1,346,834,708.61</u>
Total Assets	<u>2,538,757,996.25</u>	<u>2,576,623,139.25</u>
LIABILITIES		
Current Liabilities		
Financial Liabilities	262,435,461.27	211,696,177.72
Inter-Agency Payables	13,992,945.02	13,711,816.63
Trust Liabilities	35,776,630.34	35,913,934.13
Other Payables	9,303,258.70	11,211,352.71
Provisions	16,922,204.58	15,530,207.73
Total Current Liabilities	<u>338,430,499.91</u>	<u>288,063,488.92</u>
Non-Current Liabilities		
Loans Payable	229,216,613.34	310,333,755.47
Trust Liabilities	9,055,066.05	9,055,066.05
Deferred Credits	54,576,121.12	52,210,096.65
Total Non-Current Liabilities	<u>292,847,800.51</u>	<u>371,598,918.17</u>
Total Liabilities	<u>631,278,300.42</u>	<u>659,662,407.09</u>
EQUITY		
Government Equity	866,925.40	866,925.40
Revaluation Surplus	28,265,234.04	28,265,234.04
Retained Earnings/ (Deficit)	1,878,347,536.39	1,887,828,572.72
Total Equity	<u>1,907,479,695.83</u>	<u>1,916,960,732.16</u>
Total Liabilities and Equity	<u>2,538,757,996.25</u>	<u>2,576,623,139.25</u>

* See Accompanying Notes to Financial Statements



CAGAYAN DE ORO CITY WATER DISTRICT
Statement of Changes in Government Equity
For the Year Ended December 31, 2022
(With comparative figures for CY 2021)

	Government Equity	Revaluation Surplus	Retained Earnings/ (Deficit)	Total
Balance at January 01, 2021	866,925.40	28,265,234.04	1,925,194,388.21	1,954,326,547.65
Changes in Equity for CY 2021				
Add/(Deduct):				
Additions (deductions)				
Prior period adjustments			(5,657,613.27)	(5,657,613.27)
Net income (loss) for the period			(31,708,202.22)	(31,708,202.22)
Balance at December 31, 2021	866,925.40	28,265,234.04	1,887,828,572.72	1,916,960,732.16
Changes in Equity for CY 2022				
Add/(Deduct):				
Additions (deductions)				
Prior period adjustments			22,607,193.39	22,607,193.39
Net income (loss) for the period			(32,088,229.72)	(32,088,229.72)
Balance at December 31, 2022	866,925.40	28,265,234.04	1,878,347,536.39	1,907,479,695.83



CAGAYAN DE ORO CITY WATER DISTRICT
Statement of Profit or Loss and Other Comprehensive Income
For the Year Ended December 31, 2022
(With comparative figures for CY 2021)

	2022	2021
Income		
Business Income	1,120,179,136.43	1,084,131,739.53
Shares, Grants and Donation	1,944,543.79	2,428,157.33
Other Non-Operating Income	2,200,179.93	757,042.90
Total Income	<u>1,124,323,860.15</u>	<u>1,087,316,939.76</u>
Expenses		
Less: Operating Expenses:		
Personal Services	255,881,379.47	246,984,465.45
Maintenance and Other Operating Expenses	768,474,133.90	733,635,742.54
Financial Expenses	21,533,271.09	26,639,018.79
Non-Cash Expenses	110,523,305.41	111,765,915.20
Total Expenses	<u>1,156,412,089.87</u>	<u>1,119,025,141.98</u>
Net Income	<u>(32,088,229.72)</u>	<u>(31,708,202.22)</u>
Other Comprehensive Income for the Period	-	-
Comprehensive Income	<u>(32,088,229.72)</u>	<u>(31,708,202.22)</u>

* See Accompanying Notes to Financial Statements



**CAGAYAN DE ORO CITY WATER DISTRICT
STATEMENT OF CASH FLOWS**

ANNEX (4) F-8

FOR THE YEAR ENDED DECEMBER 31, 2022
(With comparative figures for CY 2021)

	2022	2021
CASH FLOWS FROM OPERATING ACTIVITIES		
Cash Inflows:		
Collection of Income/Revenue	1,987,818,704.64	1,007,966,329.26
Collection of Receivables	8,097,366.09	8,011,987.00
Trust Receipts	700,850.22	411,371.78
Other Receipts	6,511,115.45	6,310,865.40
Total Cash Inflows	<u>1,103,128,036.40</u>	<u>1,022,700,553.44</u>
Adjustments-Inflow	152,150,657.72	89,956,846.56
Adjusted Cash Inflows	<u>1,255,278,694.12</u>	<u>1,112,657,400.00</u>
Cash Outflows:		
Payment of Expenses	779,466,045.66	802,310,540.85
Purchase of Inventories	18,721,022.19	15,877,026.32
Grant of Cash Advances	7,510,451.38	5,778,610.73
Prepayments	10,214,123.28	2,442,333.55
Refund of Deposits	183,411.90	325,985.01
Payments of Accounts Payable	20,063,367.13	20,554,662.97
Remittance of Personnel Benefit Contributions and Mandatory Deductions	166,740,934.24	153,326,827.78
Other Disbursements	8,518,902.60	4,580,453.10
Total Cash Outflows	<u>1,011,418,258.38</u>	<u>1,005,196,440.31</u>
Net Cash Provided by/(Used in) Operating Activities	<u>243,860,435.74</u>	<u>107,460,959.69</u>
CASH FLOWS FROM INVESTING ACTIVITIES		
Cash Inflows:		
Total Cash Inflows	<u>-</u>	<u>-</u>
Cash Outflows:		
Purchase/Construction of Property, Plant and Equipment	91,671,864.37	75,555,164.29
Advances to contractors	777,905.35	2,592,584.81
Payment of guaranty deposit	-	1,318,766.38
Payment of retention fee to contractors	6,399,496.41	2,683,040.86
Payment for rehabilitation of property, plant and equipment (capitalized repair)	970,582.59	221,304.56
Purchase of Intangible Assets	-	3,774,603.18
Total Cash Outflows	<u>99,819,848.72</u>	<u>86,145,464.08</u>
Adjustments-Outflow	-	30,611,610.38
Adjusted Cash Outflows	<u>99,819,848.72</u>	<u>116,757,074.46</u>
Net Cash Provided By/(Used In) Investing Activities	<u>(99,819,848.72)</u>	<u>(116,757,074.46)</u>
CASH FLOWS FROM FINANCING ACTIVITIES		
Cash Inflows:		
Proceeds from domestic loans	-	-
Total Cash Inflows	<u>-</u>	<u>-</u>
Cash Outflows:		
Payment of domestic loans	91,737,503.00	95,021,686.34
Payment of Interest on Loans and Other Financial Charges	21,533,271.09	26,639,018.79
Total Cash Outflows	<u>113,270,774.09</u>	<u>121,660,705.13</u>
Net Cash Provided By/(Used In) Financing Activities	<u>(113,270,774.09)</u>	<u>(121,660,705.13)</u>
INCREASE/(DECREASE) IN CASH AND CASH EQUIVALENTS	<u>30,769,812.93</u>	<u>(130,956,819.90)</u>
CASH AND CASH EQUIVALENTS, BEGINNING	<u>116,471,173.48</u>	<u>247,427,993.38</u>
CASH AND CASH EQUIVALENTS, ENDING	<u>147,240,986.41</u>	<u>116,471,173.48</u>

CAGAYAN DE ORO CITY WATER DISTRICT
Corrales Avenue, Cagayan de Oro City

SUMMARY OF LOAN PAYMENTS TO LWUA AND DBP
For the Year 2022

PERIOD COVERED	LWUA			DBP			GRAND TOTAL
	O.R. No.	Date	Amount	O.R. No.	Date	Amount	
January	60881	02/03/22	186,857.00	177153	01/05/22	1,967,043.31	2,153,900.31
				44161	01/27/22	7,415,267.40	7,415,267.40
February	61282	02/28/22	186,857.00	177830	02/08/22	1,960,644.35	2,147,501.35
				178280	02/24/22	7,353,566.11	7,353,566.11
March	61992	03/28/22	186,857.00	178465	03/07/22	1,888,969.44	2,075,826.44
				178999	03/29/22	7,367,838.56	7,367,838.56
April	62547	04/25/22	186,857.00	179158	04/06/22	1,947,846.43	2,134,703.43
				179698	04/28/22	7,381,442.69	7,381,442.69
May	63195	05/23/22	186,857.00	179852	05/06/22	1,920,101.66	2,106,958.66
				180320	05/27/22	7,345,938.07	7,345,938.07
June	63787	06/22/22	186,857.00	180493	06/06/22	1,935,048.49	2,121,905.49
				180714	06/28/22	7,358,869.09	7,358,869.09
July	64529	07/28/22	186,857.00	180780	07/06/22	1,907,716.55	2,094,573.55
				181062	07/26/22	7,324,018.45	7,324,018.45
August	64980	08/25/22	186,857.00	181410	08/08/22	1,922,250.57	2,109,107.57
				181857	08/26/22	7,336,276.26	7,336,276.26
September	65584	09/21/22	186,857.00	182007	09/06/22	1,915,851.61	2,102,708.61
				182524	09/29/22	7,324,972.57	7,324,972.57
October	66218	10/21/22	186,857.00	182638	10/06/22	1,989,525.08	2,176,382.08
				183138	10/26/22	7,291,102.70	7,291,102.70
November	66926	11/25/22	186,857.00	183314	11/07/22	2,005,596.42	2,192,453.42
				183822	11/28/22	7,302,350.52	7,302,350.52
December	67479	12/28/22	186,857.00	184083	12/07/22	1,974,837.51	2,161,694.51
				184451	12/26/22	7,269,134.38	7,269,134.38
TOTAL LOAN PAYMENTS			2,242,284.00			111,406,208.22	113,648,492.22

Source: 2022 Loan Payments Schedule (Finance Dept.)

CAGAYAN DE ORO CITY WATER DISTRICT
Corrales Avenue, Cagayan de Oro City

COWD WATER RATES

Date Implemented: **May 1, 2014 - up to Present**

A. RESIDENTIAL/GOVERNMENT

Classification	Meter Size	Minimum Charge (MC=10 cu.m.)	Commodity Charges			
			11-20 cu.m.	21-30 cu.m.	31-40 cu.m.	41-up cu.m.
Residential/ Government	1/2"	218.40	30.55	31.85	33.65	36.00
	3/4"	349.40	30.55	31.85	33.65	36.00
	1"	698.85	30.55	31.85	33.65	36.00
	1-1/2"	1,747.20	30.55	31.85	33.65	36.00
	2"	4,368.00	30.55	31.85	33.65	36.00
	3"	7,862.40	30.55	31.85	33.65	36.00
	4"	15,724.80	30.55	31.85	33.65	36.00

B. COMMERCIAL/INDUSTRIAL

Classification	Meter Size	Minimum Charge (MC=10 cu.m.)	Commodity Charges			
			11-20 cu.m.	21-30 cu.m.	31-40 cu.m.	41-up cu.m.
Commercial/ Industrial	1/2"	436.80	61.10	63.70	67.30	72.00
	3/4"	698.80	61.10	63.70	67.30	72.00
	1"	1,397.70	61.10	63.70	67.30	72.00
	1-1/2"	3,494.40	61.10	63.70	67.30	72.00
	2"	8,736.00	61.10	63.70	67.30	72.00
	3"	15,724.80	61.10	63.70	67.30	72.00
	4"	31,449.60	61.10	63.70	67.30	72.00

C. BULK WATER

Classification	Meter Size	Minimum Charge (MC=10 cu.m.)	Commodity Charges			
			11-20 cu.m.	21-30 cu.m.	31-40 cu.m.	41-up cu.m.
Bulk/ Wholesale	1/2"	655.20	91.65	95.55	100.95	108.00
	3/4"	1,048.20	91.65	95.55	100.95	108.00
	1"	2,096.55	91.65	95.55	100.95	108.00
	1-1/2"	5,241.60	91.65	95.55	100.95	108.00
	2"	13,104.00	91.65	95.55	100.95	108.00
	3"	23,587.20	91.65	95.55	100.95	108.00
	4"	47,174.40	91.65	95.55	100.95	108.00

NOTE: **Commercial/Industrial rate** is twice (2x) the Residential rate.

Bulk /Wholesale rate is thrice (3x) the Residential rate.

Other Service Charges:

New Connection	P2,800.00
Reconnection	P 300.00
Change of Name	P 100.00

CAGAYAN DE ORO CITY WATER DISTRICT
Production Department
EFFICIENCY TEST RESULT
(As of December 2022)

PW #	HP	Type	Rated Q (m ³ /h)	TDH (m)	No. Of Stages	Operating pressure (kg/cm ²)	PWL (m)	Actual Capacity (m ³ /h)	Pump Efficiency (%)	Over-all Efficiency (%)	Date Conducted	Remarks
1	100	Submersible	299	45.72	3	0.00	34.44	384	67	56	14-Sep-22	
2	60	Submersible	233	39.31	2	0.00	35.97	146	37	31	06-Dec-22	under rehabilitation
3A												
4	60	Submersible	184	45.72	3	0.56	28.96	215	56	47	06-Dec-22	
5	60	Submersible	184	36.58	5	2.04	11.58	132.6	36	30	18-Oct-22	
7	60	Submersible	184	45.72	3	0.98	21.95	184	37	24	06-Dec-22	
8	100	Submersible	230	45.72	3	0.00	38.40	182	48	41	12-Dec-22	
9	125	Submersible	414	45.72	3	0.77	26.52	365	48	40	02-Dec-22	
10A	75	Submersible	184	79.25	3	0.00	29.14	254	43	36	11-Nov-22	
11	125	Submersible	414	45.72	2	2.81	4.36	418	67	57	05-Oct-22	
14	100	Submersible	230	45.72	3	0.00	33.53	257	57	48	07-Nov-22	not operational
15	60	Submersible										
16	60	Submersible	230	36.58	3	0.00	28.96	215	57	45	06-Dec-22	
17	40	Submersible	138	36.58	2	0.00	21.34	127	29	25	11-Nov-22	not operational
18	60	Submersible	84	79.86	3							
19	75	Submersible	227	45.72	3	0.00	23.77	225	77	65	10-Nov-22	
20	60	Submersible	184	16	1	0.00	18.29	273.17	74	84	21-Nov-22	
21	60	Submersible	365	24.38	1	0.00	22.56	339	57	48	04-Oct-22	
22	60	Submersible	299	30.48	2	1.27	25.60	216	39	32	04-Oct-22	
23	150	Submersible	365	71.9	2	2.11	19.51	442	64	54	04-Oct-22	
24	40	Submersible	69	54.86	3	2.46	17.68	64	44	37	10-Nov-22	
25	75	Submersible	253	45.42	2	2.11	24.38	245	73	61	10-Nov-22	
26	30	Submersible	45	45.72	8	0.00	39.93	30	75	64	11-Nov-22	
27	40	Submersible	138	38	3	0.00	38.71	137	52	47	07-Nov-22	
28	125	Submersible	291	72	4	1.76	30.78	326	69	58	03-Oct-22	
29	125	Submersible	291	72	4	2.11	24.08	302	57	30	03-Oct-22	
30	25	Submersible	115	39.32	5	2.67	39.62	87	53	49	01-Dec-22	
31	75	Submersible	184		3	2.81	35.66	185	58	48	13-Dec-22	
32	20	Submersible	11	48.77	13	0.00	148.13	6	44	39	13-Dec-22	

Prepared by:

CAMILO V. CABANAZ
Water Utilities Mgmt. Officer

Noted By:

ALEX S. ABNGAN
Manager, Production Department

CAGAYAN DE ORO CITY WATER DISTRICT

Corrales Avenue, Cagayan de Oro City

SUMMARY OF WATER PRODUCTION AND CONSUMPTION

For the Year Ended December 31, 2022

MONTH	PRODUCTION		CONSUMPTION	FLUSHING / OTHERS	UNACCOUNTED WATER	
	(Booster/Pumps)	(Bulk Supply)	(Metered/Averaged)		(in cu. m.)	(%)
	(in cu. m.)	(in cu. m.)	(in cu. m.)			
January	3,415,045	2,488,387	2,597,967	238,511	3,066,953	51.95%
February	3,245,831	2,246,344	2,467,333	282,374	2,742,468	49.93%
March	3,565,370	2,495,147	2,438,062	458,691	3,163,764	52.20%
April	3,348,983	2,418,236	2,614,326	412,066	2,740,828	47.52%
May	3,484,072	2,499,306	2,428,371	340,728	3,214,279	53.72%
June	3,398,286	2,376,497	2,558,699	457,204	2,758,880	47.77%
July	3,454,433	2,491,872	2,584,495	315,517	3,046,293	51.23%
August	3,452,160	2,490,808	2,587,905	359,599	2,995,464	50.40%
September	3,323,443	2,420,346	2,576,605	377,845	2,789,340	48.56%
October	3,441,523	2,497,818	2,534,762	473,622	2,930,957	49.35%
November	3,302,050	2,421,125	2,576,515	398,669	2,747,991	48.02%
December	3,459,941	2,405,380	2,523,442	434,294	2,907,585	49.57%
TOTAL	40,891,137	29,251,266	30,488,481	4,549,119	35,104,803	50.05%
MONTHLY AVE.	3,407,595	2,437,606	2,540,707	379,093	2,925,400	50.02%

Source: 2022 Monthly Operation Report (Commercial Dept.)

Note:

1. Production = Booster/Pumps Supply + Bulk Water Supply
2. Consumption = Metered + Averaged (Billed)
3. Unaccounted for Water = Production - (Consumption + Mainline Flushing & Others)

COWD WATER SOURCES

As of December 31, 2022

SOURCE IDENTIFICATION		LOCATION	DISCHARGE		MOTOR SIZE	STANDBY POWER
			m ³ /mo.	(m ³ /hr.)		
A. Deep Well Source						
PW No.	1	Macasandig	215,280	(299)	100 hp	650 kva Genset
PW No.	2	Macasandig	167,760	(233)	60 hp	219 kva Genset
PW No.	3 A	Macasandig	0	(-)		Under Rehabilitation
PW No.	4	Macasandig	132,480	(184)	60 hp	138 kva Genset
PW No.	5	Bugo	132,480	(184)	60 hp	165 kva Genset
PW No.	7	Macasandig	132,480	(184)	60 hp	138 kva Genset
PW No.	8	Nazareth	165,600	(230)	100 hp	219 kva Genset
PW No.	9	Macasandig	298,080	(414)	125 hp	225 kva Genset
PW No.	10 A	Calaanan	132,480	(184)	75 hp	165 kva Genset
PW No.	11	Bugo	298,080	(414)	150 hp	219 kva Genset
PW No.	12	Calaanan	0	(-)		Not Operational
PW No.	14	Balulang	165,600	(230)	100 hp	219 kva Genset
PW No.	15	Calaanan	0	(-)		Under Rehabilitation
PW No.	16	Macasandig	165,600	(230)	60 hp	175 kva Genset
PW No.	17	Balulang	99,360	(138)	40 hp	167 kva Genset
PW No.	18	Calaanan	0	(-)		Not Operational
PW No.	19	Balulang	163,440	(227)	75 hp	225 kva Genset
PW No.	20	Bugo	132,480	(184)	60 hp	500 kva Genset
PW No.	21	Bugo	262,800	(365)	60 hp	156 kva Genset
PW No.	22	Bugo	215,280	(299)	60 hp	156 kva Genset
PW No.	23	Agusan	262,800	(365)	150 hp	313 kva Genset
PW No.	24	Balulang	49,680	(69)	40 hp	75 kva Genset
PW No.	25	Balulang	182,160	(253)	75 hp	156 kva Genset
PW No.	26	Balulang	32,400	(45)	30 hp	165 kva Genset
PW No.	27	Balulang	99,360	(138)	40 hp	132 kva Genset
PW No.	28	Tablon	209,520	(291)	125 hp	250 kva Genset
PW No.	29	Tablon	209,520	(291)	125 hp	250 kva Genset
PW No.	30	Macasandig	82,800	(115)	25 hp	100 kva Genset
PW No.	31	Camaman-an	132,480	(184)	75 hp	138 kva Genset
PW No.	32	Macapaya Irdahag	7,920	(11)	20 hp	75 kva Genset
B. Spring Source						
Malasag Spring		Cugman	2,649.60	(4)	n/a	n/a
TOTAL			4,150,570	(5,765)		
C. Booster Pumps						
BP No.	1	old	Macasandig	276,221 (384)	150 hp	688 kva Genset
BP No.	2	old	Macasandig	262,476 (365)	125 hp	
BP No.	3	old	Macasandig	364,320 (506)	200 hp	
BP No.	4	old	Macasandig	245,916 (342)	100 hp	500 kva Genset
BP No.	5	old	Macasandig	275,393 (382)	150 hp	
BP No.	6	old	Macasandig	364,320 (506)	200 hp	
BP No.	1	new	Macasandig	275,393 (382)	150 hp	438 kva Genset
BP No.	2	new	Macasandig	275,393 (382)	150 hp	
BP No.	3	new	Macasandig	275,393 (382)	150 hp	
BP No.	4	new	Macasandig	275,393 (382)	150 hp	
BP No.	5	new	Macasandig	275,393 (382)	150 hp	
BP No.	1		Bugo	279,036 (388)	125 hp	500 kva Genset
BP No.	2		Bugo	279,036 (388)	125 hp	
BP No.	3		Bugo	279,036 (388)	125 hp	
BP No.	1		Balulang	259,200 (360)	200 hp	688 kva Genset
BP No.	2		Balulang	259,200 (360)	200 hp	
BP No.	3		Balulang	259,200 (360)	200 hp	
BP No.	4		Balulang	243,360 (338)	100 hp	313 kva Genset
BP No.	5		Balulang	243,360 (338)	100 hp	
BP No.	6		Balulang	243,360 (338)	100 hp	
Bolonsori Booster		Camaman-an	8,712	(12)	7.5 hp	
Richmond Booster		Camaman-an	0	()	15 hp	
Aluba Booster		Macasandig	73,512	(102)	50 hp	
Berjaya		Bugo	0	()	15 hp	
Soldier's Hill Booster		Bulua	0	()	7.5 hp	
Youngsville Booster		Igpit, Opol	73,512	(102)	25 hp	75 kva Genset
Malanang Booster		Malanang, Opol	73,512	(102)	20 hp	
TOP Booster		Lumbia	73,512	(102)	50 hp	
Sub-Total		Macasandig Old	1,788,646	(2,484)		
Sub-Total		Macasandig New	1,376,964	(1,912)		
Sub-Total		Balulang	1,507,680	(2,094)		
Sub-Total		Bugo	837,108	(1,163)		
Sub-Total		Camaman-an	8,712	(12)		
Sub-Total		Aluba	73,512	(102)		
Sub-Total		Bugo	0	(0)		
Sub-Total		Bulua	0	(0)		
Sub-Total		Opol	147,024	(204)		
Sub-Total		Lumbia	73,512	(102)		
TOTAL			5,813,158	(8,074)		
D. BWSP						
(Dec 1 - 31, 2022)			2,405,380 cubic meters			

CAGAYAN DE ORO CITY WATER DISTRICT
Corrales Avenue, Cagayan de Oro City

SERVICE CONNECTION GROWTH
For the Year Ended December 31, 2022

MONTH	NEW CONNECTION	DISCONNECTION	RECONNECTION	NET INCREASE/ (DECREASE) (ACTIVE)	TOTAL ACTIVE CONNECTIONS	TOTAL INACTIVE CONNECTIONS	NET INCREASE/ (DECREASE) (INACTIVE)
December 2021	4,005	1,146	578	3,437	108,449	38,181	140
January	215	338	73	-50	108,399	38,236	55
February	218	366	85	-63	108,336	38,518	282
March	296	325	119	90	108,426	38,725	207
April	292	282	105	115	108,541	38,902	177
May	219	312	109	16	108,557	39,105	203
June	228	352	150	26	108,583	39,307	202
July	190	345	140	-15	108,568	39,512	205
August	206	427	154	-67	108,501	39,784	272
September	240	352	133	21	108,522	40,002	218
October	192	309	116	-1	108,521	40,195	193
November	189	289	121	21	108,542	40,364	169
December	227	119	100	208	108,750	40,384	20
TOTAL	2,712	3,816	1,405	301			2,203
MO. AVERAGE	226	318	117	25			184

Source: 2022 Monthly Operation Report (Commercial Dept.)

CAGAYAN DE ORO CITY WATER DISTRICT

Corrales Avenue, Cagayan de Oro City

LIST OF MAJOR ASSETS AND EQUIPMENTS

AS OF DECEMBER 31, 2022

(With Comparative Figures for 2021)

	ASSETS AND EQUIPMENTS	2022 <i>(With Initial Cost of P50,000 & Above)</i>	2021 <i>(With Initial Cost of P15,000 & Above)</i>	%INCREASE (DECREASE) OVER LAST YEAR
1.	COMMUNICATION EQUIPMENT	P 8,757,319.74	P 9,427,620.90	(7.11)
2.	LABORATORY EQUIPMENT	9,782,405.41	8,979,015.37	8.95
3.	LAND AND LAND RIGHTS	40,752,376.63	40,792,376.63	(0.10)
4.	OFFICE FURNITURE AND EQUIPMENT	53,424,255.10	70,088,562.32	(23.78)
5.	POWER OPERATED EQUIPMENT	57,008,470.51	54,545,290.09	4.52
6.	POWER PRODUCTION EQUIPMENT	55,742,336.33	55,904,317.61	(0.29)
7.	PUMPING EQUIPMENT	204,726,850.67	198,177,050.45	3.31
8.	TOOLS, SHOP, AND GARAGE EQUIPMENT	66,663,696.16	66,207,781.84	0.69
9.	LAND TRANSPORTATION EQUIPMENT	92,659,692.25	91,095,005.49	1.72
10.	WATER TREATMENT EQUIPMENT	28,953,284.27	29,408,632.45	(1.55)
11.	IT SOFTWARE AND EQUIPMENT	32,039,165.56	25,018,365.66	28.06
12.	STRUCTURES & IMPROVEMENTS: <i>SOURCE OF SUPPLY PLANT, PUMPING PLANTS, TRANSMISSION & DISTRIBUTION AND GENERAL PLANT</i>	184,085,997.85	169,481,087.05	8.62
13.	WELLS	109,891,505.71	108,111,789.81	1.65
14.	RESERVOIRS & TANKS	33,870,680.80	34,057,531.66	(0.55)
15.	TRANSMISSION & DISTRIBUTION MAINS	987,609,433.67	976,104,156.25	1.18
16.	SERVICE CONNECTION	289,651,429.61	274,563,279.62	5.50
17.	METERS	307,387,207.65	282,702,007.60	8.73
18.	METER INSTALLATION	50,248,260.62	41,679,436.80	20.56
19.	HYDRANTS	2,606,186.39	7,166,887.51	(63.64)
20.	INTANGIBLE ASSETS	4,056,086.48	4,056,086.48	0.00
21.	STORE EQUIPMENT & SURVEYING INSTRUMENT - ACCESSORIES		71,750.00	(100.00)
22.	CONSTRUCTION & HEAVY EQUIPMENT	9,385,864.00	7,379,914.50	27.18
23.	SPORTS EQUIPMENT		16,800.00	(100.00)
24.	FIREFIGHTING EQUIPMENT & ACCESSORIES	1,609,950.00	749,950.00	114.67
25.	HELD FOR FUTURE USE	2,986,731.00	2,986,731.00	0.00
26.	DISASTER RESPONSE & RESCUE EQUIPMENT	300,000.00	300,000.00	0.00
	TOTAL	P 2,634,199,186.41	P 2,559,071,427.09	2.94

Source: 2022 List of Major Assets, Equipments and Machinery (Accounting Division)

CAGAYAN DE ORO CITY WATER DISTRICT
 Corrales Avenue, Cagayan de Oro City
ENGINEERING DEPARTMENT
 Environment & Water Resources Division

SUMMARY OF PIPELINES
 In Linear Meters
 as of 2022

PIPELINE SIZE	MAKE	OLD PIPELINES STILL IN SERVICE	PHASE I IMPROVEMENT	PHASE II IMPROVEMENT	PHASE III IMPROVEMENT	SUBDIVISION		CROWD EXTENSION		TOTAL		PIPELINE	
						TURNED-OVER	NOT TURNED-OVER	1879 - 2021	2022	MAINTAINED	SERVED	SIZE	MAKE
50 mm (2") 0	UPVC					9,211		4,308	325	14,344	14,344	50 mm (2")	0
50 mm (2") 0	G.I.					344		253		596	596	50 mm (2")	0
50 mm (2") 0	BI					179		274	6	459	459	50 mm (2")	0
50 mm (2") 0	PE					10,990		69,710	1,128	79,425	79,425	50 mm (2")	0
63 mm (2.5") 0	PE					3,055		2,328		5,383	5,383	63 mm (2.5")	0
63 mm (2.5") 0	G.I.					690		690		690	690	63 mm (2.5")	0
75 mm (3") 0	UPVC		2,775			91,075		9,628	480	65,028	65,028	75 mm (3")	0
75 mm (3") 0	ACP					5,422		5,422		5,422	5,422	75 mm (3")	0
75 mm (3") 0	G.I.					96				96	96	75 mm (3")	0
75 mm (3") 0	C/BI					102		261	42	465	465	75 mm (3")	0
100 mm (4") 0	UPVC		15,745	2,433		39,416	9,553	62,714	1,962	122,279	131,523	100 mm (4")	0
100 mm (4") 0	STEEL	4,877	14					157		5,078	5,078	100 mm (4")	0
100 mm (4") 0	ACP	5,450				4,348	3,190	240		6,048	6,048	100 mm (4")	0
100 mm (4") 0	CC	92						328		328	328	100 mm (4")	0
100 mm (4") 0	G.I.					75				75	75	100 mm (4")	0
100 mm (4") 0	C/BI					80		620	102	771	771	100 mm (4")	0
150 mm (6") 0	UPVC		14	9,494	3,007	26,196	3,930	47,714	524	67,129	91,059	150 mm (6")	0
150 mm (6") 0	STEEL		27,754			59	26	703		28,515	28,541	150 mm (6")	0
150 mm (6") 0	ACP	145				1,923	1,120	231		2,299	2,400	150 mm (6")	0
150 mm (6") 0	CCI	515						483		998	998	150 mm (6")	0
150 mm (6") 0	C/BI					30		380	60	490	490	150 mm (6")	0
150 mm (6") 0	UPVC		1,966	8,967		1,764	460	15,057	12	27,416	27,695	150 mm (6")	0
150 mm (6") 0	STEEL		4,027					733		4,760	4,760	150 mm (6")	0
150 mm (6") 0	CCI	2,149						114		2,322	2,322	150 mm (6")	0
150 mm (6") 0	BI					7		21		28	28	150 mm (6")	0
200 mm (8") 0	STEEL			4,409								200 mm (8")	0
200 mm (8") 0	UPVC					547		3,212		3,759	3,759	200 mm (8")	0
200 mm (8") 0	STEEL		17,905	30,326				7,614	190	63,104	63,104	200 mm (8")	0
200 mm (8") 0	STEEL		5,680	909				2,531		3,231	3,231	200 mm (8")	0
200 mm (8") 0	STEEL		1,176	445				5,275	19	26,604	26,604	200 mm (8")	0
200 mm (8") 0	STEEL		146					375		5,487	5,487	200 mm (8")	0
200 mm (8") 0	STEEL			14,774						14,990	14,990	200 mm (8")	0
200 mm (8") 0	STEEL			2,629				233,949	5,428	239,377	239,377	200 mm (8")	0
		9,238	71,538	39,796	79,957	173,697	18,236	233,949	5,428	591,353	609,991		

Noted by:
EDNA S. MAREAL
 Department Manager, Engineering Department

Checked by:
 Division Manager, Planning & Design Division

Proposed by:
RHONA U. FERIDO
 Principal Engineer, Pipeline Systems Section

CAGAYAN DE ORO CITY WATER DISTRICT
Corrales Avenue, Cagayan de Oro City

SUMMARY OF BACTERIOLOGICAL ANALYSIS
For the Year Ended December 31, 2022

MONTH	COLIFORM TEST (Standard Sample 100 ml.)				Residual Chlorine (PPM)
	Total Sample	Total Sample Positive	Membrane Filter Technique / Enzyme Substrate Coliform Test (EST)		
			Coliform Test	Thermotolerant Coliform / (E -	
January	118	10	10	0	0.00 to 1.00
February	110	8	8	0	0.00 to 1.00
March	113	12	12	0	0.00 to 1.00
April	112	5	5	0	0.00 to 1.00
May	114	6	6	0	0.00 to 1.00
June	114	4	4	0	0.00 to 1.00
July	115	4	4	0	0.00 to 1.00
August	113	1	1	0	0.00 to 1.00
September	112	2	2	0	0.00 to 1.00
October	113	3	3	0	0.00 to 0.80
November	110	0	0	0	0.00 to 0.80
December	109	0	0	0	0.00 to 1.50
TOTAL	1,353	55	55	0	

Source: Summary and Evaluation of Bacteriological Analysis of COWD (Production Dept.)

MONTHLY DATA SHEET

For the Month Ending 31-Dec 2022

		Cagayan de Oro City	
Name of Water District :		Water District	
Province :		Misamis Oriental	
Region :		10 - Northern Mindanao	
CCC No. :		001	
Email Address :		cowd@cowd.gov.ph	
Website, if any:		www.cowd.gov.ph	
		0906-0070411 (Globe),	
Contact Nos. (mobile):		0919-0661740 (Smart)	
(landline) :		(088)555-9850	
		120°38'50.93" Longitude,	
Geo Coordinates of WD Office(Longitude,Latitude) :		15°19'37.48" Latitude	
Under Joint Venture Agreement? (Yes/No):		No	

1. MUNICIPAL DATA/SERVICE COVERAGE

1.1 Municipality(ies) Served

	Name of Municipality(ies)	Mun. Class	Total No. of Brgys.	No. of	Percent (%)
				Brgys Served	Served to Total Brgys.
Main Mun.:	Cagayan de Oro City		80	64	80.0%
Annexed:	Opol		14	7	50.0%
Annexed:	Tagoloan		10	1	10.0%

2. SERVICE CONNECTION DATA:

2.1	Total Service (Active + Inactive)	149,132		
2.2	Total Active	108,750		
2.3	Total metered	108,750		
2.4	Total billed	108,644		
2.5	Ave. Persons/Conn.	5.0		
2.6	Population Served (2.2 x 2.5)	543,750		
2.7	Growth in Service Connections (S. C.)		This Month	Year-to-Date
	New		227	2,712
	Reconnection		100	1,405
	Disconnected		119	3,816
	Increase (Decrease) in S. C.		208	301
2.8	No. of Customers in Arrears	54,981	(50.56%)	
2.9	No. of Active Connections	Metered	Unmetered	Total
	Residential/Domestic	100,589		100,589
	Government	489		489
	Commercial/Industrial	7,566	-	7,566
	Full Commercial	7,566		7,566
	Commercial A			-
	Commercial B			-
	Commercial C			-
	Commercial D			-
	Bulk/Wholesale			-
	Total	108,644	-	108,644

3. PRESENT WATER RATES:

3.1 Date Approved (mm/dd/year): 6/17/2011 Effectivity (mm/dd/year): 5/1/2014

3.2 Water Rates

CLASSIFICATION	MINIMUM CHARGES	COMMODITY CHARGES					
		11-20 CUM	21-30 CUM	31-40 CUM	41-50 CUM	51-60 CUM	61 & Above
Domestic/Government	218.40	30.55	31.85	33.65	36.00	36.00	36.00
Commercial/Industrial	436.80	61.10	63.70	67.30	72.00	72.00	72.00
Commercial A							
Commercial B							
Commercial C							
Commercial D							
Bulk Sales	22,072.80	91.65	95.55	100.95	108.00	108.00	108.00

4. BILLING & COLLECTION DATA:

		This Month		Year-to-Date
4.1 BILLING (Water Sales)				
a. Current - metered	P	84,613,872.69		P 1,009,507,586.06
b. Current - unmetered		3,303,034.20		41,776,856.00
c. Penalty Charges		4,164,187.67		48,165,782.94
d. Less: Senior Citizen & PWD Discount		10,657.69		106,922.57
Total	P	92,070,436.87		P 1,099,343,302.43
4.2 BILLING PER CONSUMER CLASS:				
e Residential/Domestic	P	57,131,316.93		P 698,635,634.55
f Government		4,318,353.55		51,953,909.96
g Commercial/Industrial		26,456,578.72		300,587,974.98
h Bulk/Wholesale		-		-
Total	P	87,906,249.20		P 1,051,177,519.49
4.3 COLLECTION (Water Sales)				
a. Current account	P	65,929,686.90		P 788,383,139.60
b. Arrears - current year		20,711,745.33		259,437,344.18
c. Arrears - previous years		1,558,948.57		19,527,542.04
Total	P	88,200,380.80		P 1,067,348,025.82
4.4 ACCOUNTS RECEIVABLE-CUSTOMERS (Beginning of the Yr.):				481,016,320.83
4.5 ON-TIME-PAID, This Month		This Month		Year-to-Date
$\frac{4.3a}{(4.1a) + (4.1b) - (4.1d)} \times 100 =$		75.00%		
4.6 COLLECTION EFFICIENCY, Y-T-D				
$\frac{(4.3a) + (4.3b)}{4.1 \text{ Total}} \times 100 =$		$\frac{1,047,820,483.78}{1,099,343,302.43} =$		95.31%
4.7 COLLECTION RATIO, Y-T-D				
$\frac{4.3 \text{ Total}}{4.1 \text{ Total} + 4.4} =$		$\frac{1,067,348,025.82}{1,580,359,623.26} =$		67.54%

5. FINANCIAL DATA:

		This Month		Year-to-Date
5.1 REVENUES				
a. Operating Revenues	P	94,371,618.15		P 1,120,179,136.43
b. Non-Operating revenues		1,820,243.33		4,144,723.72
Total	P	96,191,861.48		P 1,124,323,860.15
5.2 EXPENSES				
a. Salaries and wages	P	13,842,251.57		P 168,703,715.37
b. Pumping cost (Fuel, Oil, Electric)		16,414,005.18		183,860,269.69
c. Chemicals (treatment)		503,567.00		5,095,919.46
d. Other O & M Expense		73,769,559.82		666,695,608.85
e. Depreciation Expense		9,336,572.44		109,140,420.89
f. Interest Expense		1,645,393.20		21,533,271.09
g. Others (Impairment Loss-Loans and Receivables)		838,136.33		1,382,884.52
Total	P	116,349,485.54		P 1,156,412,089.87
5.3 NET INCOME (LOSS)	P	(20,157,624.06)		P (32,088,229.72)
5.4 CASH FLOW STATEMENT				
a. Receipts	P	91,538,404.65		P 1,255,278,694.12
b. Disbursements		90,346,248.31		1,224,508,881.19
c. Net Receipts (Disbursements)		1,192,156.34		30,769,812.93
d. Cash balance, beginning		146,048,830.07		116,471,173.48
e. Cash balance, ending		147,240,986.41		147,240,986.41

5.5 MISCELLANEOUS (Financial)

a. Loan Funds (Total)			
1. Cash in Bank	P		P
2. Cash on Hand			
b. WD Funds (Total)			469,434,478.85
1. Cash on hand	P		P 4,008,291.58
2. Cash in bank			113,900,896.46
3. Special Deposits (Loan Hold Out Deposits)			65,728,991.68
4. Investments (including time deposit)			257,212,899.23
5. Working fund			
6. Reserves			
6.1 WD-LWUA JSA			16,158,890.01
6.2 General Reserves			
6.3 Restricted (Guaranty Deposits)			12,399,004.96
6.4 Restricted (Capital Improvement & LBP Savings Acct.)			25,564.93
c. Materials & Supplies Inventory	P		P 171,264,808.37
d. Accounts Receivable			508,398,918.76
1. Customers	P		P 508,398,918.76
2. Materials on loans			
3. Officers & Employees			
e. Customers' deposits			9,055,066.05
f. Loans payable			310,332,574.92
g. Payable to creditors eg. suppliers			54,576,121.12

5.6 FINANCIAL RATIOS

	This Month		Year-to-Date	
a. Operating Ratio (benchmark = ≤ 0.75)				
Operating Expenses	113,865,956.01		1,133,495,934.26	
Operating Revenues	94,371,618.15	= 1.21	1,120,179,136.43	= 1.01
b. Net Income Ratio				
Net Income (Loss)	(20,157,624.06)		(32,088,229.72)	
Total Revenues	96,191,861.48	= (0.21)	1,124,323,860.15	= (0.03)
c. Current Ratio (benchmark = ≥ 1.5)				
Current Assets			1,182,609,024.62	
Current Liabilities			338,430,499.91	= 3.49

6. WATER PRODUCTION DATA:

6.1 SOURCE OF SUPPLY

	Number	Total Rated Capacity		Basis of Data
		(in LPS)	or (in Cum/Mo)	
a. Wells	25	1,434.20	3,728,928	
b. Springs	1	2.02	5,245	
c. Surface/River				
d. Bulk purchase	1	965.77	2,511,000	
Total	27	2401.99	6,245,173	

6.2 WATER PRODUCTION (m³)

a. WD-Owned Sources	This Month	Year-to-Date	Method of Measurement
1 Gravity			
2 Pumped	5,865,321.00	70,142,403.37	
Sub-Total	5,865,321.00	70,142,403.37	
b. External Source/s			
Total	5,865,321.00	70,142,403.37	

6.3 WATER PRODUCTION COST

	This Month	Year-to-Date
a. Total power consumption for pumping (KW-Hr)	1,171,423.40	14,132,884.60
b. Total power cost for pumping (PHP)	16,198,245.18	182,399,224.21
c. Other energy cost (oil, etc.) (PHP)		
d. Total Pumping Hours (motor drive)		
e. Total Pumping Hours (engine drive)		
f. Total Chlorine consumed (ltrs.)	196.00	4,417.00
g. Total Chlorine cost (PHP)	509,567.00	8,085,919.48
h. Total cost of other chemicals (PHP)		
Total Production Cost	P 16,701,812.18	P 187,489,143.67

6.4 ACCOUNTED FOR WATER (m³)

a. Total Billed Metered Consumption (m ³)	2,523,441.75	30,488,481.42
Residential	2,015,107.00	24,611,319.00
Government	115,878.00	1,391,657.00
Commercial/Industrial (Total)	383,964.00	4,377,395.00
Full Commercial	383,964.00	4,377,395.00
Commercial A		
Commercial B		
Commercial C		
Commercial D		
Bulk/Wholesale	8,492.75	108,110.42
b. Unmetered billed	434,293.92	4,549,119.38
c. Total billed	2,957,735.67	35,037,600.80
d. Metered unbilled		
e. Unmetered unbilled		
f. Total Accounted	2,957,735.67	35,037,600.80

6.5 WATER USE ASSESSMENT

a. Average monthly consumption/connection (m ³)	23.23	
Residential (m ³ /conn/mo.)	20.03	
Government (m ³ /conn/mo)	236.97	
Commercial/Industrial (m ³ /conn/mo)	50.75	
Bulk/Wholesale (m ³ /conn/mo)		
b. Average liters per capita/day (lpcd)	133.6	
c. Accounted for water (%)	50.43%	49.95%
d. Revenue Producing Water (%)	50.43%	49.95%
e. Percent Non-revenue Water (%)	49.57%	50.05%
f. 24/7 Water Service (Y/N)	Y	

7. STORAGE FACILITIES

	No. of Units	Total Capacity (m ³)
a. Elevated Reservoir(s)	9	592
b. Ground Reservoir(s)	6	20,010

8. MISCELLANEOUS

B.1 EMPLOYEES

a. Total	696
b. Regular	343
c. Casual	298
d. Job-order/COS	55
e. Number of active connections/employee	170
f. Average monthly salary/employee	

B.2 BOARD OF DIRECTORS

a. Board of Directors

Position	Name	Number of Meetings Attended					
		This Month			Year-to-Date		
		Regular	Special/ Emergency Committee	Total	Regular	Special/ Emergency Committee	Total
C (Acting)	1 Atty. Dale Bryan D. Mordeno	2	2	4	24	24	48
VC	2 Ms. Concepcion R. Quiblat	2	2	4	24	24	48
S	3 Ms. Nella B. Lee	2	2	4	24	24	48
M	4 Mr. Dixon Q. Yasay	2	2	4	23	23	46
M	5 Engr. Rolando M. Pacuribot	2	2	4	21	20	41
6thM	6						

	This Month	Year-to-Date
a. No. of Resolutions passed	10	121
b. No. of Policies passed	0	5
c. Directors fees paid	P 421,853.00	2,119,374.92
d. Meetings:		
1. Regular	2	24
2. Committee	2	24
3. Special/Emergency	0	0

9. STATUS OF VARIOUS DEVELOPMENT:

9.1 ON-GOING PROJECTS

DESCRIPTION (e.g. Comprehensive Project, Source Dev., Expansion, Rehab., Water Quality, etc)	PROJECT COST (PHP x 1,000)	FUNDING SOURCE	PERCENT ACCOMPLISHMENT (as of Dec. 2022)
a. Rehabilitation, Restoration & Realignment Projects	180148.7776	CAPEX 2019, 2020, 2021 & 2022	70%
b. Expansion, Extension Projects	83013.057	CAPEX 2019, 2020, 2021 & 2022	54%
c. Non - Revenue Water (NRW) Projects	17204.15092	DBP LOAN	46%

9.2 CURRENT FINANCIAL ASSISTANCE/LOANS/GRANTS

LOAN AMOUNT (PHP)	ARREARAGES, Beginning of the year	MONTHLY AMORTIZATION (PHP)	PAYMENTS MADE, YTD	TERMINAL YEAR OF AMORTIZATION
a. Loans from LWUA				
1 Phase III-520.128M		186,857.00		
2				
3				
Total				
b. Loans from Other Fund Sources				
1				
2				
3				
Total				

10. INSTITUTIONAL DEVELOPMENT/REVIEWS:

10.1 LWUA REVIEW AND SYSTEMS INSTALLATION

	Year when Last installed /reviewed
a. CPS I Installation	
b. CPS II Installation	
c. Water Rates Review	
d. Water Safety Plan Review	30-Mar-20
e. Business Plan Review	
f. Groundwater Data Bank Installation	16-Mar-17
g. Computerized Billing & Collection System	
h. Computerized Read & Bill	
i. Computerized Accounting System	
j. Computerized Inventory System	

11. KEY PERFORMANCE INDICATORS:

	Actual	KPI Monitoring Benchmark
a. Non-Revenue Water (%) - YTD	50.05%	≤ 20%
b. Collection Efficiency (%) - YTD	95.31%	≥ 90%
c. S.Conn. Market Growth - YTD	30%	
d. Capex (Php) - YTD	160,996,009.51	53% utilization
e. LWUA-WD JSA Reserves (%) - YTD	1.51%	≥ 3% of item 5.1
f.1 Water Quality Compliance - Bacti (Y/N)	Y	Y
f.2 Water Quality Compliance - Phychem (Y/N)	Y	Y
f.3 Water Quality Compliance -Residual Chlorine (Y/N)	Y	Y
g. Current Ratio - YTD	3.49	≥ 1.5
h. Average Monthly Net Income (Php)	12,074,019.14	positive
i. Staff Productivity Index	170	
j. 24/7 Water Service (% of Active S Conn)		Y
k. With Sanitation Facilities (Yes or No)	Y	Y

Prepared by:

For 3/1/24
SULIE D. LARANJO

Manager, Management Services Department

Certified Correct:

ENGR. BENEVEDICTO V. BATAAN, JR.

General Manager

AGING OF ACCOUNTS RECEIVABLE

As of December 2022

Database: January 3, 2023

Billing: January 3, 2023

Accounts: January 3, 2023

Status	Row Labels	00-30 Days:		31-60 Days:		61-90 Days:		Over 90 Days:		Sum of Subtotal	Delinq. Count
		Count	Sum	Count	Sum	Count	Sum	Count	Sum		
1		781	496,785.90	507	359,322.88	309	268,746.62	224	1,436,053.09	2,560,908.49	512
	011A	99	57,720.84	64	42,535.71	33	39,207.77	23	283,129.58	422,593.91	64
	Commercial	29	32,836.49	22	25,963.43	9	25,432.97	6	180,491.39	264,724.27	22
	Government	1	587.60	1	523.90	1	449.78	0	0.00	1,561.28	1
	Residential	69	24,296.75	41	16,048.39	23	13,325.02	17	102,638.20	156,308.36	41
	011B	120	85,726.73	66	40,618.69	34	18,193.97	20	77,501.53	222,040.91	67
	Commercial	93	75,179.58	51	36,245.24	25	14,175.72	13	29,602.99	155,203.53	52
	Government	5	445.52	1	21.83	0	0.00	0	0.00	467.35	1
	Residential	22	10,101.63	14	4,351.61	9	4,018.25	7	47,898.53	66,370.02	14
	012A	83	75,122.49	42	77,203.57	30	69,378.97	28	309,133.52	530,838.55	42
	Commercial	76	73,200.20	38	77,013.42	30	69,378.97	28	309,133.52	528,726.11	38
	Government	0	0.00	0	0.00	0	0.00	0	0.00	0.00	0
	Residential	7	1,922.29	4	190.15	0	0.00	0	0.00	2,112.44	4
	012B	98	59,577.57	64	46,502.57	41	26,928.17	33	115,652.15	248,660.46	65
	Commercial	60	40,092.51	36	31,309.43	19	13,087.30	14	61,508.19	145,997.43	37
	Government	1	4,562.90	1	4,886.90	1	5,318.90	1	1,476.01	16,244.71	1
	Residential	37	14,922.16	27	10,306.24	21	8,521.97	18	52,667.95	86,418.32	27
	013A	100	48,323.93	63	36,816.69	42	28,242.75	36	217,361.40	330,744.78	64
	Commercial	48	26,406.22	25	15,989.00	12	10,478.84	10	79,641.23	132,515.28	26
	Government	0	0.00	0	0.00	0	0.00	0	0.00	0.00	0
	Residential	52	21,917.71	38	20,827.70	30	17,763.91	26	137,720.18	198,229.50	38
	013B	74	48,545.98	52	38,687.77	33	28,119.67	17	115,971.57	231,324.98	52
	Commercial	24	24,857.12	11	22,527.36	8	16,941.72	6	52,604.96	116,931.16	11
	Residential	50	23,688.86	41	16,160.41	25	11,177.96	11	63,366.60	114,393.83	41
	014A	108	63,407.03	83	38,012.25	49	27,797.68	34	137,102.33	266,319.29	85
	Commercial	26	27,294.18	18	11,963.19	9	9,116.93	6	8,863.51	57,237.80	18

Status Active

Row Labels	00-30 Days: Count	00-30 Days: Sum	31-60 Days: Count	31-60 Days: Sum	61-90 Days: Count	61-90 Days: Sum	Over 90 Days: Count	Over 90 Days: Sum	Sum of Subtotal	Delinq. Count
Government	1	13.67	0	0.00	0	0.00	0	0.00	13.67	0
Residential	81	36,099.18	65	26,049.07	40	18,680.75	28	128,238.82	209,067.82	67
014B	99	58,361.33	73	38,945.63	47	30,877.64	33	180,201.02	308,385.62	73
Commercial	30	26,646.98	17	14,035.21	10	11,602.88	7	84,292.20	136,577.27	17
Residential	69	31,714.35	56	24,910.41	37	19,274.77	26	95,908.82	171,808.35	56
2	1,186	1,016,579.65	991	840,222.88	712	643,595.73	566	3,835,688.90	6,336,087.15	992
021A	62	50,526.90	54	40,856.34	40	36,792.32	35	502,853.38	631,028.94	54
Commercial	18	27,196.40	16	21,716.69	11	18,832.34	9	347,337.40	415,082.84	16
Government	1	218.40	1	218.40	1	218.40	1	2,184.60	2,839.80	1
Residential	43	23,112.10	37	18,921.25	28	17,741.58	25	153,331.38	213,106.31	37
021B	122	80,179.65	101	65,145.07	67	47,329.77	47	319,889.28	512,543.78	101
Commercial	27	36,163.84	18	25,945.17	9	20,383.21	6	101,269.98	183,762.20	18
Residential	95	44,015.81	83	39,199.91	58	26,946.56	41	218,619.30	328,781.58	83
022A	102	285,871.09	85	267,795.31	60	168,427.02	48	930,731.21	1,652,824.63	85
Commercial	55	261,485.04	44	249,089.95	35	154,424.43	26	750,024.24	1,415,023.67	44
Government	3	4,174.80	3	1,262.40	0	0.00	0	0.00	5,437.20	3
Residential	44	20,211.24	38	17,442.96	25	14,002.59	22	180,706.97	232,363.76	38
022B	129	59,857.16	93	55,203.78	74	47,735.83	60	264,764.35	427,561.12	93
Commercial	14	7,937.28	6	6,951.99	4	5,545.24	3	9,403.32	29,837.83	6
Government	0	0.00	0	0.00	0	0.00	0	0.00	0.00	0
Residential	115	51,919.87	87	48,251.80	70	42,190.59	57	255,361.03	397,723.29	87
023A	102	142,884.26	83	103,482.96	55	89,640.00	46	531,381.24	867,388.47	84
Commercial	11	66,347.69	9	44,402.19	5	46,470.60	5	292,372.88	449,593.37	9
Government	5	6,485.70	3	6,350.50	2	789.89	1	2,461.59	16,087.69	3
Residential	86	70,050.87	71	52,730.27	48	42,379.51	40	236,546.77	401,707.42	72
023B	163	103,330.48	132	85,951.29	100	68,396.31	80	340,604.93	598,283.00	132
Commercial	9	24,929.30	8	19,841.26	6	16,201.80	4	59,313.39	120,285.75	8
Government	0	0.00	0	0.00	0	0.00	0	0.00	0.00	0
Residential	154	78,401.18	124	66,110.03	94	52,194.51	76	281,291.54	477,997.26	124
024A	275	155,270.20	238	113,096.54	171	99,203.72	136	541,281.00	908,851.45	238
Commercial	4	11,255.80	4	12,088.40	4	12,872.50	4	26,228.23	62,444.93	4

Status Active

Row Labels	00-30 Days: Count	00-30 Days: Sum	31-60 Days: Count	31-60 Days: Sum	61-90 Days: Count	61-90 Days: Sum	Over 90 Days: Count	Over 90 Days: Sum	Sum of Subtotal	Delinq. Count
Government	1	10,535.32	0	0.00	0	0.00	0	0.00	10,535.32	0
Residential	270	133,479.08	234	101,008.14	167	86,331.22	132	515,052.77	835,871.21	234
024B	231	138,659.92	205	108,691.58	145	86,070.75	114	404,183.50	737,605.75	205
Commercial	4	6,013.40	3	6,597.50	3	9,044.32	2	43,179.44	64,834.66	3
Residential	227	132,646.52	202	102,094.08	142	77,026.42	112	361,004.06	672,771.09	202
3	1,248	735,984.54	1,038	516,095.64	726	414,108.77	564	2,812,222.44	4,478,411.39	1,041
031A	240	149,171.01	205	120,600.04	147	96,938.66	112	477,811.98	844,521.69	205
Commercial	6	17,734.20	4	17,950.20	4	20,264.72	3	24,322.20	80,271.33	4
Government	0	0.00	0	0.00	0	0.00	0	0.00	0.00	0
Residential	234	131,436.81	201	102,649.84	143	76,673.94	109	453,489.78	764,250.37	201
031B	124	95,416.58	106	61,955.79	70	46,123.78	55	340,758.19	544,254.34	106
Commercial	20	33,331.12	17	18,245.94	11	12,634.33	7	130,880.97	195,092.35	17
Government	3	3,430.04	2	222.12	0	0.00	0	0.00	3,652.16	2
Residential	101	58,655.41	87	43,487.74	59	33,489.45	48	209,877.22	345,509.83	87
032A	71	22,194.11	47	13,786.21	30	8,745.69	18	178,209.79	222,935.80	47
Commercial	18	4,353.70	9	1,990.23	4	1,409.98	3	23,048.40	30,802.31	9
Government	1	218.40	1	310.05	1	371.15	1	1,661.17	2,560.77	1
Residential	52	17,622.01	37	11,485.93	25	6,964.55	14	153,500.23	189,572.72	37
032B	50	55,220.79	38	36,028.78	25	30,698.90	22	266,866.05	388,814.51	38
Commercial	22	41,673.62	16	27,422.51	10	21,389.33	8	184,540.36	275,025.83	16
Residential	28	13,547.16	22	8,606.26	15	9,309.57	14	82,325.69	113,788.68	22
033A	190	106,973.78	159	75,281.33	117	57,308.55	88	361,525.87	601,089.53	160
Commercial	16	13,387.68	7	10,914.28	4	9,499.87	4	22,853.72	56,655.55	8
Residential	174	93,586.10	152	64,367.04	113	47,808.69	84	338,672.15	544,433.98	152
033B	77	36,703.68	60	21,708.58	35	16,378.20	27	123,502.38	198,292.84	60
Commercial	9	6,119.93	6	998.41	1	436.80	1	611.52	8,166.66	6
Residential	68	30,583.75	54	20,710.17	34	15,941.40	26	122,890.86	190,126.18	54
034A	162	93,639.80	134	56,773.21	91	49,194.08	72	367,438.92	567,046.00	134
Commercial	18	16,473.26	9	3,333.55	5	6,495.50	4	35,854.39	62,156.70	9
Government	0	0.00	0	0.00	0	0.00	0	0.00	0.00	0
Residential	144	77,166.54	125	53,439.66	86	42,698.58	68	331,584.54	504,889.31	125

Status Active

Row Labels	00-30 Days: Count	00-30 Days: Sum	31-60 Days: Count	31-60 Days: Sum	61-90 Days: Count	61-90 Days: Sum	Over 90 Days: Count	Over 90 Days: Sum	Sum of Subtotal	Delinq. Count
034B	334	176,664.80	289	129,961.70	211	108,720.91	170	696,109.25	1,111,456.67	291
Commercial	3	0.01	0	0.00	0	0.00	0	0.00	0.01	0
Government	3	1,306.54	0	0.00	0	0.00	0	0.00	1,306.54	0
Residential	328	175,358.25	289	129,961.70	211	108,720.91	170	696,109.25	1,110,150.12	291
4	1,836	965,885.35	1,650	738,793.30	1,192	543,593.23	994	4,716,752.93	6,965,024.80	1,654
041A	388	342,073.07	338	231,751.90	232	139,627.17	179	568,260.15	1,281,712.28	339
Commercial	9	31,359.70	9	22,731.14	6	16,830.36	4	38,296.68	109,217.87	9
Government	16	97,216.08	10	36,860.04	1	3,577.90	2	40,145.28	177,799.30	10
Residential	363	213,497.29	319	172,160.72	225	119,218.91	173	489,818.18	994,695.11	320
041B	198	110,475.22	171	83,530.04	112	62,001.96	95	252,752.14	508,759.36	171
Commercial	4	7,158.70	3	2,527.23	2	585.26	1	7,005.94	17,277.13	3
Government	1	218.40	1	218.40	1	218.40	1	323.22	978.42	1
Residential	193	103,098.12	167	80,784.41	109	61,198.30	93	245,422.98	490,503.81	167
042A	168	85,897.20	145	60,533.28	92	44,418.37	70	328,533.26	519,382.11	146
Commercial	6	5,855.30	6	3,462.62	2	1,052.06	1	9,146.53	19,516.51	6
Government	1	6,271.70	1	627.17	0	0.00	0	0.00	6,898.87	1
Residential	161	73,770.20	138	56,443.49	90	43,366.31	69	319,386.73	492,966.73	139
042B	205	75,188.84	190	56,526.39	124	45,043.79	105	268,182.69	444,941.71	191
Commercial	1	681.20	1	1,111.50	1	986.70	1	13,353.00	16,132.40	1
Government	1	24.03	0	0.00	0	0.00	0	0.00	24.03	0
Residential	203	74,483.61	189	55,414.89	123	44,057.09	104	254,829.69	428,785.28	190
043A	282	103,170.67	262	91,305.14	226	82,266.38	205	1,161,978.29	1,438,720.48	262
Commercial	1	15,173.80	1	13,229.80	1	14,525.80	1	3,029.61	45,959.01	1
Government	1	778.70	1	810.55	1	669.89	0	0.00	2,259.14	1
Residential	280	87,218.17	260	77,264.79	224	67,070.70	204	1,158,948.68	1,390,502.34	260
043B	237	89,206.42	215	77,147.26	169	64,177.29	146	886,846.74	1,117,377.71	215
Commercial	1	1,302.60	1	3,653.80	1	3,149.80	1	24,902.41	33,008.61	1
Residential	236	87,903.82	214	73,493.46	168	61,027.49	145	861,944.32	1,084,369.10	214
044A	224	87,708.96	210	76,557.32	159	58,717.74	135	964,123.39	1,187,107.41	211
Commercial	3	5,090.40	3	13,238.80	3	3,652.90	3	205,772.47	227,754.57	3
Government	2	1,115.40	1	498.80	0	0.00	1	43.23	1,657.43	2

Status Active

Row Labels	00-30 Days: Count	00-30 Days: Sum	31-60 Days: Count	31-60 Days: Sum	61-90 Days: Count	61-90 Days: Sum	Over 90 Days: Count	Over 90 Days: Sum	Sum of Subtotal	Delinq. Count
Residential	219	81,503.16	206	62,819.72	156	55,064.84	131	758,307.69	957,695.41	206
044B	134	72,164.96	119	61,441.97	78	47,340.52	59	286,076.29	467,023.74	119
Commercial	2	9,058.60	2	5,371.64	0	0.00	0	0.00	14,430.24	2
Government	0	0.00	0	0.00	0	0.00	0	0.00	0.00	0
Residential	132	63,106.36	117	56,070.33	78	47,340.52	59	286,076.29	452,593.50	117
5	1,722	1,319,127.27	1,184	897,739.83	1,028	720,433.30	795	3,633,381.85	6,570,682.25	1,170
051A	163	67,965.06	131	59,270.64	119	43,799.31	93	417,183.74	588,218.75	131
Commercial	0	0.00	0	0.00	0	0.00	0	0.00	0.00	0
Residential	163	67,965.06	131	59,270.64	119	43,799.31	93	417,183.74	588,218.75	131
051B	377	207,229.50	265	127,253.46	237	105,328.92	195	794,271.24	1,234,083.12	263
Commercial	25	45,214.52	10	4,523.07	5	3,406.00	5	69,272.92	122,416.51	10
Government	2	3,302.90	1	3,734.90	1	2,546.90	1	8,398.64	17,983.34	1
Residential	350	158,712.07	254	118,995.50	231	99,376.02	189	716,599.68	1,093,683.26	252
052A	327	243,186.21	242	171,860.15	209	146,526.16	174	721,733.51	1,283,306.03	242
Commercial	25	72,804.63	14	41,662.39	11	38,226.04	9	31,768.51	184,461.57	14
Government	2	266.45	1	218.40	1	218.40	1	2,383.17	3,086.42	1
Residential	300	170,115.13	227	129,979.36	197	108,081.71	164	687,581.84	1,095,758.04	227
052B	362	235,471.64	241	167,306.00	201	143,841.57	131	599,679.94	1,146,299.15	237
Commercial	35	76,847.62	23	62,331.39	17	50,237.98	13	171,630.01	361,046.99	22
Government	2	9,891.82	1	0.01	0	0.00	0	0.00	9,891.83	1
Residential	325	148,732.20	217	104,974.61	184	93,603.59	118	428,049.93	775,360.33	214
053A	87	151,798.99	50	80,935.67	44	61,981.21	35	235,723.55	530,439.42	49
Commercial	22	116,991.96	10	56,702.98	8	41,724.75	6	148,052.35	363,472.04	9
Government	0	0.00	0	0.00	0	0.00	0	0.00	0.00	0
Residential	65	34,807.03	40	24,232.69	36	20,256.47	29	87,671.20	166,967.39	40
053B	155	140,614.60	106	117,750.94	95	87,504.04	77	438,811.99	784,681.58	103
Commercial	26	14,434.58	12	5,903.73	9	2,849.22	4	34,738.40	57,925.93	11
Government	4	55,080.17	2	56,005.00	2	32,756.75	1	92,800.64	236,642.56	2
Residential	125	71,099.85	92	55,842.21	84	51,898.07	72	311,272.95	490,113.09	90
054A	136	196,072.83	81	123,877.89	65	88,933.00	46	256,966.24	665,849.96	79
Commercial	49	142,828.85	26	82,894.08	21	64,390.08	19	130,702.48	420,815.49	25



Status Active

Row Labels	00-30 Days:		31-60 Days:		61-90 Days:		Over 90 Days:		Delinq.	
	Count	Sum	Count	Sum	Count	Sum	Count	Sum	Sum of Subtotal	Count
Government	2	223.20	1	132.21	0	0.00	0	0.00	355.41	1
Residential	85	53,020.78	54	40,851.59	44	24,542.93	27	126,263.76	244,679.06	53
054B	115	76,788.45	68	49,485.08	58	42,519.09	44	169,011.63	337,804.24	66
Commercial	39	28,765.89	18	19,080.12	14	20,618.65	10	49,806.82	118,271.48	16
Government	4	1,630.67	2	339.89	1	218.40	1	3,431.35	5,620.31	2
Residential	72	46,391.88	48	30,065.07	43	21,682.04	33	115,773.46	213,912.45	48
6	1,120	972,813.15	644	516,254.47	508	422,758.58	340	2,004,252.03	3,916,078.24	628
061A	112	120,240.23	74	70,529.54	55	57,698.89	42	403,286.75	651,755.40	73
Commercial	40	70,334.41	28	37,725.24	22	29,488.75	16	108,972.82	246,521.22	27
Residential	72	49,905.82	46	32,804.30	33	28,210.13	26	294,313.93	405,234.18	46
061B	149	172,362.24	81	85,878.75	66	70,222.71	49	284,593.55	613,057.25	78
Commercial	98	142,239.48	52	66,534.74	40	56,640.87	29	187,796.79	453,211.88	50
Residential	51	30,122.76	29	19,344.01	26	13,581.83	20	96,796.76	159,845.36	28
062A	67	76,726.77	38	43,384.91	27	30,896.49	20	133,786.50	284,794.66	38
Commercial	28	61,040.56	18	30,104.79	13	24,612.91	9	71,531.21	187,289.47	18
Residential	39	15,686.20	20	13,280.12	14	6,283.58	11	62,255.28	97,505.19	20
062B	125	103,138.16	74	73,633.36	65	87,248.82	47	226,582.08	490,602.41	74
Commercial	26	48,993.18	17	41,615.93	15	60,095.17	13	99,424.35	250,128.63	17
Residential	99	54,144.97	57	32,017.43	50	27,153.65	34	127,157.73	240,473.78	57
063A	106	80,148.39	59	50,745.87	48	44,226.11	36	277,695.38	452,815.75	58
Commercial	9	37,417.03	6	27,231.40	6	25,242.47	5	146,896.68	236,787.58	6
Residential	97	42,731.36	53	23,514.47	42	18,983.64	31	130,798.70	216,028.17	52
063B	146	99,052.64	86	49,377.67	71	35,143.16	50	170,213.29	353,786.76	85
Commercial	15	24,809.63	5	5,523.20	5	5,274.85	3	49,309.59	84,917.28	5
Government	3	6,885.10	3	3,223.03	2	970.63	1	4,434.19	15,512.95	3
Residential	128	67,357.90	78	40,631.44	64	28,897.68	46	116,469.50	253,356.53	77
064A	202	148,455.88	113	78,808.78	95	50,846.55	44	236,627.19	514,738.40	110
Commercial	28	37,139.90	16	29,369.85	11	24,506.54	7	114,046.22	205,062.51	14
Government	3	36,764.70	3	12,567.85	2	3,426.65	0	0.00	52,759.20	3
Residential	171	74,551.28	94	36,871.08	82	22,913.35	37	122,580.98	256,916.68	93
064B	213	172,688.86	119	63,895.59	81	46,475.87	52	271,467.31	554,527.63	112



Status Active

Row Labels	00-30 Days:		31-60 Days:		61-90 Days:		Over 90 Days:		Sum of Subtotal	Delinq. Count
	Count	Sum	Count	Sum	Count	Sum	Count	Sum		
Commercial	14	37,730.31	7	7,835.07	4	6,177.00	2	32,521.00	84,263.38	6
Residential	199	134,958.55	112	56,060.53	77	40,298.86	50	238,946.31	470,264.25	106
7	3,300	2,479,982.85	1,788	1,185,625.42	1,266	760,737.47	811	3,852,772.25	8,279,118.00	1,691
071A	243	171,357.08	112	74,673.36	67	36,240.28	38	194,590.83	476,861.55	105
Commercial	15	48,103.87	10	29,717.93	5	8,522.87	3	1,985.62	88,330.29	10
Residential	228	123,253.21	102	44,955.43	62	27,717.41	35	192,605.21	388,531.25	95
071B	274	209,897.46	157	108,873.98	115	75,935.73	73	327,723.82	722,430.99	152
Commercial	21	28,947.34	10	18,066.99	6	13,562.44	5	38,366.35	98,943.13	10
Government	1	20,119.35	0	0.00	0	0.00	0	0.00	20,119.35	0
Residential	252	160,830.77	147	90,806.99	109	62,373.29	68	289,357.47	603,368.51	142
072A	292	287,312.97	167	139,080.31	126	90,161.98	83	397,367.18	913,922.43	159
Commercial	34	100,897.78	20	55,403.73	15	36,731.43	8	154,128.50	347,161.44	19
Government	1	5,390.90	1	3,086.90	1	2,582.90	1	2,457.77	13,518.47	1
Residential	257	181,024.29	146	80,589.68	110	50,847.65	74	240,780.91	553,242.53	139
072B	173	140,576.29	106	48,618.68	76	24,369.63	45	218,123.35	431,687.96	103
Commercial	13	62,303.71	5	9,428.60	3	2,304.91	1	6,091.65	80,128.87	4
Residential	160	78,272.58	101	39,190.08	73	22,064.72	44	212,031.71	351,559.08	99
073A	217	162,663.16	119	64,982.27	66	34,700.14	43	165,224.20	427,569.77	101
Commercial	21	53,252.28	12	16,498.41	9	5,450.70	5	70,016.53	145,217.91	10
Government	0	0.00	0	0.00	0	0.00	0	0.00	0.00	0
Residential	196	109,410.88	107	48,483.86	57	29,249.45	38	95,207.67	282,351.86	91
073B	519	357,527.80	301	179,136.52	232	159,908.23	160	887,558.50	1,584,131.04	290
Commercial	56	115,507.28	29	41,891.66	14	42,608.35	12	285,114.22	485,121.51	27
Residential	463	242,020.52	272	137,244.86	218	117,299.88	148	602,444.27	1,099,009.53	263
074A	308	204,683.54	141	79,917.70	94	49,770.73	64	344,317.55	678,689.52	129
Commercial	24	50,053.95	11	23,490.40	8	16,788.97	6	55,756.66	146,089.99	10
Government	1	3,590.90	1	4,670.90	1	467.09	0	0.00	8,728.89	1
Residential	283	151,038.69	129	51,756.40	85	32,514.67	58	288,560.89	523,870.64	118
074B	1,274	945,964.56	685	490,342.59	490	289,650.77	305	1,317,866.83	3,043,824.75	652
Commercial	53	160,688.55	32	51,681.01	18	29,544.12	14	87,520.46	329,434.15	28
Government	3	17,781.55	2	436.80	2	43.68	0	0.00	18,262.03	2

Status Active

Row Labels	00-30 Days:		31-60 Days:		61-90 Days:		Over 90 Days:		Sum of Subtotal	Delinq. Count
	Count	Sum	Count	Sum	Count	Sum	Count	Sum		
Residential	1,218	767,494.46	651	438,224.78	470	260,062.96	291	1,230,346.37	2,696,128.57	622
8	1,736	2,173,291.34	980	656,697.95	701	494,542.74	494	2,402,995.91	5,726,927.95	919
081A	435	291,481.18	250	131,088.01	180	91,481.56	123	576,042.11	1,090,092.85	237
Commercial	11	29,862.84	5	7,305.40	4	2,386.81	2	47,903.10	87,458.16	4
Government	1	12,122.90	0	0.00	0	0.00	0	0.00	12,122.90	0
Residential	423	249,495.43	245	123,782.61	176	89,094.74	121	528,139.01	990,511.80	233
081B	511	273,527.06	321	175,597.89	246	129,032.46	167	522,537.04	1,100,694.44	313
Commercial	11	41,758.43	6	28,070.78	4	24,263.90	4	15,656.23	109,749.35	5
Government	2	1,195.40	2	1,195.40	2	119.54	0	0.00	2,510.34	2
Residential	498	230,573.23	313	146,331.71	240	104,649.01	163	506,880.81	988,434.75	306
082A	138	117,901.41	76	43,333.55	50	28,567.58	37	228,279.51	418,082.06	70
Commercial	47	57,979.05	21	11,394.96	8	7,304.10	6	94,754.22	171,432.32	18
Government	1	279.50	1	248.95	1	248.95	1	11,843.02	12,620.42	1
Residential	90	59,642.87	54	31,689.64	41	21,014.53	30	121,682.28	234,029.32	51
082B	44	45,428.29	17	24,557.06	9	20,660.15	8	122,211.28	212,856.79	14
Commercial	42	45,428.29	17	24,557.06	9	20,660.15	8	122,211.28	212,856.79	14
Residential	2	0.00	0	0.00	0	0.00	0	0.00	0.00	0
083A	166	872,372.21	79	47,634.31	43	33,074.51	30	184,724.33	1,137,805.36	63
Commercial	92	805,978.37	42	16,526.62	14	7,592.11	6	28,424.65	858,521.75	27
Residential	74	66,393.84	37	31,107.69	29	25,482.40	24	156,299.68	279,283.61	36
083B	151	244,642.68	83	128,279.67	62	98,569.89	45	350,771.27	822,263.51	80
Commercial	24	122,126.39	11	54,475.23	7	50,895.63	5	105,078.75	332,576.00	10
Government	1	218.40	1	0.00	0	0.00	0	0.00	218.40	0
Residential	126	122,297.88	71	73,804.44	55	47,674.26	40	245,692.53	489,469.11	70
084A	142	139,661.45	54	18,924.84	30	16,594.31	24	139,060.45	314,241.05	47
Commercial	87	106,920.57	30	10,528.98	13	7,538.61	9	83,699.82	208,687.98	23
Residential	55	32,740.88	24	8,395.86	17	9,055.70	15	55,360.63	105,553.07	24
084B	149	188,277.07	100	87,282.62	81	76,562.29	60	278,769.92	630,891.89	95
Commercial	8	70,802.10	6	11,663.33	3	11,128.40	3	89,545.23	183,139.05	4
Government	1	371.15	1	218.40	1	218.40	1	567.84	1,375.79	1
Residential	140	117,103.82	93	75,400.90	77	65,215.49	56	188,656.85	446,377.06	90

Status Active

Row Labels	00-30 Days: Count	00-30 Days: Sum	31-60 Days: Count	31-60 Days: Sum	61-90 Days: Count	61-90 Days: Sum	Over 90 Days: Count	Over 90 Days: Sum	Sum of Subtotal	Delinq. Count
9	1,692	1,563,955.16	878	585,494.42	630	397,935.52	439	2,058,467.73	4,605,852.84	829
091A	117	167,351.99	54	48,371.78	24	16,743.56	16	71,092.39	303,559.72	44
Commercial	96	133,811.26	49	47,846.94	23	16,219.66	15	49,017.15	246,895.02	41
Government	2	11,540.08	0	0.00	0	0.00	0	0.00	11,540.08	0
Residential	19	22,000.65	5	524.84	1	523.90	1	22,075.24	45,124.62	3
091B	124	187,750.78	50	27,232.16	28	10,526.38	19	197,063.80	422,573.12	46
Commercial	61	125,386.86	22	7,762.21	10	4,358.12	7	141,338.29	278,845.47	18
Government	1	23,462.90	1	3,593.68	0	0.00	0	0.00	27,056.58	1
Residential	62	38,901.02	27	15,876.28	18	6,168.26	12	55,725.51	116,671.07	27
092A	338	215,393.45	182	88,705.61	137	60,655.97	96	317,695.74	682,450.77	175
Commercial	2	3,847.80	0	0.00	0	0.00	0	0.00	3,847.80	0
Government	2	2,133.45	1	1,187.30	0	0.00	0	0.00	3,320.74	1
Residential	334	209,412.21	181	87,518.31	137	60,655.97	96	317,695.74	675,282.23	174
092B	138	133,467.10	65	57,096.96	50	43,167.06	33	146,374.48	380,105.59	61
Commercial	29	49,086.13	13	21,266.10	10	15,065.24	8	59,098.86	144,516.33	10
Residential	109	84,380.97	52	35,830.86	40	28,101.81	25	87,275.62	235,589.26	51
093A	171	123,915.26	99	56,670.37	71	41,704.78	52	187,283.06	409,573.47	94
Commercial	18	26,130.72	10	11,561.79	7	9,801.49	5	27,492.12	74,986.12	10
Residential	153	97,784.54	89	45,108.57	64	31,903.30	47	159,790.94	334,587.34	84
093B	235	312,698.33	130	131,090.78	107	102,221.74	71	541,600.51	1,087,611.36	126
Commercial	25	138,865.39	14	33,595.50	12	31,462.65	7	114,827.45	318,750.99	13
Government	1	340.60	0	0.00	0	0.00	0	0.00	340.60	0
Residential	209	173,492.34	116	97,495.27	95	70,759.10	64	426,773.07	768,519.78	113
094A	285	214,229.65	163	96,929.59	119	69,424.95	84	373,060.52	753,644.70	157
Commercial	13	23,994.01	8	6,060.53	3	398.92	0	0.00	30,453.47	8
Residential	272	190,235.63	155	90,869.06	116	69,026.02	84	373,060.52	723,191.23	149
094B	284	209,148.61	135	79,397.18	94	53,491.08	68	224,297.23	566,334.10	126
Commercial	5	15,146.35	2	436.80	1	436.80	1	1,023.37	17,043.33	2
Government	2	15,382.10	2	3,975.25	1	103.32	0	0.00	19,460.67	2
Residential	217	121,143.13	111	62,451.67	83	43,999.23	62	206,272.92	433,866.96	105
Special Rate - Comment	9	24,804.00	4	8,320.30	3	5,888.92	2	13,620.38	52,633.61	4

Status Active

Row Labels	00-30 Days: Count	00-30 Days: Sum	31-60 Days: Count	31-60 Days: Sum	61-90 Days: Count	61-90 Days: Sum	Over 90 Days: Count	Over 90 Days: Sum	Sum of Subtotal	Delinq. Count
10 Special Rate - Residentl	51	32,673.02	16	4,213.15	6	3,062.81	3	3,380.56	43,329.53	13
101A Commercial	2,819	3,384,882.57	1,624	1,084,434.94	1,258	661,220.47	894	4,020,613.51	9,151,151.48	1,537
Government	154	137,969.09	96	45,993.28	65	28,553.19	38	294,097.22	506,612.79	91
Residential	7	33,182.49	4	7,965.20	4	3,946.38	2	40,479.79	85,573.87	4
101B Commercial	4	6,070.60	4	729.47	0	0.00	0	0.00	6,800.07	4
Government	143	98,716.00	88	37,298.62	61	24,606.81	36	253,617.43	414,238.85	83
Residential	658	285,079.74	446	153,816.67	377	123,820.95	311	1,356,248.85	1,918,966.22	434
102A Commercial	5	21,958.29	1	0.00	0	0.00	0	0.00	21,958.29	1
Government	3	899.60	3	292.63	1	371.15	1	6,892.24	8,455.62	3
Residential	650	262,221.85	442	153,524.04	376	123,449.80	310	1,349,356.61	1,888,552.31	430
102B Commercial	164	120,490.58	92	57,561.95	67	30,716.70	45	184,697.29	393,466.52	84
Government	11	17,118.11	7	5,993.99	5	4,207.33	3	23,049.30	50,368.73	6
Residential	153	103,372.47	85	51,567.96	62	26,509.37	42	161,647.99	343,097.79	78
103A Commercial	648	495,998.48	346	198,286.96	272	132,026.08	177	650,496.47	1,476,807.98	321
Government	12	53,480.90	9	21,338.31	6	14,741.93	3	6,572.01	96,133.15	8
Residential	489	345,772.54	252	127,918.59	196	94,295.78	133	556,340.11	1,124,327.02	229
103B Commercial	1	6,621.80	1	5,329.80	1	531.98	0	0.00	12,483.58	1
Government	146	90,123.24	84	43,700.26	69	22,456.39	41	87,584.35	243,864.23	83
Residential	303	247,696.84	172	84,591.58	128	67,812.48	83	388,289.92	788,390.82	164
104A Commercial	42	101,641.28	16	13,403.40	10	9,775.31	8	147,180.73	272,000.72	15
Government	261	146,055.56	156	71,188.18	118	58,037.17	75	241,109.19	516,390.10	149
Residential	583	667,896.81	304	332,724.84	234	137,010.65	152	649,164.53	1,786,796.83	289
104B Commercial	66	326,818.14	39	167,332.77	27	40,103.79	19	127,482.40	661,737.10	35
Government	517	341,078.67	265	165,392.07	207	96,906.87	133	521,682.13	1,125,059.73	254
Residential	181	1,284,031.50	100	180,815.51	70	119,793.42	54	392,607.61	1,977,248.03	90
104C Commercial	41	1,187,812.90	16	130,173.75	5	86,244.14	3	196,517.05	1,600,747.84	13
Government	0	0.00	0	0.00	0	0.00	0	0.00	0.00	0
Residential	140	96,218.60	84	50,641.76	65	33,549.28	51	196,090.55	376,500.20	77
104D Commercial	128	145,719.53	68	30,644.15	45	21,486.99	34	105,011.62	302,862.28	64
Government	6	4,474.45	5	3,923.50	4	3,134.21	3	17,818.31	29,350.47	5
Residential	2	77,571.39	0	0.00	0	0.00	0	0.00	77,571.39	0



Status Active

Row Labels	00-30 Days: Count	00-30 Days: Sum	31-60 Days: Count	31-60 Days: Sum	61-90 Days: Count	61-90 Days: Sum	Over 90 Days: Count	Over 90 Days: Sum	Sum of Subtotal	Delinq. Count
11 Residential	120	63,673.69	63	26,720.65	41	18,352.77	31	87,193.30	195,940.41	59
1111A	2,276	2,254,667.76	1,229	871,619.23	907	568,759.91	656	3,689,209.50	7,384,256.41	1,175
Commercial	254	223,143.08	152	109,634.04	106	69,923.43	77	675,047.25	1,077,747.80	144
Government	37	67,548.03	19	3,371.75	2	987.56	1	43.28	71,950.62	13
Residential	2	23,547.85	2	32,475.85	2	20,595.85	2	148,924.14	225,543.69	2
1111B	215	132,047.20	131	73,786.43	102	48,340.02	74	526,079.82	780,253.48	129
Commercial	362	307,770.10	204	155,653.81	167	114,660.49	123	362,536.93	940,621.34	200
Government	26	104,824.22	15	43,400.77	9	36,396.63	5	15,597.28	200,218.89	13
Residential	0	0.00	0	0.00	0	0.00	0	0.00	0.00	0
112A	336	202,945.89	189	112,253.04	158	78,263.87	118	346,939.65	740,402.45	187
Commercial	370	185,363.41	208	90,566.54	153	71,791.05	106	267,636.55	615,357.55	199
Government	6	15,173.64	2	7,495.20	2	12,652.10	2	28,481.56	63,802.50	2
Residential	1	3,266.90	1	1,214.90	1	432.25	1	2,317.58	7,231.63	1
112B	363	166,922.87	205	81,856.44	150	58,706.70	103	236,837.41	544,323.42	196
Government	173	100,721.63	112	55,988.31	85	42,118.75	61	294,848.48	493,677.17	110
Residential	1	218.40	1	218.40	1	218.40	1	234.59	889.79	1
113A	172	100,503.23	111	55,769.91	84	41,900.35	60	294,613.89	492,787.38	109
Commercial	349	620,400.29	190	159,749.90	139	71,187.76	107	606,616.31	1,457,954.26	182
Government	37	435,705.24	17	62,804.24	7	8,502.21	4	204,843.09	711,854.78	14
Residential	312	184,695.06	173	96,945.65	132	62,685.55	103	401,773.23	746,099.49	168
113B	355	397,522.85	158	117,151.96	95	67,687.97	55	401,068.12	983,430.90	140
Commercial	24	77,154.36	12	24,255.08	4	17,398.91	4	100,634.11	219,442.46	9
Residential	331	320,368.50	146	92,896.88	91	50,289.06	51	300,434.01	763,988.45	131
114A	189	192,695.49	89	90,092.36	69	69,627.24	59	803,211.36	1,155,626.45	85
Commercial	28	82,371.97	15	38,953.54	11	33,402.60	11	396,092.69	550,820.81	15
Residential	161	110,323.51	74	51,138.82	58	36,224.64	48	407,118.67	604,805.65	70
114B	224	227,050.90	116	92,782.31	93	61,763.22	68	278,244.50	659,840.93	115
Commercial	18	79,293.68	6	12,707.36	4	10,384.99	3	15,141.76	117,527.80	6
Government	1	218.18	0	0.00	0	0.00	0	0.00	218.18	0
Residential	205	147,539.04	110	80,074.95	89	51,378.23	65	263,102.74	542,094.95	109
12	3,306	2,608,819.79	1,899	1,184,764.84	1,585	933,412.20	1,139	4,262,740.20	8,989,737.02	1,848



Status Active

Row Labels	00-30 Days: Count	00-30 Days: Sum	31-60 Days: Count	31-60 Days: Sum	61-90 Days: Count	61-90 Days: Sum	Over 90 Days: Count	Over 90 Days: Sum	Sum of Subtotal	Delinq. Count
121A	773	704,452.61	455	296,152.20	394	249,263.85	279	931,933.48	2,181,802.14	438
Commercial	106	284,113.00	65	72,158.84	42	60,132.70	27	184,513.61	600,918.15	53
Government	1	218.40	1	218.40	1	218.40	1	248.98	904.18	1
Residential	666	420,121.21	389	223,774.96	351	188,912.75	251	747,170.90	1,579,979.82	384
121B	793	435,879.56	481	210,149.50	400	163,386.39	291	1,084,337.41	1,893,752.86	472
Commercial	10	52,089.64	5	9,367.40	4	9,032.30	4	66,225.34	136,714.68	5
Government	1	909.70	1	0.00	0	0.00	0	0.00	909.70	1
Residential	782	382,880.22	475	200,782.10	396	154,354.09	287	1,018,112.07	1,756,128.48	466
122A	207	165,591.93	104	55,322.14	83	39,146.65	59	311,873.81	571,934.52	101
Commercial	10	44,667.44	6	4,469.01	2	6,538.60	2	118,164.16	173,839.21	5
Government	1	218.40	1	218.40	1	218.40	1	99.12	754.32	1
Residential	196	120,706.09	97	50,634.72	80	32,389.65	56	193,610.53	397,340.99	95
122B	497	249,068.09	298	135,661.48	264	99,230.85	194	477,798.22	961,758.64	295
Commercial	2	1,118.00	2	873.60	2	873.60	2	314.30	3,179.50	2
Residential	495	247,950.09	296	134,787.88	262	98,357.25	192	477,483.92	958,579.15	293
123A	206	321,107.38	83	164,422.48	60	126,106.85	40	320,989.87	932,626.59	76
Commercial	67	229,098.07	27	131,416.53	16	105,576.03	11	220,329.82	686,420.45	23
Residential	139	92,009.32	56	33,005.95	44	20,530.82	29	100,660.05	246,206.14	53
123B	325	191,060.81	196	95,467.20	163	78,456.48	121	445,532.92	810,517.42	191
Commercial	8	14,730.49	4	1,572.40	3	515.32	0	0.00	16,818.21	3
Government	3	1,792.80	3	3,692.20	3	7,427.85	3	9,595.91	22,508.76	3
Residential	314	174,537.52	189	90,202.60	157	70,513.31	118	435,937.02	771,190.45	185
124A	286	308,508.18	171	127,869.79	133	92,491.82	98	354,852.73	883,722.52	167
Commercial	34	98,853.76	18	39,812.87	13	20,887.37	7	86,896.57	246,450.57	15
Government	1	1,826.90	1	1,682.90	1	1,934.90	1	9,184.72	14,629.42	1
Residential	251	207,827.52	152	86,374.02	119	69,669.55	90	258,771.44	622,642.53	151
124B	219	233,151.22	111	99,720.05	88	85,329.31	57	335,421.74	753,622.33	108
Commercial	42	101,151.33	16	33,830.66	11	31,812.83	8	100,679.06	267,473.88	13
Government	1	12,266.90	1	12,662.90	1	10,178.90	1	16,014.87	51,123.57	1
Residential	176	119,732.99	94	53,226.50	76	43,337.58	48	218,727.81	435,024.88	94
13	5,641	4,446,347.13	3,339	1,826,832.17	2,563	1,264,015.98	1,747	6,372,697.44	13,909,892.73	3,151

Status Active

Row Labels	00-30 Days: Count	00-30 Days: Sum	31-60 Days: Count	31-60 Days: Sum	61-90 Days: Count	61-90 Days: Sum	Over 90 Days: Count	Over 90 Days: Sum	Sum of Subtotal	Delinq. Count
131A	638	480,887.96	386	172,299.19	274	137,222.20	189	711,688.96	1,502,098.30	357
Commercial	39	68,133.11	28	24,630.33	10	4,021.62	5	22,144.98	118,930.04	21
Government	1	0.00	0	0.00	0	0.00	0	0.00	0.00	0
Residential	598	412,754.84	358	147,668.86	264	133,200.58	184	689,543.98	1,383,168.26	336
131B	354	402,277.50	223	142,697.61	169	96,921.04	121	759,170.62	1,401,066.77	209
Commercial	56	197,600.18	30	23,597.84	14	14,217.37	9	113,992.88	349,408.27	20
Government	2	14,561.80	2	11,825.80	2	12,041.80	2	120,004.70	158,434.10	2
Residential	296	190,115.52	191	107,273.97	153	70,661.87	110	525,173.04	893,224.40	187
132A	291	172,180.07	162	89,748.84	131	61,969.09	98	302,181.85	626,079.85	159
Commercial	3	8,044.50	2	8,122.60	1	6,101.80	2	1,422.44	23,691.33	2
Residential	288	164,135.58	160	81,626.24	130	55,867.29	96	300,759.42	602,388.52	157
132B	518	343,870.48	302	191,271.26	236	117,779.67	153	597,668.09	1,250,589.50	289
Commercial	17	62,166.73	12	48,981.31	10	27,745.10	6	151,768.01	290,661.15	11
Residential	501	281,703.75	290	142,289.95	226	90,034.57	147	445,900.08	959,928.36	278
133A	661	433,875.15	367	148,461.57	252	92,619.38	151	344,524.64	1,019,480.74	330
Commercial	60	95,839.53	31	12,200.94	11	7,439.37	5	5,741.48	121,221.32	16
Residential	601	338,035.61	336	136,260.63	241	85,180.01	146	338,783.16	898,259.42	314
133B	3,078	2,551,978.56	1,818	1,032,643.60	1,436	713,380.15	983	3,225,786.44	7,523,788.74	1,726
Commercial	201	888,239.89	108	169,213.10	63	82,235.04	39	287,364.05	1,427,052.08	88
Government	5	36,862.40	4	20,270.64	3	2,937.97	2	62,859.74	122,930.74	4
Residential	2,872	1,626,876.27	1,706	843,159.85	1,370	628,207.15	942	2,875,562.65	5,973,805.92	1,634
134A	72	41,801.77	54	30,595.32	41	27,234.60	31	230,066.78	329,698.46	54
Commercial	12	20,930.72	7	15,678.89	6	16,340.58	4	27,662.12	80,612.32	7
Residential	60	20,871.05	47	14,916.43	35	10,894.01	27	202,404.65	249,086.14	47
134B	29	19,475.65	27	19,114.79	24	16,889.85	21	201,610.06	257,090.36	27
Residential	29	19,475.65	27	19,114.79	24	16,889.85	21	201,610.06	257,090.36	27
14	4,918	2,860,186.37	4,084	2,132,941.04	2,760	1,774,394.90	2,089	8,011,523.98	14,779,046.30	4,106
141A	203	86,131.49	173	74,020.79	124	64,390.08	98	422,911.58	647,453.94	174
Commercial	1	681.20	1	67.31	0	0.00	0	0.00	748.51	1
Residential	202	85,450.29	172	73,953.48	124	64,390.08	98	422,911.58	646,705.43	173
141B	352	178,454.82	287	128,925.34	194	119,541.67	165	798,377.02	1,225,298.85	291



Status Active

Row Labels	00-30 Days: Count	00-30 Days: Sum	31-60 Days: Count	31-60 Days: Sum	61-90 Days: Count	61-90 Days: Sum	Over 90 Days: Count	Over 90 Days: Sum	Sum of Subtotal	Delinq. Count
Commercial	9	6,019.74	7	1,828.82	3	1,310.40	3	1,951.92	11,110.87	7
Residential	343	172,435.09	280	127,096.52	191	118,231.27	162	796,425.10	1,214,187.98	284
142A	66	25,411.94	46	21,577.14	34	16,461.62	24	101,666.53	165,117.23	47
Commercial	9	2,210.00	4	2,545.74	2	1,920.10	3	18,340.01	25,015.85	5
Residential	57	23,201.94	42	19,031.40	32	14,541.52	21	83,326.52	140,101.38	42
142B	2,427	1,372,539.99	2,001	1,030,495.36	1,338	874,434.32	1,002	3,372,872.54	6,650,342.22	2,010
Commercial	39	95,630.92	28	65,500.00	20	50,941.05	12	152,489.45	364,561.41	28
Government	9	38,551.47	5	20,630.61	3	43,607.17	2	75,145.39	177,934.64	5
Residential	2,379	1,238,357.61	1,968	944,364.76	1,315	779,886.10	988	3,145,237.70	6,107,846.17	1,977
143A	93	127,848.85	70	115,517.84	50	49,979.41	38	222,664.86	516,010.95	70
Commercial	22	15,815.89	14	7,404.44	7	5,981.02	6	23,924.98	53,126.32	14
Government	1	68,659.70	1	69,703.70	1	9,988.14	0	0.00	148,351.54	1
Residential	70	43,373.26	55	38,409.70	42	34,010.26	32	198,739.88	314,533.10	55
143B	239	137,825.01	187	97,082.66	125	88,537.31	90	377,424.03	700,869.01	188
Commercial	4	18,064.50	4	5,332.46	2	2,372.53	1	1,092.00	26,861.50	4
Residential	235	119,760.51	183	91,750.20	123	86,164.77	89	376,332.03	674,007.51	184
144A	346	215,371.57	281	129,921.41	164	95,333.23	121	502,049.89	942,676.10	281
Commercial	9	14,239.32	3	2,223.28	1	864.50	1	24,319.50	41,646.60	3
Government	2	15,929.80	2	3,607.59	0	0.00	0	0.00	19,537.39	2
Residential	335	185,202.45	276	124,090.53	163	94,468.73	120	477,730.39	881,492.11	276
144B	1,192	716,602.71	1,039	535,400.50	731	465,717.26	551	2,213,557.54	3,931,278.01	1,045
Commercial	6	27,014.62	4	23,448.80	4	20,443.70	4	59,821.30	130,728.42	4
Government	2	7,130.05	2	713.01	0	0.00	0	0.00	7,843.06	2
Residential	1,184	682,458.04	1,033	511,238.69	727	445,273.56	547	2,153,736.24	3,792,706.53	1,039
15	4,190	2,836,839.98	3,391	2,046,498.08	2,105	1,438,660.61	1,643	7,691,370.50	14,013,369.17	3,426
151A	249	140,088.08	211	93,889.00	121	57,289.09	79	211,856.93	503,123.11	211
Commercial	32	35,072.24	24	22,177.57	11	13,118.73	9	34,027.26	104,395.79	24
Residential	217	105,015.85	187	71,711.43	110	44,170.36	70	177,829.68	398,727.32	187
151B	3,202	2,140,485.50	2,658	1,614,905.61	1,677	1,145,689.22	1,342	6,049,011.45	10,950,091.78	2,693
Commercial	130	391,994.71	100	273,189.42	54	207,524.59	43	593,061.48	1,465,770.21	101
Government	13	62,940.98	8	27,766.80	3	23,732.70	3	13,713.78	128,154.26	8

Status Active

Row Labels	00-30 Days: Count	00-30 Days: Sum	31-60 Days: Count	31-60 Days: Sum	61-90 Days: Count	61-90 Days: Sum	Over 90 Days: Count	Over 90 Days: Sum	Sum of Subtotal	Delinq. Count
Residential	3,059	1,685,549.81	2,550	1,313,949.39	1,620	914,431.93	1,296	5,442,236.18	9,356,167.31	2,584
152A	80	56,792.45	62	40,842.41	32	29,132.88	25	83,511.04	210,278.77	62
Commercial	14	28,526.71	9	21,561.29	2	13,725.63	1	2,367.04	66,180.66	9
Government	1	1,197.95	0	0.00	0	0.00	0	0.00	1,197.95	0
Residential	65	27,067.79	53	19,281.12	30	15,407.25	24	81,144.00	142,900.16	53
152B	110	92,000.76	88	54,220.77	48	41,559.11	35	379,331.47	567,112.12	89
Commercial	11	20,018.10	9	8,396.88	5	9,191.09	4	133,359.46	170,965.54	9
Government	1	43.68	0	0.00	0	0.00	0	0.00	43.68	0
Residential	98	71,938.98	79	45,823.89	43	32,368.02	31	245,972.01	396,102.90	80
153A	63	55,031.81	48	33,973.30	32	39,708.44	24	116,709.49	245,423.04	49
Commercial	11	15,508.20	5	8,673.79	4	17,046.20	4	11,221.77	52,449.96	5
Residential	52	39,523.61	43	25,299.50	28	22,662.24	20	105,487.72	192,973.08	44
153B	159	143,931.47	89	68,010.15	60	48,033.64	47	282,432.94	542,408.21	84
Commercial	22	31,461.98	6	8,806.05	2	1,749.59	1	4,464.33	46,481.94	4
Residential	137	112,469.49	83	59,204.11	58	46,284.05	46	277,968.62	495,926.27	80
154A	97	74,575.87	61	49,775.39	28	28,137.81	20	288,066.39	440,555.47	61
Commercial	56	49,765.40	31	35,287.24	17	21,921.88	11	239,375.55	346,350.08	31
Residential	41	24,810.47	30	14,488.15	11	6,215.93	9	48,690.84	94,205.39	30
154B	230	133,934.03	174	90,881.45	107	49,110.42	71	280,450.78	554,376.69	177
Commercial	19	14,336.48	10	9,760.86	7	3,465.16	1	12,195.90	39,758.41	10
Government	1	218.40	1	218.40	1	43.02	0	0.00	479.82	1
Residential	210	119,379.15	163	80,902.19	99	45,602.24	70	268,254.88	514,138.45	166
16	1,511	1,546,207.29	694	549,114.00	454	334,700.81	277	1,325,329.67	3,755,351.78	652
161A	91	79,378.02	58	43,720.79	45	34,358.48	24	158,760.63	316,217.92	60
Commercial	23	35,859.39	13	22,181.80	13	22,467.71	8	89,597.84	170,106.74	13
Residential	68	43,518.63	45	21,538.99	32	11,890.77	16	69,162.79	146,111.19	47
161B	166	161,939.77	79	61,882.74	55	32,818.41	29	100,715.46	357,356.37	69
Commercial	63	95,637.89	34	35,176.34	21	16,783.39	7	25,236.55	172,834.17	25
Government	3	5,176.72	1	4,058.90	1	405.89	0	0.00	9,641.51	1
Residential	100	61,125.16	44	22,647.50	33	15,629.12	22	75,478.91	174,880.69	43
162A	153	133,164.71	70	47,909.33	55	40,445.33	36	245,540.22	467,059.58	66



Status Active

Row Labels	00-30 Days: Count	00-30 Days: Sum	31-60 Days: Count	31-60 Days: Sum	61-90 Days: Count	61-90 Days: Sum	Over 90 Days: Count	Over 90 Days: Sum	Sum of Subtotal	Delinq. Count
Commercial	23	41,342.61	8	9,302.78	6	12,551.96	4	100,789.06	163,986.41	7
Government	1	3,410.90	1	0.00	0	0.00	0	0.00	3,410.90	1
Residential	129	88,411.20	61	38,606.54	49	27,893.36	32	144,751.16	299,662.27	58
162B	116	167,596.76	56	55,931.04	34	40,156.13	24	75,937.54	339,621.47	49
Commercial	23	113,207.08	11	33,380.82	7	29,183.61	6	36,937.97	212,709.48	10
Residential	93	54,389.68	45	22,550.23	27	10,972.52	18	38,999.56	126,911.99	39
163A	358	251,635.89	167	90,190.27	100	48,102.15	65	228,583.27	618,511.58	160
Commercial	40	52,728.90	15	14,895.31	10	4,902.61	5	3,800.32	76,327.14	14
Residential	318	198,906.99	152	75,294.96	90	43,199.55	60	224,782.95	542,184.44	146
163B	292	408,581.85	124	126,473.29	80	77,916.51	44	323,931.09	936,902.74	116
Commercial	96	294,361.32	45	93,148.09	26	54,598.80	14	196,107.85	638,216.06	40
Government	3	2,011.04	1	52.85	0	0.00	0	0.00	2,063.88	1
Residential	193	112,209.50	78	33,272.35	54	23,317.71	30	127,823.23	296,622.80	75
164A	172	224,280.01	69	83,845.49	39	39,576.68	21	92,145.44	439,847.63	61
Commercial	41	96,451.16	14	35,917.32	8	20,724.95	4	20,450.08	173,543.50	13
Government	3	19,801.00	3	2,332.56	0	0.00	0	0.00	22,133.56	3
Residential	128	108,027.86	52	45,595.61	31	18,851.73	17	71,695.37	244,170.57	45
164B	163	119,630.27	71	39,161.05	46	21,327.13	34	99,716.02	279,834.47	71
Commercial	23	28,081.65	7	4,562.38	1	5,309.80	1	16,210.62	54,164.45	7
Residential	140	91,548.62	64	34,598.67	45	16,017.33	33	83,505.40	225,670.03	64
17	3,609	2,338,452.88	1,879	933,913.31	1,472	705,312.47	1,027	3,174,904.47	7,152,583.13	1,818
171A	538	482,433.46	246	190,994.62	190	126,217.25	142	420,776.28	1,220,421.61	239
Commercial	70	223,576.92	30	83,245.63	14	38,374.07	8	52,187.49	397,384.12	25
Residential	468	258,856.55	216	107,748.99	176	87,843.18	134	368,588.78	823,037.50	214
171B	263	139,842.02	132	62,346.60	109	45,476.25	75	343,544.45	591,209.33	129
Commercial	13	7,965.94	7	4,346.38	6	4,424.77	2	52,861.98	69,599.06	7
Residential	250	131,876.08	125	58,000.23	103	41,051.48	73	290,682.48	521,610.27	122
172A	369	196,479.69	219	95,511.18	177	74,251.28	115	254,647.80	620,889.95	215
Commercial	7	12,044.96	5	6,525.11	4	2,730.39	1	1,048.02	22,348.48	5
Government	1	218.40	1	218.40	1	218.40	1	1,010.63	1,665.83	1
Residential	361	184,216.33	213	88,767.68	172	71,302.49	113	252,589.14	596,875.64	209

Status Active

Row Labels	00-30 Days: Count	00-30 Days: Sum	31-60 Days: Count	31-60 Days: Sum	61-90 Days: Count	61-90 Days: Sum	Over 90 Days: Count	Over 90 Days: Sum	Sum of Subtotal	Delinq. Count
172B	688	368,365.30	381	158,537.03	302	118,302.43	201	433,717.28	1,078,922.04	372
Commercial	9	32,208.26	3	11,633.60	3	9,049.22	2	7,192.65	60,083.73	3
Government	2	1,289.30	0	0.00	0	0.00	0	0.00	1,289.30	0
Residential	677	334,867.74	378	146,903.43	299	109,253.21	199	426,524.63	1,017,549.01	369
173A	454	320,823.15	221	118,606.29	175	78,650.34	110	367,137.40	885,217.18	213
Commercial	16	63,812.35	5	8,868.60	4	5,738.52	2	50,092.90	128,512.38	5
Government	5	22,692.55	2	19,271.54	0	0.00	0	0.00	41,964.10	2
Residential	433	234,318.24	214	90,466.14	171	72,911.83	108	317,044.49	714,740.70	206
173B	424	247,302.54	227	98,051.79	176	79,583.95	139	324,183.11	749,121.39	220
Commercial	15	40,191.83	7	4,454.06	5	4,283.08	4	5,376.90	54,305.87	7
Government	1	943.35	0	0.00	0	0.00	0	0.00	943.35	0
Residential	408	206,167.36	220	93,597.73	171	75,300.87	135	318,806.21	693,872.17	213
174A	357	263,446.67	170	78,837.15	129	75,651.52	86	485,824.25	903,759.59	155
Commercial	54	91,279.82	15	13,801.14	10	20,937.48	5	39,851.89	165,870.33	14
Government	1	3,895.70	1	593.08	0	0.00	0	0.00	4,488.78	1
Residential	302	168,271.15	154	64,442.93	119	54,714.04	81	445,972.36	733,400.47	140
174B	516	319,760.06	283	131,028.65	214	107,179.44	159	545,073.90	1,103,042.05	275
Commercial	16	35,462.98	4	922.27	1	436.80	1	1,047.52	37,869.58	3
Government	1	218.40	1	218.40	1	43.68	0	0.00	480.48	1
Residential	499	284,078.67	278	129,887.98	212	106,698.96	158	544,026.38	1,064,692.00	271
18	5,852	3,572,123.96	3,185	1,618,722.77	2,531	1,083,728.01	1,698	8,564,280.00	14,838,854.74	3,067
181A	313	177,144.04	185	83,663.59	158	62,219.60	115	417,703.04	740,730.28	181
Commercial	2	1,795.04	1	1,111.50	1	2,429.80	1	17,716.98	23,053.32	1
Government	1	462.80	1	310.05	1	119.63	0	0.00	892.48	1
Residential	310	174,886.21	183	82,242.04	156	59,670.17	114	399,986.06	716,784.48	179
181B	719	430,726.10	448	220,339.07	374	143,456.25	270	978,157.08	1,772,678.50	438
Commercial	11	63,881.46	7	29,031.20	6	8,969.56	4	67,653.55	169,535.77	7
Government	8	19,359.15	7	18,485.94	6	1,361.89	1	5,073.46	44,280.43	7
Residential	700	347,485.49	434	172,821.93	362	133,124.80	265	905,430.07	1,558,862.29	424
182A	845	684,954.82	423	233,855.72	310	126,148.68	192	845,651.43	1,890,610.65	395
Commercial	37	230,634.65	18	76,575.97	10	16,209.73	4	139,095.29	462,515.64	15



Status Active

Row Labels	00-30 Days: Count	00-30 Days: Sum	31-60 Days: Count	31-60 Days: Sum	61-90 Days: Count	61-90 Days: Sum	Over 90 Days: Count	Over 90 Days: Sum	Sum of Subtotal	Delinq. Count
Residential	808	454,320.17	405	157,279.75	300	109,938.95	188	706,556.14	1,428,095.01	380
182B	1,988	1,121,303.22	978	446,028.52	724	331,371.86	439	2,051,272.85	3,949,976.46	934
Commercial	66	143,125.90	32	56,949.88	23	41,994.02	14	238,670.69	480,740.48	29
Government	3	17,860.45	3	14,710.12	1	16,946.90	1	20,495.46	70,012.92	3
Residential	1,919	960,316.87	943	374,368.53	700	272,430.94	424	1,792,106.70	3,399,223.05	902
183A	1,132	642,664.89	624	282,741.14	524	199,639.87	358	2,122,324.31	3,247,370.21	603
Commercial	47	85,557.88	20	30,547.21	16	23,532.31	13	130,194.44	269,831.83	17
Government	2	2,316.95	1	432.25	1	371.15	1	5,456.58	8,576.93	1
Residential	1,083	554,790.07	603	251,761.69	507	175,736.41	344	1,986,673.29	2,968,961.45	585
183B	402	195,893.71	248	133,624.50	219	89,461.79	168	950,220.94	1,369,200.94	243
Commercial	12	18,354.96	4	873.61	2	1,091.08	1	10,714.43	31,034.07	4
Government	3	7,752.50	3	9,372.50	3	9,095.06	1	4,925.21	31,145.27	3
Residential	387	169,786.25	241	123,378.39	214	79,275.66	166	934,581.30	1,307,021.60	236
184A	232	132,892.73	136	94,642.59	106	58,294.94	79	519,356.28	805,186.54	132
Commercial	8	14,787.38	3	4,761.80	3	3,735.40	3	62,329.76	85,614.34	3
Residential	224	118,105.35	133	89,880.79	103	54,559.54	76	457,026.52	719,572.21	129
184B	221	186,544.45	143	123,827.63	116	73,135.01	77	679,594.07	1,063,101.16	141
Commercial	12	10,764.94	9	10,913.76	7	4,687.27	6	173,962.47	200,328.43	9
Residential	209	175,779.51	134	112,913.87	109	68,447.75	71	505,631.60	862,772.73	132
19	3,538	3,088,653.60	2,386	1,690,577.34	1,567	1,157,367.61	1,086	7,152,777.97	13,089,376.52	2,342
191A	815	612,424.50	453	367,448.71	355	249,032.59	250	1,972,171.53	3,201,077.33	436
Commercial	4	21,452.37	2	9,269.80	1	8,405.80	1	10,123.50	49,251.47	2
Government	8	86,156.15	7	81,147.53	5	59,135.25	2	43,377.03	269,815.95	7
Residential	803	504,815.99	444	277,031.38	349	181,491.55	247	1,918,671.00	2,882,009.91	427
191B	336	318,914.38	175	161,869.44	140	70,384.34	98	652,048.96	1,203,217.12	171
Commercial	5	16,017.10	4	3,731.10	3	1,727.58	2	41,664.97	63,140.75	4
Government	2	924.66	1	2,870.90	1	1,538.90	1	1,398.91	6,733.37	1
Residential	329	301,972.63	170	155,267.43	136	67,117.86	95	608,985.08	1,133,343.00	166
192A	445	303,318.71	209	131,448.11	150	80,424.13	111	1,148,757.82	1,663,948.77	199
Commercial	19	71,251.17	10	30,269.06	4	4,737.28	3	9,343.83	115,601.34	6
Government	1	1,718.90	0	0.00	0	0.00	0	0.00	1,718.90	0

Status Active

Row Labels	00-30 Days: Count	00-30 Days: Sum	31-60 Days: Count	31-60 Days: Sum	61-90 Days: Count	61-90 Days: Sum	Over 90 Days: Count	Over 90 Days: Sum	Sum of Subtotal	Delinq. Count
Residential	425	230,348.65	199	101,179.05	146	75,686.85	108	1,139,413.99	1,546,628.53	193
192B	467	269,283.78	250	123,235.35	174	81,684.14	119	863,623.90	1,337,827.16	233
Commercial	27	48,772.01	17	17,974.96	9	10,740.19	7	186,499.48	263,986.64	16
Government	2	2,863.10	2	3,882.25	2	1,274.64	0	0.00	8,019.99	2
Residential	438	217,648.67	231	101,378.14	163	69,669.30	112	677,124.42	1,065,820.53	215
193A	298	161,336.11	254	111,264.99	145	65,221.37	102	286,476.38	624,298.84	256
Commercial	14	5,770.18	9	2,326.49	3	1,449.76	2	24,632.03	34,178.46	9
Government	0	0.00	0	0.00	0	0.00	0	0.00	0.00	0
Residential	284	155,565.92	245	108,938.50	142	63,771.60	100	261,844.35	590,120.38	247
193B	328	388,331.72	298	136,463.28	170	100,574.98	114	353,438.53	978,808.50	299
Commercial	21	26,372.71	13	22,300.33	10	20,460.49	6	79,295.97	148,429.49	13
Government	2	21,388.80	2	5,906.35	0	0.00	0	0.00	27,295.15	2
Residential	305	340,570.21	283	108,256.60	160	80,114.49	108	274,142.57	803,083.86	284
194A	792	652,632.42	704	394,399.23	404	275,507.57	270	1,012,782.26	2,335,321.47	705
Commercial	82	159,671.72	55	96,930.12	28	65,608.52	23	132,683.34	454,893.70	55
Government	3	5,164.28	2	902.64	1	810.55	1	1,627.57	8,505.05	2
Residential	707	487,796.41	647	296,566.47	375	209,088.50	246	878,471.34	1,871,922.72	648
194B	57	382,411.99	43	264,448.25	29	234,538.50	22	863,478.59	1,744,877.32	43
Commercial	0	0.00	0	0.00	0	0.00	0	0.00	0.00	0
Government	57	382,411.99	43	264,448.25	29	234,538.50	22	863,478.59	1,744,877.32	43
Residential	0	0.00	0	0.00	0	0.00	0	0.00	0.00	0
20	13,134	9,561,575.92	7,679	4,185,763.65	5,757	3,020,221.69	4,063	30,917,674.65	47,685,235.90	7,290
201A	567	385,854.25	267	136,394.00	179	75,326.00	101	558,316.56	1,155,890.80	242
Commercial	36	84,670.77	21	26,046.57	10	10,505.72	4	10,251.25	131,474.31	17
Residential	531	301,183.48	246	110,347.43	169	64,820.28	97	548,065.31	1,024,416.49	225
201B	1,097	805,864.55	517	286,920.35	346	205,778.16	244	2,167,306.20	3,465,869.26	485
Commercial	47	144,531.69	23	41,485.16	14	26,132.50	10	453,355.99	665,505.34	22
Government	5	14,923.00	4	14,203.71	3	17,892.56	2	19,685.06	66,704.33	4
Residential	1,045	646,409.87	490	231,231.48	329	161,753.10	232	1,694,265.15	2,733,659.59	459
202A	1,629	1,453,108.33	910	492,439.26	680	365,181.87	446	4,215,739.90	6,526,469.37	861
Commercial	176	557,602.91	77	83,011.85	50	45,002.48	26	546,883.51	1,232,500.75	67

Status Active

Row Labels	00-30 Days: Count	00-30 Days: Sum	31-60 Days: Count	31-60 Days: Sum	61-90 Days: Count	61-90 Days: Sum	Over 90 Days: Count	Over 90 Days: Sum	Sum of Subtotal	Delinq. Count
Government Residential	3	28,734.30	3	12,760.68	1	2,092.16	0	0.00	43,587.14	3
202B	1,450	866,771.12	830	396,666.73	629	318,087.22	420	3,668,856.39	5,250,381.47	791
Commercial Government Residential	1,348	886,121.40	786	486,718.22	612	391,275.87	439	4,891,562.46	6,655,677.95	746
203A	63	119,546.67	36	66,353.16	25	38,118.33	19	541,299.67	765,317.83	29
Commercial Government Residential	3	2,288.15	3	3,952.45	3	6,548.60	3	200,715.08	213,504.28	3
204A	1,282	764,286.58	747	416,412.61	584	346,608.95	417	4,149,547.71	5,676,855.84	714
Commercial Government Residential	6,148	4,421,211.49	3,699	1,953,142.36	2,869	1,383,974.45	2,141	16,943,316.81	24,701,645.11	3,475
204B	426	1,281,512.76	261	406,772.81	166	200,144.45	127	2,404,911.39	4,293,341.41	223
Commercial Government Residential	18	73,109.75	11	28,293.90	5	26,503.41	4	92,709.02	220,616.08	10
204C	5,701	3,065,743.61	3,425	1,517,403.56	2,696	1,156,849.79	2,008	14,412,131.07	20,152,128.03	3,240
Commercial Government Residential	3	845.37	2	672.10	2	476.80	2	33,565.32	35,559.59	2
204D	405	246,541.17	370	202,698.21	223	116,079.79	142	513,175.21	1,078,494.37	371
Commercial Government Residential	26	36,207.05	21	33,431.22	13	22,595.59	8	117,294.15	209,528.01	21
204E	379	210,334.12	349	169,266.99	210	93,484.19	134	395,881.05	868,966.36	350
Commercial Government Residential	195	172,054.96	166	97,674.65	91	53,485.31	62	279,868.03	603,082.94	166
204F	30	77,734.65	24	35,129.01	10	18,104.08	9	130,599.63	261,567.38	24
Commercial Government Residential	1	4,517.77	0	0.00	0	0.00	0	0.00	4,517.77	0
204G	164	89,802.53	142	62,545.64	81	35,381.23	53	149,268.39	336,997.80	142
Commercial Government Residential	1,745	1,190,819.77	964	529,776.61	757	429,120.24	488	1,348,389.48	3,498,106.09	944
204H	41	132,570.52	20	26,738.73	12	38,470.82	10	171,043.38	368,823.45	19
Commercial Government Residential	3	16,741.00	2	2,352.86	0	0.00	0	0.00	19,093.86	2
204I	1,701	1,041,508.24	942	500,685.02	745	390,649.42	478	1,177,346.10	3,110,188.79	923
Commercial Government Residential	6,234	4,660,425.48	3,283	1,821,479.06	2,628	1,162,626.09	1,695	8,896,289.34	16,540,819.98	3,158
204J	466	383,021.83	258	180,236.67	214	125,675.40	131	554,629.17	1,243,563.07	253
Commercial Government Residential	26	109,038.09	11	45,514.67	6	40,145.00	6	129,584.55	324,282.31	8
204K	1	11,690.90	1	8,306.90	1	7,874.90	1	40,136.02	68,008.72	1
Commercial Government Residential	439	262,292.84	246	126,415.10	207	77,655.50	124	384,908.59	851,272.03	244
204L	66	20,175.09	32	9,664.96	26	4,158.60	14	18,583.09	52,581.74	30
Commercial Government Residential	1	218.40	1	218.40	1	21.48	0	0.00	458.28	1
204M	65	19,956.69	31	9,446.56	25	4,137.11	14	18,583.09	52,123.45	29
Commercial Government Residential	589	342,620.66	286	126,639.61	229	98,902.53	146	770,237.42	1,338,400.22	278



Row Labels	00-30 Days: Count	00-30 Days: Sum	31-60 Days: Count	31-60 Days: Sum	61-90 Days: Count	61-90 Days: Sum	Over 90 Days: Count	Over 90 Days: Sum	Sum of Subtotal	Delinq. Count
Commercial	21	56,294.80	12	13,635.34	8	15,234.27	7	111,848.25	197,012.66	11
Government	2	4,558.79	0	0.00	0	0.00	0	0.00	4,558.79	0
Residential	566	281,767.08	274	113,004.27	221	83,668.26	139	658,389.17	1,136,828.78	267
212B	571	329,691.90	307	154,564.07	250	97,354.15	148	450,482.03	1,032,092.15	296
Commercial	2	18,060.40	2	14,674.60	1	18,269.80	2	112,969.74	163,974.54	2
Residential	569	311,631.50	305	139,889.47	249	79,084.35	146	337,512.28	868,117.60	294
213A	336	194,170.42	185	89,692.90	143	58,134.66	78	243,680.79	585,678.77	179
Commercial	11	19,010.97	4	8,610.54	2	2,494.23	1	7,121.61	37,237.35	4
Government	1	0.00	0	0.00	0	0.00	0	0.00	0.00	0
Residential	324	175,159.45	181	81,082.36	141	55,640.42	77	236,559.18	548,441.42	175
213B	271	142,984.76	164	57,162.93	142	49,567.27	112	658,101.23	907,816.19	160
Commercial	1	15,965.80	0	0.00	0	0.00	0	0.00	15,965.80	0
Residential	270	127,018.96	164	57,162.93	142	49,567.27	112	658,101.23	891,850.40	160
214A	2,964	2,699,248.00	1,534	931,042.19	1,218	563,900.30	797	4,693,936.40	8,888,126.89	1,457
Commercial	187	980,194.70	94	165,589.62	55	76,179.76	35	487,506.77	1,709,470.85	80
Government	9	72,589.66	4	17,378.89	1	1,754.90	1	17,080.72	108,804.17	4
Residential	2,768	1,646,463.64	1,436	748,073.68	1,162	485,965.64	761	4,189,348.91	7,069,851.87	1,373
214B	971	548,512.82	517	272,475.72	406	164,933.18	269	1,506,639.22	2,492,560.95	505
Commercial	10	35,970.48	7	15,190.10	7	11,863.15	6	128,013.84	191,037.57	7
Government	1	8,100.50	1	8,100.50	1	8,100.50	1	50,603.05	74,904.55	1
Residential	960	504,441.84	509	249,185.12	398	144,969.54	262	1,328,022.33	2,226,618.83	497
22	7,956	3,624,168.16	5,062	2,007,201.51	4,068	1,466,653.37	3,100	19,100,824.13	26,198,847.18	4,878
221A	1,423	875,707.36	950	446,092.58	816	329,902.01	633	4,624,446.21	6,276,148.16	906
Commercial	141	387,097.95	94	146,665.86	77	88,931.43	45	770,940.76	1,393,636.00	86
Government	13	17,492.14	11	12,861.29	10	12,063.76	8	30,605.26	73,022.45	11
Residential	1,269	471,117.26	845	286,565.43	729	228,906.82	580	3,822,900.19	4,809,489.70	809
221B	958	363,911.63	635	231,696.93	545	218,112.21	450	2,844,965.51	3,658,686.28	613
Commercial	5	28,753.60	2	15,970.60	2	10,138.60	2	79,795.45	134,658.26	2
Residential	953	335,158.02	633	215,726.33	543	207,973.61	448	2,765,170.05	3,524,028.02	611
222A	483	229,204.18	274	103,968.13	206	72,974.39	144	867,284.21	1,273,430.89	266
Commercial	6	8,411.40	5	4,024.88	3	1,724.94	2	1,556.39	15,717.61	4



Status Active

Row Labels	00-30 Days: Count	00-30 Days: Sum	31-60 Days: Count	31-60 Days: Sum	61-90 Days: Count	61-90 Days: Sum	Over 90 Days: Count	Over 90 Days: Sum	Sum of Subtotal	Delinq. Count
Residential	477	220,792.77	269	99,943.24	203	71,249.45	142	865,727.81	1,257,713.28	262
222B	1,556	782,247.88	929	407,854.06	697	259,573.11	489	2,703,813.74	4,153,488.79	898
Commercial	5	51,401.02	4	54,937.11	3	17,999.17	1	75,338.08	199,675.38	4
Government	1	218.40	1	248.95	1	310.05	1	31.87	809.27	1
Residential	1,550	730,628.46	924	352,668.00	693	241,263.89	487	2,628,443.80	3,953,004.14	893
223A	858	348,192.22	642	259,545.81	551	180,295.27	445	3,050,905.32	3,838,938.62	632
Commercial	3	15,516.08	2	2,421.90	2	1,484.60	2	51,319.89	70,742.47	2
Government	1	715.00	1	977.00	1	523.90	1	149.32	2,365.22	1
Residential	854	331,961.14	639	256,146.91	548	178,286.77	442	2,999,436.11	3,765,830.92	629
223B	987	385,025.03	623	202,403.70	457	135,492.40	319	1,531,177.33	2,254,098.47	590
Commercial	25	38,498.39	20	14,348.02	15	12,029.85	10	43,452.30	108,328.57	19
Residential	962	346,526.64	603	188,055.68	442	123,462.55	309	1,487,725.03	2,145,769.90	571
224A	1,178	509,879.71	660	269,904.19	497	207,368.27	382	2,279,508.22	3,266,660.40	632
Commercial	14	23,422.45	8	23,745.37	7	21,416.57	6	71,110.07	139,694.47	8
Government	1	493.35	1	0.01	0	0.00	0	0.00	493.36	1
Residential	1,163	485,963.91	651	246,158.82	490	185,951.70	376	2,208,398.15	3,126,472.58	623
224B	513	130,000.15	349	85,736.11	299	62,935.72	238	1,198,723.59	1,477,395.56	341
Residential	8	1,713.84	6	1,340.95	6	1,113.84	5	17,215.35	21,383.97	6
Special Rate - Governm	1	237.89	0	0.00	0	0.00	0	0.00	237.89	0
Special Rate - Residenti	504	128,048.43	343	84,395.16	293	61,821.87	233	1,181,508.24	1,455,773.70	335
23	4,508	4,121,630.92	3,110	2,285,701.26	2,466	1,947,889.75	1,990	18,982,740.59	27,337,962.52	3,055
231A	178	79,133.16	145	54,231.40	84	36,675.95	60	184,924.70	354,965.21	145
Commercial	6	7,528.41	3	4,987.89	2	524.12	1	214.76	13,255.18	3
Residential	172	71,604.76	142	49,243.51	82	36,151.82	59	184,709.94	341,710.03	142
231B	407	917,772.69	237	342,019.63	194	311,857.11	155	3,682,726.11	5,254,375.55	233
Commercial	40	460,414.06	24	60,493.33	15	54,739.19	10	644,868.83	1,220,515.40	24
Government	5	28,374.46	4	16,140.15	3	12,309.22	2	30,968.73	87,792.56	4
Residential	362	428,984.18	209	265,386.15	176	244,808.70	143	3,006,888.56	3,946,067.58	205
232A	1,340	1,265,587.83	899	889,488.98	778	867,159.73	656	9,458,838.25	12,481,074.79	887
Commercial	20	174,915.89	17	146,648.18	15	161,632.75	13	826,408.31	1,309,605.13	16
Government	1	218.40	1	218.40	1	218.40	1	11,389.27	12,044.47	1



Status Active

Row Labels	00-30 Days: Count	00-30 Days: Sum	31-60 Days: Count	31-60 Days: Sum	61-90 Days: Count	61-90 Days: Sum	Over 90 Days: Count	Over 90 Days: Sum	Sum of Subtotal	Delinq. Count
Residential	1,319	1,090,453.54	881	742,622.40	762	705,308.57	642	8,621,040.67	11,159,425.18	870
232B	607	951,641.11	362	459,127.23	278	293,578.65	215	2,311,715.61	4,016,062.60	341
Commercial	42	290,024.01	23	89,422.89	15	58,663.99	13	600,591.50	1,038,702.40	19
Government	9	199,981.53	5	137,304.52	3	72,657.30	3	33,909.07	443,852.41	5
Residential	556	461,635.57	334	232,399.81	260	162,257.37	199	1,677,215.04	2,533,507.79	317
233A	481	123,692.51	428	115,057.41	403	91,469.48	368	923,139.68	1,253,359.08	420
Residential	481	123,692.51	428	115,057.41	403	91,469.48	368	923,139.68	1,253,359.08	420
233B	448	276,952.97	231	105,522.13	174	80,271.10	124	717,710.39	1,180,456.59	224
Commercial	3	14,465.89	1	1,047.80	1	925.60	1	5,387.90	21,827.19	1
Residential	445	262,487.08	230	104,474.33	173	79,345.50	123	712,322.49	1,158,629.40	223
234A	690	351,730.07	607	255,201.38	400	222,031.80	307	1,267,657.39	2,096,620.64	610
Commercial	5	25,947.00	4	23,760.40	3	27,161.40	5	69,473.22	146,342.02	5
Government	0	0.00	0	0.00	0	0.00	0	0.00	0.00	0
Residential	685	325,783.07	603	231,440.98	397	194,870.40	302	1,198,184.17	1,950,278.62	605
234B	357	155,120.57	201	65,053.10	155	44,845.92	105	436,028.46	701,048.05	195
Commercial	1	19,061.80	0	0.00	0	0.00	0	0.00	19,061.80	0
Residential	356	136,058.78	201	65,053.10	155	44,845.92	105	436,028.46	681,986.26	195
24	2,794	1,564,941.33	2,092	1,125,440.77	1,805	1,008,053.69	1,533	12,222,667.84	15,921,103.63	2,073
241A	158	80,495.46	135	54,251.93	97	34,610.14	71	397,921.72	567,279.25	135
Residential	12	8,186.10	12	5,525.38	7	1,243.91	2	5,625.44	20,580.83	12
Special Rate - Residenti	146	72,309.36	123	48,726.55	90	33,366.23	69	392,296.27	546,698.42	123
241B	403	255,307.94	244	163,253.10	194	122,734.51	142	1,462,796.85	2,004,092.41	238
Commercial	4	10,965.40	2	622.17	0	0.00	0	0.00	11,587.57	2
Residential	399	244,342.54	242	162,630.94	194	122,734.51	142	1,462,796.85	1,997,504.84	236
242A	148	78,125.71	133	52,430.78	89	44,738.96	76	390,291.75	565,587.20	134
Commercial	1	803.40	1	80.32	0	0.00	0	0.00	883.72	1
Residential	147	77,322.31	132	52,350.46	89	44,738.96	76	390,291.75	564,703.48	133
242B	289	166,871.93	136	51,382.44	102	35,934.81	66	293,484.69	547,673.87	129
Commercial	1	1,238.90	1	1,366.30	1	742.30	1	1,363.44	4,710.94	1
Residential	288	165,633.03	135	50,016.14	101	35,192.51	65	292,121.24	542,962.93	128
243A	128	104,921.74	53	45,701.59	38	27,716.33	23	93,501.44	271,841.10	52



Status Active

Row Labels	00-30 Days: Count	00-30 Days: Sum	31-60 Days: Count	31-60 Days: Sum	61-90 Days: Count	61-90 Days: Sum	Over 90 Days: Count	Over 90 Days: Sum	Sum of Subtotal	Delinq. Count
Commercial	5	40,920.00	3	26,574.30	3	17,506.60	3	17,721.98	102,722.87	3
Residential	123	64,001.74	50	19,127.29	35	10,209.73	20	75,779.46	169,118.22	49
243B	1,433	753,045.72	1,190	655,786.12	1,093	647,175.64	983	7,753,798.87	9,809,806.34	1,184
Commercial	5	12,010.31	3	13,314.60	3	13,575.10	3	65,004.85	103,904.86	3
Government	3	8,001.30	3	8,192.20	3	7,750.11	2	62,889.12	86,832.73	3
Residential	1,425	733,034.11	1,184	634,279.32	1,087	625,850.43	978	7,625,904.90	9,619,068.76	1,178
244A	10	40,877.60	9	26,496.30	9	26,744.83	7	686,440.55	780,559.27	9
Commercial	10	40,877.60	9	26,496.30	9	26,744.83	7	686,440.55	780,559.27	9
244B	225	85,295.24	192	76,138.51	183	68,398.46	165	1,144,431.99	1,374,264.19	192
Government	1	587.60	1	462.80	1	462.80	1	8,627.51	10,140.71	1
Residential	224	84,707.64	191	75,675.71	182	67,935.66	164	1,135,804.48	1,364,123.48	191
25	2,081	963,768.70	1,600	760,340.24	1,432	680,999.31	1,233	7,385,337.48	9,790,445.73	1,587
251A	710	291,699.97	555	234,888.84	515	229,574.92	435	1,370,343.94	2,126,507.67	554
Residential	710	291,699.97	555	234,888.84	515	229,574.92	435	1,370,343.94	2,126,507.67	554
251B	419	236,193.48	264	175,765.56	207	123,681.27	161	1,002,994.17	1,538,634.49	261
Commercial	4	30,568.50	3	49,645.90	2	20,048.50	2	179,082.61	279,345.52	3
Residential	415	205,624.98	261	126,119.66	205	103,632.77	159	823,911.55	1,259,288.97	258
252A	54	31,674.15	40	22,548.66	24	15,449.82	18	64,249.34	133,921.97	40
Residential	54	31,674.15	40	22,548.66	24	15,449.82	18	64,249.34	133,921.97	40
252B	88	33,409.13	74	25,946.26	64	20,566.94	51	143,905.59	223,827.92	70
Residential	2	559.00	2	218.41	1	160.60	0	0.00	938.01	2
Special Rate - Residenti	86	32,850.13	72	25,727.85	63	20,406.34	51	143,905.59	222,889.91	68
253A	532	245,970.94	435	198,012.24	405	197,779.57	371	3,317,452.92	3,959,215.67	430
Commercial	2	6,675.34	1	742.30	1	1,302.60	1	21,117.80	29,838.04	1
Government	2	6,713.80	2	6,394.50	2	5,681.91	1	117,813.29	136,603.50	2
Residential	528	232,581.81	432	190,875.44	402	190,795.05	369	3,178,521.83	3,792,774.13	427
253B	179	85,492.38	151	71,915.37	144	64,713.18	130	1,035,867.57	1,257,988.50	151
Residential	179	85,492.38	151	71,915.37	144	64,713.18	130	1,035,867.57	1,257,988.50	151
254A	83	27,998.19	71	23,201.03	64	24,772.31	60	437,333.35	513,304.88	71
Commercial	0	0.00	0	0.00	0	0.00	0	0.00	0.00	0
Residential	83	27,998.19	71	23,201.03	64	24,772.31	60	437,333.35	513,304.88	71



Status Active

Row Labels	00-30 Days: Count	00-30 Days: Sum	31-60 Days: Count	31-60 Days: Sum	61-90 Days: Count	61-90 Days: Sum	Over 90 Days: Count	Over 90 Days: Sum	Sum of Subtotal	Delling-Count
254B	16	11,330.44	10	8,062.29	9	4,461.31	7	13,190.60	37,044.63	10
Commercial	2	1,179.10	2	1,179.10	2	873.60	2	3,745.30	6,977.10	2
Residential	14	10,151.34	8	6,883.19	7	3,587.71	5	9,445.30	30,067.53	8
26	281	165,818.49	163	79,957.35	117	77,413.46	86	456,154.11	779,343.41	152
261A	227	134,130.75	130	69,374.42	94	66,140.51	73	400,381.86	670,027.54	122
Commercial	1	619.21	0	0.00	0	0.00	0	0.00	619.21	0
Residential	226	133,511.54	130	69,374.42	94	66,140.51	73	400,381.86	669,408.33	122
261B	51	29,229.39	32	10,364.53	22	11,054.55	12	55,728.57	106,377.05	29
Commercial	2	2,890.60	1	1,397.70	1	1,397.70	1	279.54	5,965.54	1
Residential	49	26,338.79	31	8,966.83	21	9,656.85	11	55,449.03	100,411.51	28
262A	3	2,458.35	1	218.40	1	218.40	1	43.67	2,938.82	1
Commercial	2	2,239.95	0	0.00	0	0.00	0	0.00	2,239.95	0
Residential	1	218.40	1	218.40	1	218.40	1	43.67	698.87	1
27	155	129,367.70	126	102,187.19	114	44,212.62	100	449,506.98	725,274.49	123
271B	73	15,943.20	73	15,943.20	73	15,943.20	73	300,130.04	347,959.64	73
Residential	73	15,943.20	73	15,943.20	73	15,943.20	73	300,130.04	347,959.64	73
274B	82	113,424.50	53	86,243.99	41	28,269.42	27	149,376.94	377,314.86	50
Commercial	1	1,111.50	1	742.30	1	436.80	1	7,084.67	9,375.27	1
Government	3	42,622.83	2	53,206.60	2	7,540.94	0	0.00	103,370.37	2
Residential	78	69,690.17	50	32,295.09	38	20,291.67	26	142,292.27	264,569.22	47
28	32	24,066.00	16	8,642.71	12	3,410.60	7	16,616.35	52,735.67	16
281A	32	24,066.00	16	8,642.71	12	3,410.60	7	16,616.35	52,735.67	16
Commercial	1	436.80	0	0.00	0	0.00	0	0.00	436.80	0
Residential	31	23,629.20	16	8,642.71	12	3,410.60	7	16,616.35	52,298.87	16
29	25	18,007.77	17	9,336.51	5	11,198.20	6	15,981.88	54,524.36	18
291A	25	18,007.77	17	9,336.51	5	11,198.20	6	15,981.88	54,524.36	18
Commercial	1	9,413.80	1	6,605.80	1	9,341.80	1	12,970.05	38,331.45	1
Residential	24	8,593.97	16	2,730.71	4	1,856.40	5	3,011.83	16,192.91	17
30	74	998,856.87	73	1,012,329.10	72	651,736.02	34	105,125.63	2,768,047.63	73
301A	1	1,538.90	1	746.85	1	746.85	0	0.00	3,032.60	1
Government	1	1,538.90	1	746.85	1	746.85	0	0.00	3,032.60	1



Status Active

Row Labels	00-30 Days: Count	00-30 Days: Sum	31-60 Days: Count	31-60 Days: Sum	61-90 Days: Count	61-90 Days: Sum	Over 90 Days: Count	Over 90 Days: Sum	Sum of Subtotal	Delinq. Count
301B	40	442,666.35	40	471,531.40	40	455,716.66	17	104,597.26	1,474,511.68	40
Government	40	442,666.35	40	471,531.40	40	455,716.66	17	104,597.26	1,474,511.68	40
302A	10	69,677.75	10	76,741.60	10	95,639.24	6	265.89	242,324.48	10
Government	10	69,677.75	10	76,741.60	10	95,639.24	6	265.89	242,324.48	10
302B	15	96,558.27	14	87,853.65	13	94,746.34	10	262.39	279,420.65	14
Government	15	96,558.27	14	87,853.65	13	94,746.34	10	262.39	279,420.65	14
303A	1	4,202.90	1	4,562.90	1	4,886.90	1	0.10	13,652.80	1
Government	1	4,202.90	1	4,562.90	1	4,886.90	1	0.10	13,652.80	1
303B	4	280,489.50	4	286,285.50	4	0.01	0	0.00	566,775.01	4
Government	4	280,489.50	4	286,285.50	4	0.01	0	0.00	566,775.01	4
304A	3	103,723.20	3	84,607.20	3	0.02	0	0.00	188,330.42	3
Government	3	103,723.20	3	84,607.20	3	0.02	0	0.00	188,330.42	3
Grand Total	89,555	66,494,213.91	56,591	33,634,043.89	42,750	24,662,439.73	31,330	179,566,353.36	304,357,050.89	54,981




CAGAYAN DE ORO CITY WATER DISTRICT
Corrales Avenue, Cagayan de Oro City
**COVID - 19 RESPONSE EFFORTS
CY 2022**

CREATION OF A CRISIS COMMITTEE	Develop & recommend actions plans/response strategies for management approval
ISSUANCE OF INTERNAL GUIDELINES	Safety Protocols & other modified office procedures
CONTINUED IMPLEMENTATION OF SAFETY PROTOCOLS FOR CUSTOMERS	Hand Disinfection Face Masks Social Distancing
CONTINUED OBSERVATION OF SAFETY PROTOCOLS FOR EMPLOYEES	Self-Quarantine, if from travel or showing symptoms Hand Disinfection Face Masks Social Distancing Limited visitors Virtual meetings; if possible
MODIFIED OFFICE TRANSACTIONS TO MINIMIZE RISKS	Seminar-Orientation waived No collection on Saturdays One entrance, one exit for customers Partial payments accepted, no need for approval (2nd fl)
OFFICE STRUCTURES	Installation of Tents for waiting area outside the Customer Paying Area Installation of signages/visual cues
ECONOMIC RELIEF MEASURES	Acceptance of partial payments in COWD offices, accredited banks & payment centers
ACCESS TO WATER	Installation of meter stub-outs outside Pamalihi Relocation Site Water deliveries
COORDINATION WITH AND SUPPORT TO LGU & OTHER AGENCY PARTNERS	Participation in the Regional Inter-Agency Task Force Meetings.
PUBLIC INFORMATION/ CUSTOMER	Regular dissemination of COVID-related Advisories and Announcements thru Communication channels: (Modified busines processes/Economic relief measures/measures/Accredited bill payment centers & platforms/COWD Safety Protocols/Reminders to Conserve Water) Response mechanism in place for customer queries coursed through fb page COVID-19 information regularly shown on the tv at the customer lobby and through the Customer Service Hotline