




Republic of the Philippines  
**CAGAYAN DE ORO CITY WATER DISTRICT**  
 Corrales Avenue, Cagayan de Oro City

March 14, 2016



**DIRECTOR ANNABELLE M. ATILLO, CESO III**  
 Regional Director  
 Department of Budget and Management  
 Regional Office X  
 Zone 1 National Highway, Bulua  
 Cagayan de Oro City



Dear **Director Atillo**,

In compliance to Administrative Order No. 17, we are respectfully submitting to you the herein copy of the Cagayan de Oro City Water District (COWD) Annual Procurement Plant (APP) for CY 2016.

This is for your ready reference.



Very truly yours,

**RACHEL M. BEJA**  
 General Manager

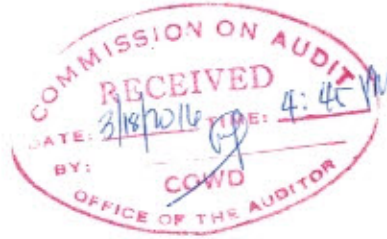




REPUBLIC OF THE PHILIPPINES  
**CAGAYAN DE ORO CITY WATER DISTRICT**  
Corrales Avenue, Cagayan de Oro City

March 18, 2016

**MS. VIRGINIA M. DEL ROSARIO**  
State Auditor IV  
Audit Team Leader  
Commission On Audit  
Carmen, Cagayan de Oro City  
Fax No. (088) 858 - 2994



Dear Ms. Del Rosario:

We are respectfully submitting to you the herein copy of the Cagayan de Oro City Water District (COWD) Annual Procurement Plan (APP) for CY 2016.

This is for your ready reference. Thank you.

Very truly yours,

  
RACHEL M. BEJA  
General Manager

**"WATER IS LIFE... DON'T WASTE IT"**  
TEL NOS. 72-62-48 • 72-83-59; 856-4509 • 856-4373; TEL./FAX 72-27-05



**CAGAYAN DE ORO CITY WATER DISTRICT**  
Corrales Avenue, Cagayan de Oro City

March 18, 2016

**2016**

**PROJECT PROCUREMENT  
MANAGEMENT PLAN  
(PPMP)**

**CAPEX ACCOUNT**

**ANNUAL PROCUREMENT PLAN 2016  
SUMMARY OF CAPITAL EXPENDITURES**

<u>CAPEX DESCRIPTION</u>		<u>TOTAL</u>
<b>A. ENGINEERING DEPARTMENT</b>		
Land	2,400,000.00	
Wells	640,000.00	
Reservoirs & Tanks	9,000,000.00	
Transmission & Distribution Mains	45,045,404.00	
Meters	17,043,957.00	
Meter Installation	13,417,241.00	
Hydrants	2,462,000.00	
Source of Supply Plant Structures & Improvements	7,458,611.00	
Pumping Plant Structures & Improvements	1,000,000.00	
Administrative Structures & Improvements	3,212,000.00	
Office Equipment	324,000.00	
Laboratory Equipment	150,000.00	
Power Operated Equipment	935,000.00	
Tools, Shop and Garage Equipment	101,000.00	
Intangible Assets	11,750,000.00	
Other Assets	<u>6,000,000.00</u>	<b>120,939,213.00</b>
<b>B. NRW MANAGEMENT DEPARTMENT</b>		
Transmission & Distribution Mains	2,680,548.00	
Meters	16,523,575.00	
Hydrants	3,953,824.00	
Other Transmission & Distribution Mains	1,146,061.00	
Other Plants	5,000,000.00	
Office Equipment	1,020,000.00	
Power Operated Equipment	1,730,000.00	
Tools, Shop and Garage Equipment	1,502,450.00	
Furnitures & Fixtures	<u>659,500.00</u>	<b>34,215,958.00</b>
<b>C. PRODUCTION DEPARTMENT</b>		
Springs and Tunnels	500,000.00	
Wells	1,500,000.00	
Transmission & Distribution Mains	350,000.00	
Office Equipment	565,000.00	
Power Production Equipment	2,400,000.00	
Pumping Equipment	12,500,000.00	
Water Treatment Equipment	2,300,000.00	
Stores Equipment	700,000.00	
Power Operated Equipment	5,000,000.00	
Tools, Shop and Garage Equipment	<u>1,500,000.00</u>	<b>27,315,000.00</b>
<b>D. COMMERCIAL DEPARTMENT</b>		
Meters	3,000,000.00	
Meter Installation	3,856,280.00	
Office Equipment	795,590.00	
Furnitures & Fixtures	200,000.00	
Other Assets	<u>713,507.00</u>	<b>8,565,377.00</b>
<b>E. ADMINISTRATIVE DEPARTMENT</b>		
Office Equipment	1,482,000.00	
Land Transport Equipment	9,195,000.00	
Tools, Shop and Garage Equipment	200,000.00	
Furnitures & Fixtures	<u>18,000.00</u>	<b>10,895,000.00</b>
Transportation Equipment		<b>18,424,860.00</b>

<u>CAPEX DESCRIPTION</u>		<u>TOTAL</u>
<b>F. MANAGEMENT SERVICES</b>		
Administrative Structures and Improvements	1,665,000.00	
Office Equipment	3,758,448.00	
Communications Equipment	300,000.00	
Furnitures & Fixtures	200,000.00	
Intangible Assets	<u>3,016,000.00</u>	<b>8,939,448.00</b>
<b>G. FINANCE DEPARTMENT</b>		
Office Equipment	1,066,600.00	
Furnitures & Fixtures	119,000.00	
Other Assets	<u>314,400.00</u>	<b>1,500,000.00</b>
<b>H. OFFICE OF THE GENERAL MANAGER</b>		
Office Equipment	1,500,000.00	
Furnitures & Fixtures	500,000.00	
Books	50,000.00	
Intangible Assets	100,000.00	
Other Assets	<u>500,000.00</u>	<b>2,650,000.00</b>
<b>I. OFFICE OF THE BOARD OF DIRECTORS</b>		
Office Equipment	30,000.00	
Furnitures & Fixtures	<u>15,000.00</u>	<b>45,000.00</b>
		<u><b>233,489,856.00</b></u>









Item & Specifications	Unit of Measure	Quantity Requirement												Price Catalogue as of Sept 9, 2015	TOTAL AMOUNT						
		Jan	Feb	March	Q1	April	May	June	Q2	July	Aug	Sept	Q3			Oct	Nov	Dec	Q4	Total Quantity	
GI Nipple 1/2" x 10"	pieces	1600			1600		2900	2900										0	4500	54.57	245,581.88
GI Nipple 1/2" x 20"	pieces				0	2500		2500		2000								0	4500	93.99	422,946.56
GI Nipple 1" x 4"	pieces			150	150													0	150	27.11	4,066.57
GI Nipple 1" x 6"	pieces			50	50													0	50	55.13	2,756.25
GI Nipple 1" x 20"	pieces			50	50													0	50	120.17	6,008.63
GI Nipple 2" x 2"	pieces			250	250													0	250	55.79	13,946.63
GI Nipple 2" x 4"	pieces			2000	2000		2500	2500										0	4500	63.86	287,355.60
GI Nipple 2" x 6"	pieces				0	200				280								0	480	101.87	48,898.08
GI Tee 1" x 1"	pieces				0	100												0	100	18.47	1,846.69
GI Tee 2" x 3/4"	pieces	850			850		2500	2500				1150						0	4500	255.78	1,151,010.00
GI Cross Tee 1"	pieces				0	50				100								0	150	124.36	18,654.30
GI Cross Tee 2"	pieces				0	50				150			50					0	300	405.06	101,264.63
GI Plug 1"	pieces		300		300													0	300	16.54	4,961.25
GI Plug 2"	pieces	135			135		500	500		365								0	1000	55.13	55,125.00
GI PIPE Sched. 40 -50 mm (2")	lengths	10			10													0	10	1,575.00	15,750.00
P to P 3/4" (ISO)	pieces				0	5												0	5	223.81	1,119.04
P to P 1" (ISO)	pieces				0	10												0	10	294.81	2,948.09
P to P 2" (ISO)	pieces				0	25												0	25	1,212.75	30,318.75
PE Tube 3/4" (ISO)	L.M.	3750			3750		570	570										0	4320	18.74	80,967.60
PE Tube 1" (ISO)	L.M.	800			800		1700	1700										0	2500	26.46	66,150.00
PE Tube 2" (ISO)	L.M.	2520			2520		2500	2500		2480			2480					0	7500	122.38	917,831.25
Plastic Tee 3/4" cts x 3/4" cts x 3/4" iso	pieces			150	150													0	150	339.57	50,935.50
Plastic Union Coupling 1 x 3/4" (ISO)	pieces			24	24													0	24	262.58	6,301.98
Plastic Tee Reducer 1" x 1" x 3/4" (ISO)	pieces			10	10													0	10	521.48	5,214.83
Replacement Piece-Plastic 1" (ISO)	pieces			50	50													0	50	186.32	9,316.13
Replacement Piece 2" (ISO)	pieces			250	250													0	250	825.00	206,250.00
Replacement Piece-Plastic 3/4" (ISO)	pieces			150	150													0	150	119.07	17,860.50
Teflon Tape 1/2"	rolls		2500		2500			1900	1900		1000							0	5400	20.95	113,116.50
Teflon Tape 1"	rolls	1350			1350		2000	2000		2000					1650			1650	9000	24.26	218,295.00
Saddle Clamp 2"Ø x 3/4"Ø	pieces				0	15			15									0	15	93.71	1,405.69
Saddle Clamp 3"Ø x 3/4"Ø	pieces				0	24			24									0	24	275.63	6,615.00
Saddle Clamp 4"Ø x 3/4"Ø	pieces			24	24													0	24	541.69	13,000.59
Saddle Clamp 6"Ø x 3/4"Ø	pieces				0	24												0	24	433.94	10,414.66
Saddle Clamp 8"Ø x 3/4"Ø	pieces				0	15			15									0	15	649.63	9,744.39
Saddle Clamp 2"Ø x 1"Ø	pieces		10		10													0	10	413.75	4,137.46
Saddle Clamp 3"Ø x 1"Ø	pieces		10		10													0	10	361.72	3,617.19
Saddle Clamp 4"Ø x 1"Ø	pieces		10		10													0	10	176.40	1,764.00
Saddle Clamp 6"Ø x 1"Ø	pieces		10		10													0	10	661.50	6,615.00
Saddle Clamp 8"Ø x 1"Ø	pieces		10		10													0	10	649.63	6,496.26
Saddle Clamp 3"Ø x 2"Ø	pieces		50		50													0	50	464.64	23,231.88
Saddle Clamp 4"Ø x 2"Ø	pieces		50		50													0	50	481.84	24,091.83
Saddle Clamp 6"Ø x 2"Ø	pieces		50		50													0	75	683.55	51,266.25
Saddle Clamp 8"Ø x 2"Ø	pieces		50		50													0	50	646.45	32,322.54

Item & Specifications	Unit of Measure	Quantity Requirement												Price Catalogue as of Sept 9, 2015	TOTAL AMOUNT						
		Jan	Feb	March	Q1	April	May	June	Q2	July	Aug	Sept	Q3			Oct	Nov	Dec	Q4	Total Quantity	
Sand	cum.			6	6													0	0	787.50	4,725.00
Crushed Gravel (1/2")	cum.			12	12													0	0	1,260.00	15,120.00
Cement	bags			20	20	30	30					20	20	10				10	110	288.75	31,762.50
Welding Rod (# 6012)	kgs			10	10								15					0	25	163.80	4,095.00
Enamel Paint, Blue	gals			5	5								5					0	10	806.40	8,064.00
Red Oxide	gals			5	5								5					0	10	462.00	4,620.00
Paint Thinner	gals			2	2								0					0	2	491.40	982.80
Paint Brush	pcs.			5	5								0					0	10	136.50	1,365.00
Fuel & Oil																					
Diesel	liters	100	100	100	300	100	100	100	100	100	100	100	300	100	100	100	100	300	1200	28.35	34,020.00
Premium	liters	600	600	600	1800	600	600	600	600	600	600	600	1800	600	600	600	600	1800	7200	42.00	302,400.00
Others																					1,444,228.87
Labor Cost																					2,410,080.00
<b>203-6. Hydrants</b>																					
6.1 Plan & Implement Installation of Combination Air Release & Vacuum Valves along Distribution lines	lump sum																			1,600,000.00	1,600,000.00
6.2 Proposed Replacement of 12 units Fire Hydrants to spring type	lump sum																				
100 mmØ Spring Type Fire Hydrants	units				0	4	4						4					0	4	719,926.56	719,926.56
OTHERS																				15,927.45	63,709.80
7.1 PW # 33 - Support Facilities ( Civil Works )	lump sum																				78,363.64
CHB 6"	pcs.		250		250		250		250		250		250					0	500	1,816,213.64	1,816,213.64
CHB 4"	pcs.		250		250		250		250		250		250					0	500	29.40	14,700.00
Cement	bags		100		100		100		100		100		100					0	500	25.20	12,600.00
Washed Sand	cum.		10		10		10		10		10		10					0	50	278.25	13,912.50
Crashed Gravel	cum.		10		10		10		10		10		10					0	50	945.00	47,250.00
Def. Bar 10mm	length		50		50		50		50		50		50					0	20	1,155.00	23,100.00
Def. Bar 12mm	length		50		50		50		50		50		50					0	50	151.20	7,560.00
Def. Bar 16mm	length		20		20		20		20		20		20					0	20	233.10	11,655.00
CWN #4	kilos				0	50	50		50		50		50					0	50	519.75	10,395.00
CWN #3	kilos				0	50	50		50		50		50					0	50	43.05	2,152.50
CWN #2	kilos				0	50	50		50		50		50					0	50	44.10	2,205.00
CWN #1	kilos				0	50	50		50		50		50					0	50	52.50	2,625.00
Others					0	50	50		50		50		50					0	50	65.10	3,255.00
7.1.2 PW #33 - Support Facilities ( Electro-Mechanical Works )	lump sum																			5,300,000.00	5,300,000.00
<b>204-8. Pumping Plant Structures &amp; Improvements</b>																					
8.1 Hardening of Existing Structures ( control panels, roofing, windows, doors @ Macasandig BS & PW's)	lump sum																			1,000,000.00	1,000,000.00



Item & Specifications	Unit of Measure	Quantity Requirement												Price Catalogue as of Sept 9, 2015	TOTAL AMOUNT						
		Jan	Feb	March	Q1	April	May	June	Q2	July	Aug	Sept	Q3			Oct	Nov	Dec	Q4	Total Quantity	
<b>GRAND TOTAL</b>																					<b>120,939,213.00</b>

**SUMMARY:**

Land	2,400,000.00
Wells	640,000.00
Reservoirs & Tanks	9,000,000.00
Transmission & Distribution Mains	45,045,404.00
Meters	17,043,957.00
Meter Installation	13,417,241.00
Hydrants	2,462,000.00
Source of Supply Plant Structures & Improvements	7,458,611.00
Pumping Plant Structures & Improvements	1,000,000.00
Administrative Structures & Improvements	3,212,000.00
Office Equipment	324,000.00
Laboratory Equipment	150,000.00
Power Operated Equipment	935,000.00
Tools, Shop and Garage Equipment	101,000.00
Intangible Assets	11,750,000.00
Other Assets	6,000,000.00

PREPARED BY:




**CAROLINA B. LAO**

Manager, Engineering Department

**GRAND TOTAL**

**120,939,213.00**

CAGAYAN DE OR O CITY WATER DISTRICT  
 PROJECT PROCUREMENT MANAGEMENT PLAN  
 NON-REVENUE WATER MANAGEMENT DEPARTMENT  
 CAPITAL EXPENDITURE ACCOUNT 2016

  
**RECEIVED**  
03/18/16 DATE  
5:28 am TIME

Item & Specifications		Unit of Measure	Quantity Requirement												Total Quantity	Price Catalogue as of Sept 9,2015	TOTAL AMOUNT					
2013-09	Transmission & Distribution Mains - Mainline Leakage Repair		Jan	Feb	March	Q1	April	May	June	Q2	July	Aug	Sep	Q3	Oct	Nov	Dec	Q4				
	Acetylene	tank	15			15				15									0	0	1,250.00	37,500.00
	Additives for concrete curbing	lot	1			1				0									0	0	47,619.05	47,619.05
	BI Pipe, 10" $\varnothing$	length	2			2			1	0									0	0	21,200.00	63,600.00
	BI Pipe, 12" $\varnothing$	length	2			2			1	1									0	0	35,000.00	105,000.00
	BI Pipe, 14" $\varnothing$	length	2			2			1	1									0	0	50,000.00	150,000.00
	BI Pipe, 16" $\varnothing$	length	2			2			1	1									0	0	87,619.05	262,857.14
	BI Pipe, 18" $\varnothing$	length	2			2			2	0									0	0	114,285.71	228,571.43
	BI Pipe, 3" $\varnothing$	length	3			3			2	2									0	0	4,250.00	21,250.00
	BI Pipe, 4" $\varnothing$	length	3			3			2	2									0	0	5,850.00	29,250.00
	BI Pipe, 5" $\varnothing$	length	6			6			4	4									0	0	6,942.86	69,428.57
	BI Pipe, 6" $\varnothing$	length	4			4			2	2									0	0	10,250.00	61,500.00
	BI Pipe, 8" $\varnothing$	length	2			2			1	1									0	0	15,250.00	45,750.00
	BI Pipe, 10" $\varnothing$	length	2			2			1	1									0	0	26.67	2,666.67
	Capscrew with nut & LW, 1/2" $\varnothing$ x 3"	piece	100			100				0									0	0	66.00	99,000.00
	Capscrew with nut & LW, 3/4" $\varnothing$ x 3"	piece	1000			1000			500	500									0	0	34.00	85,000.00
	Capscrew with nut & LW, 5/8" $\varnothing$ x 3"	piece	1500			1500			1000	1000									0	0	264.00	158,400.00
	Cement, Premium	bag	300			300			300	300									0	0	1,320.00	79,200.00
	Crushed Gravel	cu.m.	30			30			30	30									0	0	60	60
	Epoxy for concrete	lot	1			1				0									0	0	47,619.05	47,619.05
	Hard Coaliter	kilo	10			10			10	10									0	0	200.00	4,000.00
	Lacquer Thinner	gallon	10			10			10	10									0	0	304.76	6,095.24
	Oxygen	tank	30			30			30	30									0	0	520.00	31,200.00
	Plain Round Bars, assorted sizes	lot	1			1				0									0	0	66,666.67	66,666.67
	Red Oxide Primer	gallon	20			20			20	20									0	0	380.00	7,600.00
	Rubber Gasket, 1/4" thk	kilo	250			250			250	250									0	0	68.00	34,000.00
	Rubber Ring, 10" $\varnothing$ for PVC	piece	10			10				0									0	0	809.52	8,095.24
	Rubber Ring, 12" $\varnothing$ for PVC	piece	20			20				0									0	0	904.76	18,095.24
	Rubber Ring, 16" $\varnothing$ for PVC	piece	8			8				0									0	0	1,857.14	14,857.14
	Rubber Ring, 2" $\varnothing$ for PVC	piece	20			20				0									0	0	161.90	3,238.00
	Rubber Ring, 3" $\varnothing$ for PVC	piece	20			20				0									0	0	228.57	4,571.43
	Rubber Ring, 4" $\varnothing$ for PVC	piece	20			20				0									0	0	228.57	4,571.43
	Rubber Ring, 4" $\varnothing$ for A. P.	piece	20			20				0									0	0	269.52	5,390.48
	Rubber Ring, 6" $\varnothing$ for A. P.	piece	20			20				0									0	0	428.57	8,571.43
	Rubber Ring, 6" $\varnothing$ for PVC	piece	20			20				0									0	0	428.57	8,571.43
	Rubber Ring, 8" $\varnothing$ for PVC	piece	20			20				0									0	0	952.38	19,047.62
	Rubber Ring 3" $\varnothing$ for A.P.	piece	20			20				0									0	0	228.57	4,571.43
	Steel Plate, 4ft x 8ft x 1/2" thk	sheet	3			3			2	2									0	0	24,325.00	121,625.00
	Steel Plate, 4ft x 8ft x 1/2" thk	sheet	3			3			2	2									0	0	10,292.00	51,460.00
	Steel Plate, 4ft x 8ft x 3/4" thk	sheet	4			4			2	2									0	0	18,750.00	112,500.00
	uPVC Pipe, 10" $\varnothing$	length	2			2			1	1									0	0	11,670.00	35,010.00
	uPVC Pipe, 12" $\varnothing$	length	2			2			1	1									0	0	19,047.62	57,142.86
	uPVC Pipe, 8" $\varnothing$	length	2			2			1	1									0	0	8,695.00	26,085.00
	Washed Sand	cu.m.	15			15			15	15									0	0	500.00	15,000.00
	Welding Rod #6012 , ordinary	kilo	600			600			600	600									0	0	90.00	108,000.00

	Welding Rod ( All Purpose )	kilo	2			2										0	4	924.00	3,696.00
	<b>OTHERS:</b>	lot	1			1										0	1	49,997.72	293,683.90
<b>203-12</b>	<b>Water Meters</b>																		
	Electro-Magnetic Flowmeters, 1"Ø	lot	1			1										0	1	1,280,000.00	1,280,000.00
	Electro-Magnetic Flowmeters, 1-1/2"Ø	lot	1			1										0	1	2,210,000.00	2,210,000.00
	Electro-Magnetic Flowmeters, 3/4"Ø	lot	1			1										0	1	3,300,000.00	3,300,000.00
	Mechanical Water Meter, 1/2"Ø	piece	5000			5000										0	5000	1,500.00	7,500,000.00
	Mechanical Water Meters, 100 mmØ(4"Ø)	piece	2			2										0	2	42,500.00	85,000.00
	Mechanical Water Meters, 150 mmØ(6"Ø)	piece	2			2										0	2	67,000.00	134,000.00
	Mechanical Water Meters, 200 mmØ(8"Ø)	piece	2			2										0	2	122,500.00	245,000.00
	Mechanical Water Meters, 50 mmØ(2"Ø)	piece	2			2										0	2	25,500.00	51,000.00
	Mechanical Water Meters, 75 mmØ(3"Ø)	piece	2			2										0	2	38,434.00	76,868.00
	Pressure Gauge, 50mmØ	piece	5			5										0	5	3,698.00	18,490.00
	Pressure Gauge, 75mmØ	piece	5			5										0	5	5,300.00	26,500.00
	<b>OTHERS:</b>	lot	1			1										0	1	94,573.82	1,596,717.00
<b>203-14</b>	<b>Hydrants, Valves, &amp; Appurtenances</b>																		
	Air Release Valve, 25mmØ	piece	9			9										0	18	10,200.00	183,600.00
	Air Release Valve, 50 mmØ	piece	9			9										0	18	14,720.00	264,960.00
	B.I. Steel Pipe, 3"Ø	length	2			2										0	4	4,250.00	17,000.00
	B.I. Steel Pipe, 4"Ø	length	2			2										0	4	5,850.00	23,400.00
	B.I. Steel Pipe, 6"Ø	length	2			2										0	4	10,250.00	41,000.00
	BLOW-OFF Head, 3"Ø	piece	2			2										0	4	8,910.00	35,640.00
	BLOW-OFF Head, 4"Ø	piece	2			2										0	4	20,000.00	80,000.00
	BLOW-OFF Head, 6"Ø	piece	2			2										0	4	25,000.00	100,000.00
	Butterfly Valve, 10"Ø Resilient	piece	1			1										0	2	120,000.00	240,000.00
	Butterfly Valve, 8"Ø Resilient	piece	1			1										0	2	98,000.00	196,000.00
	Fire Hydrant Head, 3"Ø	piece	2			2										0	4	8,910.00	35,640.00
	Fire Hydrant Head, 4"Ø	piece	2			2										0	4	20,000.00	80,000.00
	Fire Hydrant Head, 6"Ø	piece	2			2										0	4	25,000.00	100,000.00
	Gate Valve, 10"Ø Resilient	piece	1			1										0	2	25,000.00	50,000.00
	Gate Valve, 12"Ø Resilient	piece	1			1										0	2	42,138.00	84,276.00
	Gate Valve, 16"Ø Resilient	piece	1			1										0	2	230,000.00	460,000.00
	Gate Valve, 24"Ø Resilient	piece	1			1										0	2	580,000.00	1,160,000.00
	Gate Valve, 3"Ø Resilient	piece	2			2										0	4	10,000.00	40,000.00
	Gate Valve, 5"Ø Resilient	piece	2			2										0	4	10,000.00	40,000.00
	Gate Valve, 4"Ø Resilient	piece	3			3										0	6	8,359.00	50,154.00
	Gate Valve, 4"Ø Resilient	piece	3			3										0	5	8,359.00	41,795.00
	Gate Valve, 6"Ø Resilient	piece	3			3										0	5	12,000.00	60,000.00
	Gate Valve, 8"Ø Resilient	piece	3			3										0	5	21,430.00	107,150.00
	uPVC Pipe, 8"Ø ( for stand pipe)	length	4			4										0	4	8,695.00	34,780.00
	<b>OTHERS:</b>	lot	1			1										0	1	68,990.45	428,429.00



203-16	Elbow Reducer, GI, 1/2" x 3/4" Sch. 40	200	200	200	200	200	200	200	200	200	0	0	0	0	400	30.56	12,223.20
	Elbow, GI, 1/2" x 90° Sch. 40	100	100	100	100	100	100	100	100	100	0	0	0	0	200	18.48	3,696.00
	Elbow, GI, 2" x 90° Sch. 40	10	10	10	10	10	10	10	10	10	0	0	0	0	10	129.53	1,295.25
	Gate Valve, Brass, 2"	10	10	10	10	10	10	10	10	10	0	0	0	0	10	1,464.10	14,641.00
	Meter Coupling, Brass, 1/2Ø" x 3"	200	200	200	200	200	200	200	200	200	0	0	0	0	400	82.55	33,020.00
	Nipple, GI, 1/2" x 10" Sch. 40	100	100	100	100	100	100	100	100	100	0	0	0	0	200	46.20	9,240.00
	Nipple, GI, 1/2" x 2" Sch. 40	100	100	100	100	100	100	100	100	100	0	0	0	0	200	12.10	2,420.00
	Nipple, GI, 1/2" x 4" Sch. 40	200	200	200	200	200	200	200	200	200	0	0	0	0	400	13.33	5,332.80
	Nipple, GI, 2" x 24" Sch. 40	10	10	10	10	10	10	10	10	10	0	0	0	0	10	1,980.00	19,800.00
	Nipple, GI, 2" x 6" Sch. 40	20	20	20	20	20	20	20	20	20	0	0	0	0	20	114.93	2,298.56
	Paint Brush, 1"	4	4	4	4	4	4	4	4	4	0	0	0	0	4	35.00	140.00
	Paint, QDE, Delft Blue	6	6	6	6	6	6	6	6	6	0	0	0	0	6	141.90	851.40
	PE tube, SDR 11 3/4" , ISO	300	300	300	300	300	300	300	300	300	0	0	0	0	300	21.19	6,355.80
	PE tube, SDR 9 2" , ISO	1500	1500	1500	1500	1500	1500	1500	1500	1500	0	0	0	0	1500	199.10	298,650.00
	Plug, GI, 2" Sch. 40	20	20	20	20	20	20	20	20	20	0	0	0	0	40	91.30	3,652.00
	Replacement Piece - Plastic, 2" ISO	10	10	10	10	10	10	10	10	10	0	0	0	0	10	825.00	8,250.00
	Replacement Piece - Plastic, 3/4" ISO	20	20	20	20	20	20	20	20	20	0	0	0	0	20	135.88	2,717.66
	Stop Cock, Brass, 1/2"	100	100	100	100	100	100	100	100	100	0	0	0	0	200	150.00	30,000.00
	Tee, GI, 2 x 2"	10	10	10	10	10	10	10	10	10	0	0	0	0	10	171.38	1,713.80
	Tee, GI, 2" x 3/4"	100	100	100	100	100	100	100	100	100	0	0	0	0	200	92.40	18,480.00
	Teflon Tape, 1"	200	200	200	200	200	200	200	200	200	0	0	0	0	400	22.00	8,800.00
	Union Coupling - Plastic, 2" (ISO)	15	15	15	15	15	15	15	15	15	0	0	0	0	30	1,210.00	36,300.00
	Washed Gravel, 3/4"	4	4	4	4	4	4	4	4	4	0	0	0	0	4	900.00	3,600.00
	Washed Sand	2	2	2	2	2	2	2	2	2	0	0	0	0	2	500.00	1,000.00
	Others	1	1	1	1	1	1	1	1	1	0	0	0	0	1	168,787.15	168,787.15
207	Other Plants - NRW Reduction @ Macabalan Pilot																
	Materials Cost	1	1	1	1	1	1	1	1	1	0	0	0	0	1	2,702,637.00	2,702,637.00
	Labor Cost	1	1	1	1	1	1	1	1	1	0	0	0	0	1	1,631,157.60	1,631,157.60
	Contingencies	1	1	1	1	1	1	1	1	1	0	0	0	0	1	211,659.95	666,205.40
207	Office Equipment																
	Computer (desktop, monitor, etc)	1	1	1	1	1	1	1	1	1	0	0	0	0	1	865,000.00	865,000.00
	Others	1	1	1	1	1	1	1	1	1	0	0	0	0	1	62,272.73	155,000.00
225-06	Power Operated Equipment																
	Portable Electric Jackhammer	2	2	2	2	2	2	2	2	2	0	0	0	0	3	100,000.00	300,000.00
	Portable Electric Welding Machine	1	1	1	1	1	1	1	1	1	0	0	0	0	2	200,000.00	400,000.00
	Concrete Cutter	2	2	2	2	2	2	2	2	2	0	0	0	0	2	150,000.00	300,000.00
	Water Pump 4 x 4	1	1	1	1	1	1	1	1	1	0	0	0	0	2	60,000.00	120,000.00
	Water Pump 3 x 3	1	1	1	1	1	1	1	1	1	0	0	0	0	2	50,000.00	100,000.00
	Water Pump 2 x 2	2	2	2	2	2	2	2	2	2	0	0	0	0	4	40,000.00	160,000.00
	OTHERS:	1	1	1	1	1	1	1	1	1	0	0	0	0	1	192,727.27	350,000.00



225-07 Tools, Shop & Garage Equipment																	
Plumbing Equipment & Tools																	
	Electric Flood Lamp	unit	2		2						0			0	1	500,000.00	500,000.00
	Emergency Flashlight	unit	4								0			0	4	15,000.00	60,000.00
	Digital Camera	unit	2		1						0			0	4	3,000.00	12,000.00
	Tapping Machine Drill Bits (various sizes)	lot	1								0			0	3	36,000.00	108,000.00
	Portable Tent	unit	2		1						0			0	1	550,000.00	550,000.00
	Measuring Wheel	unit	2		1						0			0	3	5,000.00	15,000.00
	OTHERS:	lot	1		1						0			0	3	7,150.00	21,450.00
226 Furnitures and Fixtures																	
	Chairs, tables, etc.	lot	1												1	227,500.00	227,500.00
	Cabinets	lot	1												1	300,000.00	300,000.00
	OTHERS:	lot	1												1	72,045.45	132,000.00
<b>GRAND TOTAL</b>																<b>34,215,958.00</b>	

Transmission & Distribution Mains  
 Meters  
 Hydrants  
 Other Transmission & Distribution Mains  
 Other Plants  
 Office Equipment  
 Power Operated Equipment  
 Tools, Shop and Garage Equipment  
 Furnitures & Fixtures

2,680,548.00  
 16,523,575.00  
 3,953,824.00  
 1,146,061.00  
 5,000,000.00  
 1,020,000.00  
 1,730,000.00  
 1,502,450.00  
 659,500.00

**GRAND TOTAL**

**34,215,958.00**

PREPARED BY:

ELIZABETH J. LINAAC  
 Manager, NRW Department



RECEIVED BY: [Signature]  
 DATE: 3/18/16 TIME: 11:37 AM

CAGAYAN DE OR O CITY WATER DISTRICT  
 PROJECT PROCUREMENT MANAGEMENT PLAN  
 PRODUCTION DEPARTMENT  
 CAPITAL EXPENDITURE ACCOUNT 2016

Item & Specifications	Unit of Measure	Quantity Requirement												Price Catalogue as of Sept 9, 2015	TOTAL AMOUNT					
		Jan	Feb	March	Q1	April	May	June	Q2	July	Aug	Sept	Q3			Oct	Nov	Dec	Q4	Total Quantity
<b>OFFICE AND LABORATORY EQUIPMENT</b>																				
1) COMPUTER/PRINTER & ACCESSORIES	lot	1	1	1	2	1	1	2	1	2	1	1	1	2	2	2	2	8	25,000.00	200,000.00
2) OFFICE TABLES, etc.	lot	1	1	1	1	1	1	1	1	1	1	1	1	1	1	1	1	4	37,500.00	150,000.00
3) Bench Top pH Meter	unit				0	1	0	1	1	1	1	1	1	1	1	1	1	1	75,000.00	75,000.00
4) Portable Conductivity Meter	unit	1	1	1	1	1	1	1	1	1	1	1	1	1	1	1	1	1	90,000.00	90,000.00
5) Portable TDS Meter	unit			1	1	1	1	1	1	1	1	1	1	1	1	1	1	1	50,000.00	50,000.00
<b>PUMP CONVERSION &amp; SPARE</b>																				
1) Submersible Pump-motor with controller & flexi pipe (PW28 & 29)	set	2	2	2	2	2	2	2	2	2	2	2	2	2	2	2	2	2	2,500,000.00	5,000,000.00
2) Booster Pump Modular Type (Balulang & Bugo)	unit	3	3	3	3	3	3	3	3	3	3	3	3	3	3	3	3	3	2,500,000.00	7,500,000.00
3) Spare Submersible Pump	unit	1	1	1	1	1	1	1	1	1	1	1	1	1	1	1	1	1	5,000,000.00	5,000,000.00
<b>SCADA &amp; INSTRUMENTATION</b>																				
1) Electro Magnetic Flow Meters (Battery Operated)	unit	5	5	5	5	5	5	5	5	5	5	5	5	5	5	5	5	5	180,000.00	900,000.00
2) Data Loggers	unit	5	5	5	5	5	5	5	5	5	5	5	5	5	5	5	5	5	100,000.00	500,000.00
3) SCADA (Mac Booster)	lot	1	1	1	1	1	1	1	1	1	1	1	1	1	1	1	1	1	1,000,000.00	1,000,000.00
<b>CAPEX - PREVENTIVE MAINTENANCE/PROTECTIVE DEVICE &amp; MOTOR CONTROL</b>																				
1) GENSET SPARE PARTS	lot	1	1	1	1	1	1	1	1	1	1	1	1	1	1	1	1	4	250,000.00	1,000,000.00
<b>CAPEX - CONTROL VALVES</b>																				
1) Check Valves/Gate Valves	lot				0	1	0	1	0	1	0	1	0	1	0	1	0	1	350,000.00	350,000.00
<b>CAPEX - CHLORINATING SYSTEM</b>																				
1) Chlorine Booster Pump/Accessories & Chlorine Dioxide Dosing Pump/Accessories	lot			1	1	1	1	1	1	1	1	1	1	1	1	1	1	3	100,000.00	300,000.00
2) Automatic Chlorinating Equipment (Bugo)	lot	1	1	1	1	1	1	1	1	1	1	1	1	1	1	1	1	1	2,000,000.00	2,000,000.00
<b>CAPEX - TOOLS &amp; EQUIPMENT</b>																				
1) Tools & Equipment	lot	2	2	2	2	2	2	2	2	2	2	2	2	2	2	2	2	4	50,000.00	200,000.00
2) Hydraulic Lifter (for hauling of Gas Chlorine)	lot				1	1	1	1	1	1	1	1	1	1	1	1	1	1	500,000.00	500,000.00
<b>CAPEX - PERSONNEL PROTECTIVE EQUIPMENT</b>																				
1) PPE (Scuba, Air Compressor, canisters, etc.)	lot	1	1	1	1	1	1	1	1	1	1	1	1	1	1	1	1	2	250,000.00	500,000.00
<b>CAPEX - PW IMPROVEMENTS</b>																				
1) PW Improvements (Power House, Perimeter fence,	lot				0	2	0	2	0	2	0	2	0	2	0	2	0	3	500,000.00	1,500,000.00
2) Springs and Tunnels	lot					1		1		1		1		1		1		1	500,000.00	500,000.00
<b>GRAND TOTAL</b>																	<b>27,315,000.00</b>			

Item & Specifications	Unit of Measure	Quantity Requirement												Price Catalogue as of Sept 9, 2015	TOTAL AMOUNT					
		Jan	Feb	March	Q1	April	May	June	Q2	July	Aug	Sept	Q3			Oct	Nov	Dec	Q4	Total Quantity
<b>SUMMA</b>																				
<b>RY:</b>																				
Springs and Tunnels																			500,000.00	500,000.00
Wells																			1,500,000.00	1,500,000.00
Transmission & Distribution Mains																			350,000.00	350,000.00
Office Equipment																			565,000.00	565,000.00
Power Production Equipment																			2,400,000.00	2,400,000.00
Pumping Equipment																			12,500,000.00	12,500,000.00
Water Treatment Equipment																			2,300,000.00	2,300,000.00
Stores Equipment																			700,000.00	700,000.00
Power Operated Equipment																			5,000,000.00	5,000,000.00
Tools, Shop and Garage Equipment																			1,500,000.00	1,500,000.00
																	<b>GRAND TOTAL</b>	<b>27,315,000.00</b>		

PREPARED BY:



**EDWARD P. TESORO**

Manager, Production Department



Item & Specifications	Unit of Measure	Quantity Requirement												Price Catalogue as of Sept 9, 2015	TOTAL AMOUNT				
		Jan	Feb	March	Q1	April	May	June	Q2	July	Aug	Sept	Q3			Oct	Nov	Dec	Q4
35) Teflon Tape, 1"	piece	71	71	71	213	71	71	71	213	71	71	71	213	71	71	71	213	852	20,669.52
36) Cement	bag	3	3	3	9	3	3	3	9	3	3	3	9	3	3	3	9	36	10,395.00
37) Sand	cum				3				0				0				0	3	2,362.50
38) Washed Gravel	cum	1			1				0				0				0	1	1,027.95
39) Others																			392,869.75
<b>Office Equipment</b>					0				0				0				0	0	
1) Automatic Voltage Regular (AVR)	piece	1			1				0				0				0	1	1,000.00
2) Central Processing Unit (CPU)	piece		1	1	2				0				0				0	2	38,500.00
3) Clerical Table	piece	2			2				0				0				0	2	10,000.00
4) Computer Chair	piece			2	2				0				0				0	2	4,400.00
5) Computer Set	piece	0	2	1	3				0				0				0	3	38,850.00
6) Digital Camera	piece	3	3		6				0				0				0	6	5,000.00
7) Extension Wire	piece	2	2	2	2				0				0				0	2	500.00
8) LED Monitor	piece	2	2	2	4				0				0				0	4	6,600.00
9) Others					0				0				0				0	0	292,650.00
10) Printer (heavy duty), LQ 2180	piece			2	2				0				0				0	2	50,000.00
11) Printer (LX 300) # 8750	piece			3	3				0				0				0	3	9,130.00
12) Printer 3 in 1 (heavy duty)	piece	1	2	3	3				0				0				0	3	15,000.00
13) Printer LX 310	piece	2	2	1	3				0				0				0	3	10,000.00
14) Steel Filing Cabinet	piece	1			1				0				0				0	1	7,800.00
15) Uninterruptible Power Supply (UPS)	piece	3	2	2	5				0				0				0	5	4,400.00
<b>Furniture &amp; Fixtures</b>					0				0				0				0	0	
1) Cabinets	1 Lot	1			1				0				0				0	1	40,000.00
2) Tables & Chairs	1 Lot	1			1				0				0				0	1	40,000.00
3) OTHERS					0				0				0				0	0	120,000.00
<b>Other Assets</b>					0				0				0				0	0	713,507.00
<b>GRAND TOTAL</b>																			<b>8,565,377.00</b>

**SUMMARY:**

Meters	3,000,000.00
Meter Installation	3,856,280.00
Office Equipment	795,590.00
Furniture & Fixtures	200,000.00
Other Assets	713,507.00

**8,565,377.00**

PREPARED BY:

*Am at*  
**GWENDOLYN P. BATAR**  
 Manager, Commercial Department

Manager, Commercial Department

CAGAYAN DE ORO CITY WATER DISTRICT  
 PROJECT PROCUREMENT MANAGEMENT PLAN  
 ADMINISTRATIVE DEPARTMENT  
 CAPITAL EXPENDITURE ACCOUNT 2016

Item & Specifications	Unit of Measure	Quantity Requirement												Price Catalogue as of Sept 9, 2015	TOTAL AMOUNT							
		Jan	Feb	March	Q1	April	May	June	Q2	July	Aug	Sept	Q3			Oct	Nov	Dec	Q4	Total Quantity		
<b>Office Equipment</b>																						
Lap top	unit				0				0	2				2				0	2	50,000.00	100,000.00	
Desk top	unit			3	3				0	2				2				0	5	45,000.00	225,000.00	
LED TV for CCTV monitoring	unit			2	2				0					0				0	2	30,000.00	60,000.00	
LCD Projector	unit				0				0	1				1				0	1	35,000.00	35,000.00	
Camera	unit				0				0	1				1				0	1	12,000.00	12,000.00	
Air Condition	unit	10		10	20				0	10				10				0	30	25,000.00	750,000.00	
Repair & Replacement of Parts	lot			1	1				0					0				0	1	300,000.00	300,000.00	
<b>Land Transportation Equipment</b>																						
Motorcycle w/ cab	unit				0				0	2				2				0	2	180,000.00	360,000.00	
Service Vehicles	unit			2	2				0					0				0	2	800,000.00	1,600,000.00	
Backhoe	unit				1				0					0				0	1	5,500,000.00	5,500,000.00	
Truck	unit				1				0					0				0	1	1,500,000.00	1,500,000.00	
Inverter Electric Welding Machine	unit				1				0					0				0	1	35,000.00	35,000.00	
Rehab of Service Vehicles	lumpsum				1				0					0				0	1	200,000.00	200,000.00	
<b>Tools, Shop &amp; Garage Equipment</b>																						
Assorted Tools & Signages	lumpsum				0				0					0				0	0		200,000.00	200,000.00
<b>Furnitures and Fixtures</b>																						
Clerical Table	unit			4	4				0					0				0	4	4,500.00	18,000.00	
<b>TRANSPORTATION EQUIPMENT</b>																						
Motorcycle (for Commercial Dept. Meter Readers)	unit			5	5				0					0				0	5	65,000.00	325,000.00	
Service vehicles (additional and replacement)	unit			17	17				0					0				0	17	829,403.53	14,099,860.00	
Cross-over Utility Vehicle (replacement)	unit			4	4				0					0				0	4	1,000,000.00	4,000,000.00	
<b>GRAND TOTAL</b>																					<b>29,319,860.00</b>	

**SUMMARY:**  
 Office Equipment 1,482,000.00  
 Land Transport Equipment 9,195,000.00  
 Tools, Shop and Garage Equipment 200,000.00  
 Furnitures & Fixtures 18,000.00  
 Transportation Equipment 18,424,860.00



PREPARED BY:  
  
 OMELFA C. RECTO  
 Manager, Administrative Department

**GRAND TOTAL**  
**29,319,860.00**



Cagayan de Oro City Water District  
**BIDS AND AWARDS COMMITTEE**  
Corrales Avenue, Cagayan de Oro City  
Telefax No. (088) 852-1629

## CERTIFICATION


This is to certify that the twenty six (26) Transportation Equipments listed below are included in our Annual Procurement Plan (APP) 2016 in reference to Board Resolution No. 120, S-15.


Transportation Equipment	QTY	FUND SOURCE		TOTAL
		REVENUE	DBP LOAN	
Motorcycle (Commercial Dept)	5		325,000.00	325,000.00
Service Vehicle (additional & replacement)	17		14,099,860.00	14,099,860.00
Cross-over Utility Vehicle (replacement)	4	4,000,000.00		4,000,000.00
<b>TOTAL</b>	<b>26</b>	<b>4,000,000.00</b>	<b>14,424,860.00</b>	<b>18,424,860.00</b>

These are added to the 2016 annual budget of Administrative Department for Capital Expenditures which will be sourced from 2015 Revenue and DBP Loan Proceeds.

CERTIFIED BY:

  
VANESSA A. CHIU  
BAC Secretariat Head

  
BIENVENIDO V. BATAR, JR  
Chairman, BAC A

  
CAROLINA B. LAO  
Chairman, BAC B





Item & Specifications	Unit of Measure	Quantity Requirement												Price Catalogue as of Sept 9, 2015	TOTAL AMOUNT						
		Jan	Feb	March	Q1	April	May	June	Q2	July	Aug	Sept	Q3			Oct	Nov	Dec	Q4	Total Quantity	
Data Center Nexus Switch Redundancy	lumpsum																				800,000.00
Microsoft ActiveDirectory Setup	lumpsum																				150,000.00
<b>GENERAL ADMINISTRATIVE STRUCTURE &amp; IMPROVEMENTS:</b>																					
Teller Electrical Wiring	lumpsum																				20,000.00
Additional Structured Cabling	lumpsum																				200,000.00
CCTV for Teller (Overhead)	lumpsum																				200,000.00
CCTV Additional Storage - 24TB	lumpsum																				750,000.00
CCTV Camera for COWD Macasandig	lumpsum																				495,000.00
<b>COMMUNICATION EQUIPMENT</b>																					
Reliable Wifi Route and Radios from COWD Main to COWD Tin-ao	lumpsum																				300,000.00
<b>GRAND TOTAL</b>																					<b>8,939,448.00</b>

Administrative Structures and Improvements 1,665,000.00  
 Office Equipment 3,758,448.00  
 Communications Equipment 300,000.00  
 Furnitures & Fixtures 200,000.00  
 Intangible Assets 3,016,000.00

**8,939,448.00**

PREPARED BY:

  
 SULFER M. ARANZANO  
 Manager, Management Services Department

CAGAYAN DE ORO CITY WATER DISTRICT  
 PROJECT PROCUREMENT MANAGEMENT PLAN  
 FINANCE DEPARTMENT  
 CAPITAL EXPENDITURE ACCOUNT 2016

Item & Specifications	Unit of Measure	Quantity Requirement												Price Catalogue as of Sept 9, 2015	TOTAL AMOUNT					
		Jan	Feb	March	Q1	April	May	June	Q2	July	Aug	Sept	Q3			Oct	Nov	Dec	Q4	Total Quantity
<b>OFFICE EQUIPMENT</b>																				
Bill Counter	unit		1		1													2	52,000.00	104,000.00
Coin Counter	unit		1		1													2	106,800.00	213,600.00
Calculator	unit	2			2													4	10,000.00	40,000.00
Computer Printer (3 in 1)	unit		1		1													2	6,000.00	12,000.00
Computer Printer (for A3 paper)	unit		1		1													1	20,000.00	20,000.00
Computer Set	unit	2			2	1	1	1	3	1	1	1	3	1	1	1	3	11	45,000.00	495,000.00
CPU	unit				1				1									2	36,000.00	72,000.00
Digital Camera	unit	1			1				0									1	10,000.00	10,000.00
Digital Scanner	unit	1			1				1									2	12,000.00	24,000.00
Fax Machine	unit	1			1				0									1	10,000.00	10,000.00
Monitor	unit				1	1	1	1	1									2	8,000.00	16,000.00
Photocopier	unit				1	1	1	0	0									1	50,000.00	50,000.00
<b>FURNITURES &amp; FIXTURES</b>																				
Clerical Table	unit		2		2				0									2	5,000.00	10,000.00
Computer Table	unit	3			3				0									3	5,000.00	15,000.00
Hanging Cabinet	unit	3			3				0									3	10,000.00	30,000.00
Steel Cabinet HD 4D	unit	1	2		3				0									3	8,000.00	24,000.00
Swivel Chair/Clerical Chair	unit	2			2	2	2	2	2	2	2	2	2	2				8	5,000.00	40,000.00
<b>OTHER ASSETS</b>																				
	lump sum																			314,400.00
<b>GRAND TOTAL</b>																		<b>1,500,000.00</b>		

**SUMMARY:**  
 Office Equipment 1,066,600.00  
 Furnitures & Fixtures 119,000.00  
 Other Assets 314,400.00

Prepared by: *Mary*  
**MARILOU B. OMBAP**  
 Manager, Finance Department

**1,500,000.00**

CAGAYAN DE ORO CITY WATER DISTRICT  
 PROJECT PROCUREMENT MANAGEMENT PLAN  
 OFFICE OF THE GENERAL MANAGER  
 CAPITAL EXPENDITURE ACCOUNT 2016

Item & Specifications	Unit of Measure	Quantity Requirement												Price Catalogue as of Sept 9,2015	TOTAL AMOUNT					
		Jan	Feb	March	Qt	April	May	June	Q2	July	Aug	Sept	Q3			Oct	Nov	Dec	Q4	Total Quantity
<b>COMMON OFFICE EQUIPMENT</b>																				
1 BINDING AND PUNCHING MACHINE, two(2) hand lever system, 34cm or 13" (24 holes) punching, width adjustable to any format, binds 425 sheets, or up to 2" thick, all metal construction	unit	1		1	1			0				0					0	1	10,918.91	10,918.91
2 DIGITAL VOICE RECORDER, 4GB (expandable), 1 unit in individual box	unit	1		1	2			0				0					0	2	6,541.08	13,082.16
3 DOCUMENT CAMERA, four(4) reference points demarcate viewing area, 16x(1600x) consecutive zoom, PC and Doc Cam video switcher, plus and play	unit	1		1	1			0				0					0	1	26,426.40	26,426.40
4 FACSIMILE MACHINE, uses thermal paper, 50m/roll, for documents 216mm x 600mm, 15 sec, transmission speed, running width 2018mm, document feeder holds 10 pages, with automatic paper cutter, redial, and fax/tel switchover	unit	1		1	1			0				0					0	1	3,677.86	3,677.86
5 MULTIMEDIA PROJECTOR, 4000 ansi Lumens, 3600 hours lamp life, supports SVGA to SXGA, (compressed) resolution	unit	1		1	1			0				0					0	1	43,172.54	43,172.54
6 PAPER TRIMMER/CUTTING MACHINE, max paper size: B4, 30 sheets cutting cap., automatic clamping, stationary blade guard, A4-A6 format indications	unit	1		1	1			0				0					0	1	8,353.80	8,353.80
7 PAPER SHREDDER, 0.06m/sec shred speed, cuts 6-8 sheets of 70gsm paper	unit	1		1	1			0				0					0	1	5,765.76	5,765.76
<b>OFFICE EQUIPMENT</b>																				
1 Chairs & tables, cabinets, ETC	lump sum				0			0				0					0	0	149,000.00	149,000.00
2 Computer Sets, monitors, CPUs, laptops, printers & access	lump sum				0			0				0					0	0	420,000.00	420,000.00
3 Electronic tools & equipment	lump sum				0			0				0					0	0	52,500.00	52,500.00
4 Others	lump sum				0			0				0					0	0	767,102.58	767,102.58
<b>Furnitures &amp; Fixtures</b>																				
	lump sum				0			0				0					0	0	500,000.00	500,000.00
<b>Books</b>																				
	lump sum				0			0				0					0	0	50,000.00	50,000.00
<b>Intangible Assets</b>																				
	lump sum				0			0				0					0	0	100,000.00	100,000.00
<b>Other Assets</b>																				
	lump sum				0			0				0					0	0	500,000.00	500,000.00
<b>GRAND TOTAL</b>																		<b>2,650,000.00</b>		

Item & Specifications	Unit of Measure	Quantity Requirement												Price Catalogue as of Sept 9, 2015	TOTAL AMOUNT	
		Jan	Feb	March	Q1	April	May	June	Q2	July	Aug	Sept	Q3			Oct

SUMMARY:	
Office Equipment	1,500,000.00
Furnitures & Fixtures	500,000.00
Books	50,000.00
Intangible Assets	100,000.00
Other Assets	500,000.00
	<u>2,650,000.00</u>

PREPARED BY:  
  
**RACHEL M. BEJA**  
 General Manager

