



REPUBLIC OF THE PHILIPPINES
CAGAYAN DE ORO CITY WATER DISTRICT
Corrales Avenue, Cagayan de Oro City

July 02, 2019

JECI A. LAPUS
Administrator
Local Water Utilities Administration
LWUA-MWSS Complex
Katipunan Road, Balara
Quezon City, Philippines

Cagayan de Oro City Water District
Administrative Services Department
Received by: REGINE IMPERIO
Date: 7/4/19 Time: _____



Sir:

Greetings!

This is to submit the **Cagayan de Oro City Water District's (COWD) ANNUAL REPORT** for **Calendar Year 2018** in compliance to FY 2018 Good Governance Conditions (GGCs) per Executive Order (EO) No. 80.

Thank you.

Very truly yours,


BIENVENIDO V. BATAR, JR.
General Manager 

WATER ACCESSIBILITY - OUR PRIORITY!
TEL. NOS. 72-62-48 • 72-83-59; 856-4509 • 856-4373; TEL. /FAX 852-1629 / 880-9878
Email Address: cowd@cowd.gov.ph / ogm@cowd.gov.ph



2018 Annual Report

CAGAYAN DE ORO CITY WATER DISTRICT

Corrales Avenue, Cagayan de Oro City

www.cowd.gov.ph



"Water Accessibility – Our Priority!"

TABLE OF CONTENTS

	Page
FOREWORD	i
VISION, MISSION AND CORE VALUES	ii
QUALITY POLICY STATEMENT	iii
I. GENERAL	
A. Administrative	1-2
B. Financial/Commercial	2-3
C. Technical	3
D. Operational	3-4
II. PROFILE	
1 THE WATER DISTRICT AND ITS PHYSICAL SYSTEMS FACILITIES	
A. Organization	5
B. Existing System Facilities	5-6
2 CURRENT OPERATION/FINANCIAL HIGHLIGHTS	
A. Existing Water Rates	6
B. Operating Income/Expenses	6
C. Financial Highlights	6
3 COMMUNITY ECONOMIC PROFILE	
A. Total Population	7
B. Income Levels	7
C. Major Source of Income	7
D. Average Monthly Expenditures	7
E. Wages Paid	7
F. City Revenue	7
G. Average Rate of <i>Mortality</i> (Waterborne Diseases)	7
H. Average Rate of <i>Morbidity</i> (Waterborne Diseases)	7
I. Major Agricultural, Industrial and Commercial Activities	7
4 OTHER INFORMATION	7-14
III. ANNEXES	
A. Functional Chart	15
B. Organizational Chart	16
C. List of Plantilla of Personnel	17-24
D. Summary of Policy-Setting Resolutions	25-52
E. List of Reports Prepared Regularly	53
F. Financial Statements	
(Coverpage/TOC/Statement of Management's Responsibility/Trial Balance)	54-56
1. Balance Sheet (with Details of Retained Earnings)	57-58
2. Comparative Statement of Changes in Equity (Comparative 2017-2018)	59
3. Income Statement	60
4. Cash Flow Statement	61
5. Notes to Financial Statements	62-73
6. Detailed Balance Sheet(Comparative 2017-2018).....	74
7. Statement of Changes in Government Equity (Comparative 2017-2018).....	75
8. Detailed Statement of Income and Expenses (Comparative 2017-2018).....	76
9. Statement of Cash Flow (Comparative 2017-2018)	77
G. Summary of Loan Payments to LWUA & DBP in 2018	78
H. COWD Water Rates	79
I. Efficiency Test Result: Pumps in Operation	80
J. Summary of Water Production and Consumption	81
K. COWD Water Sources	82
L. Service Connection Growth	83
M. List of Major Assets and Equipments	84
N. Summary of Pipelines	85
O. Summary of Bacteriological Analysis	86
P. Monthly Data Sheet	87-90
Q. Aging of Accounts Receivables	91-114
R. Complaints Summary Report	115

FOREWORD

This **Annual Report** covers all aspects of the operations of the **Cagayan de Oro City Water District (COWD)** for the period of **January 01 to December 31, 2018**.

Its presentation is in accordance with all requirements set by **Local Water Utilities Administration (LWUA)**, like grouping of the data *first* under the general aspects of our operations, such as: *Administrative, Financial/Commercial, Technical and Operational*. The report proceeds with the COWD Profile.

We have decided to include also the following water-related data in our growing list of Annexes: *Summary of Water Production and Consumption, COWD Water Sources, Service Connection Growth, Summary of Pipelines, Summary of Bacteriological Analysis, Monthly Data Sheet and among others*. While these data do not constitute mandatory parts of our report, we felt that omitting them would not give a total *picture* of all the events that transpired in 2018.

We acknowledge the *concerted* efforts of the **Board of Directors**, the **Management**, and the **Employees** for the efficient operation of the District.

Here, we also wish to thank **LWUA** for all the assistance it rendered to make COWD what it is today.

Above all these accomplishments, we reserve our greatest *gratitude* to the **Almighty GOD**.



VISION

To be an outstanding water district
in the country.

MISSION

We provide excellent water service
to the community we serve.

CORE VALUES

We demand **ACCOUNTABILITY** in all our decisions.

We are **RESULT-DRIVEN**.

We work as a **TEAM** at all times.

We have **FAITH** in the **ALMIGHTY**.

QUALITY POLICY STATEMENT

The Quality Policy of the Cagayan de Oro City Water District is to provide our concessionaires with an excellent and efficient service at all times while providing safe, clean, adequate and reliable water for a healthy life and sustainable environment and economy. To do this, we adhere to the following principles.



CUSTOMER SATISFACTION

We are Committed in meeting and exceeding customer requirements and continually find ways to improve and enhance customer satisfaction.

COMPLIANCE TO PHILIPPINE NATIONAL STANDARDS FOR DRINKING WATER

We ensure our Operations and water quality processes are in compliance to any applicable statutory and legal requirements.

ENVIRONMENT PROTECTION

As a major extractor of a limited resource, that is Water, for the consumption of the public, we provide environmental stewardship through integrated watershed management and efficient septage management program.

CAPACITY BUILDING

We engage competent personnel and provide continuous personnel training and Development as a means of consistently improving our QMS and Operations.

NRW REDUCTION

Our commitment is to ensure efficiency in our operations and keep the Non-Revenue Water (NRW), at least, at acceptable level according to recognized industry standards.



CAGAYAN DE ORO CITY WATER DISTRICT

Corrales Avenue, Cagayan de Oro City

ANNUAL REPORT

For the Period from JANUARY 1 to DECEMBER 31, 2018

I. GENERAL

A. ADMINISTRATIVE

<p>1. Attach approved organization charts in effect as of report year's end.</p> <p style="margin-left: 20px;">a. Functional Chart – showing unit board functions (Annex A).</p> <p style="margin-left: 20px;">b. Position/Organizational Chart (key employees only) – showing permanent positions and incumbents (Annex B)</p>	<hr style="border: 1px solid black;"/> <p>Annex A</p> <hr style="border: 1px solid black;"/>
<p>2. Attach list of employed personnel with pertinent information. (Annex C–List of Plantilla of Personnel for the Fiscal Year 2018)</p> <p>The following summarizes the District's staffing</p> <p style="margin-left: 20px;">a. Total number of employees/laborers</p> <p style="margin-left: 20px;">b. Number of permanent employees</p> <p style="margin-left: 20px;">c. Number of casual/temporary employees/laborers</p> <p style="margin-left: 20px;">d. Number of employees meeting minimum qualifications per job description adopted by the District (COWD).</p> <p style="margin-left: 20px;">e. Number of employees not classified as casual/temporary who do not meet the minimum qualifications established by the District</p>	<hr style="border: 1px solid black;"/> <p>Annex B</p> <hr style="border: 1px solid black;"/> <p>Annex C</p> <hr style="border: 1px solid black;"/> <p>509</p> <hr style="border: 1px solid black;"/> <p>274</p> <hr style="border: 1px solid black;"/> <p>235</p> <hr style="border: 1px solid black;"/> <p>274</p> <hr style="border: 1px solid black;"/> <p>None</p> <hr style="border: 1px solid black;"/>
<p>3. Has the District adopted a policy <i>prohibiting hiring</i> of personnel related up to the <i>fourth degree</i> by affinity or consanguinity? (Yes or No)</p> <p style="margin-left: 20px;">If not, how many of the <i>employees are related to other employees or officials</i> within the <i>fourth degree by affinity or consanguinity</i> ?</p>	<hr style="border: 1px solid black;"/> <p>Yes, CSC Rules</p> <hr style="border: 1px solid black;"/> <p>-</p> <hr style="border: 1px solid black;"/>
<p>4. Has the District adopted rules and regulations regarding the following: (Yes or No)</p> <p style="margin-left: 20px;">a. Personnel matters</p> <p style="margin-left: 20px;">b. Utility customers relations</p> <p style="margin-left: 20px;">c. General utility operations</p> <p style="margin-left: 20px;">During the year, how many instances (or how many times) have exemption to these rules and regulations has been in special cases?</p>	<hr style="border: 1px solid black;"/> <p>Yes</p> <hr style="border: 1px solid black;"/> <p>Yes</p> <hr style="border: 1px solid black;"/> <p>Yes</p> <hr style="border: 1px solid black;"/> <p>None</p> <hr style="border: 1px solid black;"/>
<p>5. Attach list of policy – setting resolutions adopted, repealed or amended by the District Board including those adopting LWUA guidelines. (Annex D–Summary of Policy-Setting Resolutions)</p>	<hr style="border: 1px solid black;"/> <p>Annex D</p> <hr style="border: 1px solid black;"/>
<p>6. Has the District written and properly updated, reliable records of the following? A field check may be undertaken, if necessary. (Yes or No)</p> <p style="margin-left: 20px;">a. Customer complaints</p> <p style="margin-left: 20px;">b. Billing and collection</p> <p style="margin-left: 20px;">c. Delinquencies in payment of water bills</p> <p style="margin-left: 20px;">d. Meter histories</p> <p style="margin-left: 20px;">e. Service connections</p> <p style="margin-left: 20px;">f. Equipment histories</p> <p style="margin-left: 20px;">g. Equipment downtime</p> <p style="margin-left: 20px;">h. Bacteriological tests</p> <p style="margin-left: 20px;">i. System pressure</p> <p style="margin-left: 20px;">j. Leak reports</p> <p style="margin-left: 20px;">k. Unaccounted for water</p> <p style="margin-left: 20px;">l. Pump efficiencies</p> <p style="margin-left: 20px;">m. Water production</p> <p style="margin-left: 20px;">n. Water consumption</p> <p style="margin-left: 20px;">o. Valve and pipeline location</p> <p style="margin-left: 20px;">p. General accounting</p> <p style="margin-left: 20px;">q. Stock inventory</p> <p style="margin-left: 20px;">r. Stores usage</p> <p style="margin-left: 20px;">s. Employees record</p> <p style="margin-left: 20px;">t. Minutes of the Board meetings</p>	<hr style="border: 1px solid black;"/> <p>Yes</p> <hr style="border: 1px solid black;"/> <p>Yes</p> <hr style="border: 1px solid black;"/> <p>Yes</p> <hr style="border: 1px solid black;"/> <p>Yes</p> <hr style="border: 1px solid black;"/> <p>Yes</p> <hr style="border: 1px solid black;"/> <p>Yes</p> <hr style="border: 1px solid black;"/> <p>Yes</p> <hr style="border: 1px solid black;"/> <p>Yes</p> <hr style="border: 1px solid black;"/> <p>Yes</p> <hr style="border: 1px solid black;"/> <p>Yes</p> <hr style="border: 1px solid black;"/> <p>Yes</p> <hr style="border: 1px solid black;"/> <p>Yes</p> <hr style="border: 1px solid black;"/> <p>Yes</p> <hr style="border: 1px solid black;"/> <p>Yes</p> <hr style="border: 1px solid black;"/> <p>Yes</p> <hr style="border: 1px solid black;"/> <p>Yes</p> <hr style="border: 1px solid black;"/> <p>Yes</p> <hr style="border: 1px solid black;"/> <p>Yes</p> <hr style="border: 1px solid black;"/> <p>Yes</p> <hr style="border: 1px solid black;"/> <p>Yes, 201 Files</p> <hr style="border: 1px solid black;"/> <p>Yes</p> <hr style="border: 1px solid black;"/>

7. For this year, Auditing has been done by the Commission on Audit.	Yes
8. Attach list of reports being prepared regularly by the District on a monthly basis as required in the Commercial Practice Manual. (Omit this item if the District has not yet installed the commercial practices system in which case, indicate that the said system has not been installed yet. (Annex E–List of Reports Prepared Regularly)	Annex E

B. FINANCIAL/COMMERCIAL

1. Attach the District’s financial statements for the report year including a comparison of the immediate past year. (See Annexes F1 to F9–Financial Reports)	Annexes F1 to F9
2. For the year under report, the District’s total <i>budgetary outlay</i> was broken down into: (Source: COWD Approved Budget)	P 1,767,691,551.00
a. Operating outlay (original budget)	P 935,765,500.00
b. Capital Outlay (original budget) - Capital Improvement	P 584,643,765.00
c. Special budgets, if any (<i>additional budgets</i>) – Contingency	P 51,638,004.00
d. Debt Service	P 167,036,032.00
e. Reserve	P 28,608,250.00
3. For this same <i>one-year</i> period, the District’s <i>gross revenue</i> was broken down into: (Source: COWD Financial Report -Income Statement)	P 1,091,242,700.73
a. Collection from water sales	P 972,689,962.35
b. Other water revenues	P 53,296,131.74
c. Other non-operating income	P 65,256,606.64
d. Proceeds of <i>LWUA loan</i> to finance New Service Connections	None
4. For this same <i>one-year</i> period, the District’s <i>expenditure</i> was broken down into: (Source: COWD Financial Report -Income Statement)	P 1,189,491,457.63
a. Operational (operation & maintenance expenses, including Depreciation amounting to P90,058,094.73)	P 901,217,234.34
b. Capital Outlay (CAPEX-amount spent)	P 154,513,846.47
c. Annual debt servicing (Annex G- Summary of Loan Payments-LWUA & DBP)	P 133,760,376.82
5. For this same <i>one-year</i> period, the <i>total salaries, wages & other emoluments</i> paid for the District’s employees were broken down into:	P 131,456,551.30
a. For permanent employees	P 97,132,081.28
b. For casual/temporary	P 34,324,470.02
6. Expenses for <i>power/fuel for pumping</i> during the year (Acct. #792, if Commercial Practices Accts. are in effect):	P 174,312,626.94
7. Total amount <i>billed</i> during the year is broken down into: (Source: MOR/FOH)	P 967,657,466.02
a. Total Billings (Current and Old Accounts)	P 967,657,466.02
b. Old Accounts	P -
8. Total amount <i>collected</i> (<i>water sales</i> only during the year) was broken down into: (Source: COWD Financial Report -Notes to Financial Statements)	P 996,843,433.13
a. Current billings	P 607,614,028.93
b. Old Accounts-Arrears (previous month's billing + delinquent accounts)	P 389,229,404.20
9. Total amount <i>uncollected</i> (delinquent) at year’s end <i>excluding</i> Bad Debts. (Source: Detailed Report on Water Sales Operations)	P 233,502,368.75
10. Total reserves at year’s end. (Expansion & Oper. Reserve-DBP Current & Time Deposit)	P 75,195,691.12
11. Complaints filed, processed and settled during the year: (Annex R- Complaints Summary Report)	Annex R
a. Total number filed, processed and settled during the year	31,666
b. Number dismissed for lack of merit/withdrawn	-
c. Number investigated	31,666
d. Number settled to the satisfaction of complaints	28,010
e. Number elevated to the district Board	None
f. Number settled by the Board	None
g. Number elevated to the higher authorities	None
12. At year’s end, the following water rate charges were in force: (Annex H- COWD Water Rates)	Annex H
Had these rates been submitted to LWUA for review? (Yes or No)	Yes

13. Every water district would want to know what its water users think of their water system and the quality of their services in order that it could do what is best to insure maximum satisfaction of its customers. During the year, the district conducted a random survey covering 900 water users (≥40 years old), and herewith is the result of such survey:

QUESTIONS	NO. OF CUSTOMERS REPLYING	
	YES	NO
1. Do you receive 24-hours water service?	639	261
2. Is your water pressure usually adequate?	565	335
3. Does your water taste good?	407	493
4. Do you have confidence that the water is safe?	437	463
5. Are you satisfied with the water service?	602	298

n = 900

C. TECHNICAL

- Has the district adopted by Board Resolutions, a set of design and construction standard? (Yes or No)
If so, who prepared it?
Is it being adhered to strictly?
- Does the district undertake bacteriological test of its water? Yes or No
How often are these tests made per year?
Is LWUA being furnished copies of these test reports? (Yes or No)
For the report year, how many such reports were submitted to LWUA?
- State the method of water treatment employed by the district, if any
- Does the district undertake regular pump efficiency tests? (Yes or No)
How many of these pumps does the district have in its system?
How many of these pumps are operational?
Attach list of pumps now in operation.
(Annex I–Efficiency Test Results: Pumps in Operation)

Yes
LWUA & COWD
Yes
Yes
Monthly
Yes
12
Chlorination (Chlorine Gas/Chlorine Dioxide)
Yes
31
26
Annex I

D. OPERATIONAL


- Total water production during the year in cubic meters.
(Annex J–Summary of Water Production and Consumption-in Cubic Meter)
Total water billed in cubic meters
Average per capita consumption in lpd
- Attach list of COWD Water Sources (Annex K–COWD Water Sources)
- Is the District provided with measuring devices to measure their water production? (Yes or No)

If yes, what type? Orifice plate, meter propeller type and Venturi type & flow meters


If not, how do you measure productions?
- As of year's end, the district has the following existing service connection and related information. (Annex L–Service Connection Growth)
 - Total number of existing connections (Active & Inactive Conn.)
 - Number of active connections
 - Number of metered connections
 - With functioning meters
 - With non-functioning meters
 - Numbers of flat rate connections
 - Number of connections regularly billed (customers)
 - Number of delinquent customers (Annex Q–Aging of Accounts Receivable–Active Connections as of December 31, 2018)
 - Average number of customers per connection (HH)
- Estimated population of district service area
 - Estimated population served by utility whether fully or partially

Annex J
61,216,590
28,172,424
113 lpd
Annex K
Yes
Orifice plate & electromagnetic flow meter
-
Annex L
134,682
98,006
98,006
98,006
-
None
98,006
44,408
7
789,805
686,042

<p>6. With limited resources, the <i>district</i> had provided water services in accordance with the following average length of time each 24-hours day, albeit reaching the target of about 18 hours for 2018:</p> <p>a. Less than 6 hours service</p> <p>b. 7-12 hours service</p> <p>c. 13-18 hours service</p> <p>d. 19-24 hours service</p> <p>(Note: You may vary the number of hours as may be necessary to suit actual conditions)</p> <p>7. Attach list of all major equipment and machinery with an initial cost of at least P15, 000.00 (Annex M) including pertinent information.</p> <p>8. Does the District keep written record of requests for service? (Yes or No)</p> <p>a. Does the record show the date when such requests were made and the nature of the service requested? (Yes or No)</p> <p>b. On the average, how long (in days) does it take the District to <i>respond</i> and <i>attend</i> to such requests?</p> <p>c. How many such <i>reports</i> were received during the year?</p> <p>d. How many these <i>reports</i> were attended to during the year?</p>	<table border="1" style="width: 100%; border-collapse: collapse;"> <thead> <tr> <th style="text-align: center;">No. of Connections</th> </tr> </thead> <tbody> <tr> <td style="text-align: center;">-</td> </tr> <tr> <td style="text-align: center;">-</td> </tr> <tr> <td style="text-align: center;">-</td> </tr> <tr> <td style="text-align: center;">98,006</td> </tr> </tbody> </table> <table border="1" style="width: 100%; border-collapse: collapse;"> <thead> <tr> <th style="text-align: center;">Annex M</th> </tr> </thead> <tbody> <tr> <td style="text-align: center;">Yes</td> </tr> <tr> <td style="text-align: center;">Yes</td> </tr> <tr> <td style="text-align: center;">1 to 4 days</td> </tr> <tr> <td style="text-align: center;">31,666</td> </tr> <tr> <td style="text-align: center;">28,010</td> </tr> </tbody> </table>	No. of Connections	-	-	-	98,006	Annex M	Yes	Yes	1 to 4 days	31,666	28,010
No. of Connections												
-												
-												
-												
98,006												
Annex M												
Yes												
Yes												
1 to 4 days												
31,666												
28,010												



Submitted by:


BIENVENIDO V. BATAR, JR.
 General Manager

CAGAYAN DE ORO CITY WATER DISTRICT
Location: Corrales Avenue, Cagayan de Oro City

II. PROFILE

1.) THE WATER DISTRICT & ITS PHYSICAL SYSTEM'S FACILITIES

A. ORGANIZATION

1. Date Formed: August 1, 1973	Age (months) as of December 31, 2018	545
2. Date CCC Issued: January 4, 1974	CCC No. 001	001
3. Date Advisory Service Started:		1975
4. Personnel: (include 235 casual employees)		509
Comments: (Adequacy, qualification, performance & others)		Adequate & qualified

B. EXISTING SYSTEM'S FACILITIES

1. Service:

1.1 Service Area: 48,885.83 - Person/Ha.	14
1.2 Population of service area	686,042
1.3 No. of Households (1.2/1.4)	98,006
1.4 No. of Persons/Households	7
1.5 Service Time (hrs./day)	24 hours/day

2. Structure and Equipment:

2.1 Administration Building

Office Area:	2,052 sq.m.
Office Equipment: (Annex M-List of Major Equipments)	Annex M

2.2 If **rented**, how much per month? N/A

2.3 Type of Water Source :	Groundwater, Surface Water & Spring
Rated Capacity per day (cu.m./day)	191,170.67

2.4 Reservoir (description, built, dimension and capacity)

	CAPACITY		DESCRIPTION / LOCATION
2 units	5,300	cu.m.	Each concrete reservoir @Carmen & Camaman-an
1 unit	76	cu.m.	Steel tank reservoir @ Aluba Subdivision
1 unit	95	cu.m.	Concrete reservoir @ Youngsville
1 unit	2,900	cu.m.	Concrete reservoir @ Bulua
1 unit	2,100	cu.m.	Concrete reservoir @ Tablon (<i>non-operational</i>)
1 unit	4,000	cu.m.	Concrete reservoir @ Puerto Heights (<i>non-operational</i>)
1 unit	60	cu.m.	Steel tank reservoir @ Paglaum, Camaman-an
1 unit	189	cu.m.	Steel tank reservoir @ Richmond, Camaman-an
1 unit	385	cu.m.	Steel tank reservoir @ Malanang, Opol

2.5 Water Sources. (Annex K-COWD Water Sources)

Water Sources	Discharge* (as of Dec. 31, 2018)		Actual, YTD (in cu.m.)
	(lps)	(gpm)	
a. Deep Well Source (26)	1,695	26,858	-
b. Spring Source (1)	1	16	-
Total Wells & Spring	1,696	26,874	42,940,425
Booster Pumps (20)	2,243	35,548	-
BWSP (1 Bulk Water)			18,276,165

2.6 Transmission Piping System Maintained (size, make, length). (Annex N-Summary of Pipelines)

LENGTH	SIZE	MAKE	MAINTAINED	UNIT	LENGTH	SIZE	MAKE	MAINTAINED	UNIT
50mm	2"Ø	uPVC	13,171	lm.	150mm	6" Ø	Steel	28,515	lm.
50mm	2"Ø	GI	560	lm.	150mm	6" Ø	ACP	2,280	lm.
50mm	2"Ø	BI	453	lm.	150mm	6" Ø	CCI	998	lm.
50mm	2"Ø	PE	71,553	lm.	150mm	6" Ø	CI/BI	390	lm.
63mm	2.5"Ø	PE	3,332	lm.	200mm	8" Ø	uPVC	23,647	lm.
63mm	2.5"Ø	GI	660	lm.	200mm	8" Ø	Steel	4,760	lm.
75mm	3" Ø	uPVC	59,748	lm.	200mm	8" Ø	CCI	2,322	lm.
75mm	3" Ø	ACP	5,422	lm.	200mm	8" Ø	BI	26	lm.
75mm	3" Ø	GI	96	lm.	250mm	10"Ø	Steel	10,842	lm.
75mm	3" Ø	CI/BI	303	lm.	250mm	10"Ø	uPVC	3,747	lm.
100mm	4" Ø	uPVC	120,205	lm.	300mm	12"Ø	Steel	62,906	lm.
100mm	4" Ø	Steel	5,078	lm.	350mm	14"Ø	Steel	2,531	lm.
100mm	4" Ø	ACP	6,048	lm.	400mm	16"Ø	Steel	29,586	lm.
100mm	4" Ø	CCI	320	lm.	500mm	20"Ø	Steel	5,687	lm.
100mm	4" Ø	GI	75	lm.	600mm	24"Ø	Steel	14,960	lm.
100mm	4" Ø	CI/BI	441	lm.	800mm	30"Ø	Steel	2,638	lm.
150mm	6" Ø	uPVC	82,553	lm.					
sub-total			370,018		sub-total			195,834	
Total Maintained								565,852	

2.7 Service Connections:

Type	Flat	Metered	Total
Domestic/Government	N/A	91,350	91,350
Commercial/Industrial	N/A	6,656	6,656
Wholesale/Bulk	N/A	N/A	N/A
TOTAL	N/A	98,006	98,006

2.8 Production: Average Monthly Production (cu.m.)

a. Booster/Pumping Stations (cu.m.)	3,578,369
b. Bulk Water Supply (cu.m.)	1,523,014
c. Production Efficiency % (average/month) (Total Water Utilized)/(Total Production)	87.78%
d. Unaccounted for Water-NRW% (average/mo.)	51.32%

2.) CURRENT OPERATION/FINANCIAL HIGHLIGHTS:

A. Existing Water Rates: (Annex H-COWD Water Rates)	Annex H
B. Operating Income/Expense:	
Average Water Sales (average/mo.)	P 81,057,496.86
Average Collection (average/mo.)	P 83,070,286.09
Average Expenses-O & M for the year (average/mo.)	P 75,101,436.20
C. Financial Highlights (rate & status)	
Current Ratio = $\frac{\text{Current Assets}}{\text{Current Liabilities}}$	6.74 : 1.00
Long Term Debt/Equity Ratio	0.33 : 0.69
Monthly Billing (average/mo.)	P 80,638,122.17
Collection Efficiency-% of On-Time Payment (YTD)	75.87%

3.) COMMUNITY ECONOMIC PROFILE:

A. Total Population (covered by the Water District)

789,805

B. Income Levels in the area: (based on Reg. 10-PSA data FIES 2015)

Northern Mindanao	No. of Families (thousand)	Income		Expenditure	
		Total (million)	Average (thousand)	Total (millions)	Average (thousand)
All Income Class	1,029	227,998	221	166,005	161
Under 40,000	27	848	32	776	29
40,000– 59,999	75	3,878	52	3,553	47
60,000– 99,999	234	18,745	80	16,755	72
100,000–249,999	424	65,155	154	51,172	121
250,000 and Over	270	139,372	516	93,750	347

C. Major Source of Income

Salary & Wages

D. Average Monthly Bills: (per customer)

1. Water bill:	P	834.40
2. Electric bill: (per customer in pesos)		
a. Residential	P	2,112.00
b. Commercial	P	14,896.00
c. Industrial	P	598,587.00
d. Bulk Power	P	14,728,000.00
e. Streetlights	P	47,319.00

E. Wages Paid (per month) to:

1. Common Laborer	P	10,800.00
2. Carpenter	P	11,914.00
3. Truck Driver	P	12,674.00
4. Plumber	P	12,674.00

F. City Revenue (P3,613,234,514.00 in 2018) over total population-per person

P 4,574.84

G. Average rate of Mortality per 100,000 population due to waterborne diseases based from 2018 data in Cagayan de Oro City. (e.g. diarrhea)

0.14

H. Average rate of Morbidity per 100,000 population due to waterborne diseases. based from 2018 data in Cagayan de Oro City.

1. Diarrhea	105.21
2. Amoebiasis	0.57

I. Major Agricultural, Industrial and Commercial activities :

Rice, corn, vegetables, mango, food processing, HB concrete products, clay products, ceramics, furniture, cottage industries

4.) OTHER INFORMATION:

- The COWD has been purchasing treated bulk water supplied by **Cagayan de Oro Bulk Water Inc. (COBI)** based on the Purchase Order in accordance with the contract of **60,000** cubic meters per day at a constant flow rate of **2,115** cubic meters per hour; and a minimum pressure of **70 psi** at the designated take-off point along the intersection of the Airport Road and South Diversion Road, Cagayan de Oro City. In 2018, the District has paid a total amount of P292,963,104.00 for **18,276,165** cubic meters of bulk water.
- The COWD has implemented the **Meter Clustering System** to help alleviate *water pilferage*.
- The COWD has *completed* exploratory well drilling of an **Additional Water Source** at **Talongan Relocation Site, Calaanan, Canitoan** (PW No. 34) dated February 19, 2019 and commissioned another well at **Ayesa Subdivision, Camaman-an**, (PW No. 31) Cagayan de Oro City dated November 15, 2018.
- The COWD has regularly monitored the **Residual Chlorine** in various strategic points of its water supply system. (Annex O–Summary of Bacteriological Analysis, page 85)

5. The COWD has always maintained its established **safety programs** and **standard operating procedure** .
6. The COWD has *approved and adopted* a policy **prohibiting meetings and planning sessions outside of Cagayan de Oro City** unless these coincide during conventions and or seminars. (B.R. No. 39, s-2018 dated March 01, 2018).
7. The COWD has *continued* implementing the **50% discount** for water bill of **Accredited Senior Citizens Center** and **Accredited Residential/Group Homes** and the **5% discount** for water bill of **Senior Citizens**.
8. The COWD has *saught* for the convenience of paying concessionaires, thus established **ECPAY Outlets** and **Bayad Centers**.
9. The COWD has *approved* the amendment of Resolution No. 067, s-2017 dated June 1, 2017 for the release of **Sixty Million Two Hundred Seventy Eight Thousand Two Hundred Fifty Four Pesos (Php 60,278,254.00)** to support the **water supply system projects** in Cagayan de Oro City for **displaced families affected by Typhoon Sendong in 2011** and further authorize the General Manager to sign pertinent documents in relation to the release of funds and perform other tasks required, for and in behalf of Cagayan de Oro City Water District (COWD). (B.R. No. 14, s-2018 dated January 17, 2018)
10. The COWD has religiously paid the principal and interest of its various loans to LWUA. (Annex G-Summary of Loan Payments to LWUA & DBP, page 77)
11. The COWD has *served* a total of **584,091 linear meters** of pipelines ranging from **50mmØ to 800mmØ**; including turnover by developers and/or owners of some subdivisions. (Annex N-Summary of Pipelines, page 84)
12. The COWD has continued extending **technical** and **financial assistance** to its neighboring water district. Also, free technical assistance and services are extended to some subdivisions and rural barangays.

NAME of WATER DISTRICT	AMOUNT	REMARKS
BACUAG WATER DISTRICT	20,000.00	Defray expenses in the rehabilitation of its damaged pumping facility brought about by Typhoon Basyang. (B.R. No. 27, s-2018 dated February 21, 2018)
CAMALIG WATER DISTRICT	20,000.00	Defray expenses of the 90,000 evacuees housed in 78 evacuation centers in several towns in Albay due to Mount Mayon volcano eruptions. (B.R. No. 34, s-2018 dated March 01, 2018)
SURIGAO METROPOLITAN WATER DISTRICT	30,000.00	Defray expenses in the rehabilitation of its damaged water supply system. (B.R. No. 127, s-2018 dated August 08, 2018)

13. The COWD has *approved and adopted* the "**Merit Selection Plan of the Cagayan de Oro City Water District (COWD)**", copy hereto attached, pursuant to the provisions of Section 32, Chapter V, Title I Book V of the Administrative Code of 1987 (Executive Order No. 292) and Civil Service Commission (CSC) Memorandum Circular (MC) No. 3, S-2001 and CSC MC No. 024, S-2017. (B.R. No. 23, s-2018 dated February 21, 2018)
14. The COWD has *approved* the **2019 COWD Organizational Structure** and authorize the Acting General Manager, Bienvenido V. Batar, Jr. to submit the same to the **Department of Budget and Management (DBM)** for approval. (B.R. No. 163, s-2018 dated November 16, 2018).
15. The COWD has *approved* for the adaptation and implementation of **National Budget Circular No. 572** dated 3 January 2018 on the '**Third Tranche Compensation Adjustment for Civilian Personnel in the National Government effective January 1, 2018**' pursuant to **EO No. 201** dated 19 February 2016. (B.R. No. 07, s-2018 dated January 17, 2018)
16. The COWD has *approved and adopted* the **Code of Professional Conduct for Managers** in Cagayan de Oro City Water District (COWD), effective immediately. (B.R. No. 131, s-2018 dated August 15, 2018).
17. The COWD has *approved* and adopted the **Cagayan de Oro City Water District (COWD) Corporate Social Responsibility (CSR) Policy**; copy hereto attached which forms an integral part of this resolution. (B.R. No. 172, s-2018 dated November 26, 2018).
18. The COWD has *approved and adopted* the **Revised Guidelines for Achiever's Award for Extraordinary Achievement** in line with the Strategic Initiative under the Learning and Growth Perspective pursuant to the COWD Program on Awards and Incentive for Service Excellence (PRAISE) Guidelines. (B.R. No. 172, s-2018 dated November 26, 2018).

19. The COWD has *designated* **Engr. Bienvenido V. Batar, Jr.** as **Acting General Manager** effective **March 1, 2018** giving him full authority to discharge the functions and responsibilities of said position. (B.R. No. 29, s-2018 dated March 01, 2018).
20. The COWD has *approved* amendment of Resolution No. 049, S-2013 for the **Merchant Agreement** between the **Development Bank of the Philippines (DBP)** and **Cagayan de Oro City Water District (COWD)** for the Provision of its Banking Services with the **Installation of Point-Of-Sales (POS) Terminals** and **Internet Payment Gateway (IPG)** to include in the *Coverage of the Agreement Acceptance of Mastercard Card Payments* through the use of the POS Terminals and further authorize the Acting General Manager, Engr. Bienvenido V. Batar, Jr. to sign the said *Agreement* for and in behalf of COWD. (B.R. No. 86, s-2018 dated May 28, 2018).
21. The COWD has *approved* the recommendation of Management for the grant and to provide one (1) water meter with a free minimum thirty (30) cubic meters per month to the lot owner, **GENIFER PACHECO PASAMONTE** and shall pay for the excess of the thirty (30) cubic meters utilized and to authorized the Acting General Manager, Engr. Bienvenido V. Batar, Jr. to sign the Easement Agreement for and in behalf of Cagayan de Oro City Water District. (B.R. No. 77, s-2018 dated May 07, 2018)
22. The COWD has *approved* the recommendation of the Management to *re-activate the inactive account* on **COWD Customers' Guaranty Deposit** with the Development Bank of the Philippines (DBP) - Corrales per *Account No. 0810-020018-080* and to authorize the Acting General Manager, Bienvenido V. Batar, Jr. and the Finance Department Manager, Ms. Marilou B. Ondap as principal signatories to sign checks deposited in and withdrawn against said account and other related official transactions for and in behalf of COWD. (B.R. No. 129, s-2018 dated August 15, 2018).
23. The COWD has *approved* the recommendation of Management of a special rate for **One Oasis**, a subdivision under **Filinvest Land, Inc.** at **40% Commercial Rate** and **60% Residential Rate** for the year 2018 until the entire water system of the said subdivision is turned over to the COWD. (B.R. No. 47, s-2018 dated March 08, 2018)
24. The COWD has *approved* the recommendation of Management for a *Supplemental Budget* to **Purchase Spare Pumps and Motors** intended during the emergency breakdown amounting to **Three Million One Hundred Thirteen Thousand Nine Hundred Pesos (Php3,113,900.00)**. (B.R. No. 158, s-2018 dated October 17, 2018).
25. The COWD has *authorized* the Acting General Manager, Engr. Bienvenido V. Batar, Jr., for emergency purchase of **1 unit Submersible Motor, 8 diameter, 100 HP** per specification under *PR no. 18-04-08-068* for **Balulang Pumping Station** amounting to **Five Hundred Thousand Pesos Only (Php500,000.00)** charged to Contingency Fund in order to restore vital public service/public utilities and adopt **Section 53.2** of the **Implementing Rules and Regulations (IRR)** of **Republic Act 9184** or the '**Government Procurement Reform Act**'. (B.R. No. 79, s-2018 dated May 07, 2018).
26. The COWD has *approved* the **Procurement of Vehicles** as herein listed in the amount of **Php19,650,000.00** to be taken from the approved 2018 COWD Budget and authorize the Acting General Manager, Bienvenido V. Batar, Jr. to request authority from the **Department of Budget and Management (DBM)** to procure said vehicles for and in behalf of Cagayan de Oro City Water District (COWD). (B.R. No. 32, s-2018 dated March 01, 2018)
27. The COWD has *affirmed* commitment of membership with **Cagayan de Oro River Basin Management Council (CDORBMC)** and to sign the *Co-Management Agreement* and other pertinent documents for and in behalf of COWD. (B.R. No. 148, s-2018 dated October 04, 2018).
28. The COWD has *confirmed* authority of the Acting General Manager, **Bienvenido V. Batar, Jr.** and the Chairman **Eduardo Antonio R. Montalvan** to represent COWD as *Incorporators and as members of the Board of Directors* of **Cagayan de Oro Bulk Water Inc. (COBI)**. (B.R. No. 136, s-2018 dated August 15, 2018).
29. The COWD has *allowed* **Maynilad Water Services, Inc.** to conduct a due diligence study at no cost to Cagayan de Oro City Water District (COWD) that will benefit COWD and its customers. (B.R. No. 149, s-2018 dated October 04, 2018).
30. The COWD has *allowed* **Manila Water Philippine Ventures, Inc. (MWPV)** to conduct a due diligence study at no cost to Cagayan de Oro City Water District (COWD) that will benefit COWD and its customers. (B.R. No. 98, s-2018 dated June 13, 2018).
31. The COWD has *authorized* the General Manager, Rachel M. Beja to issue and sign, in favor of the **Joint Venture Company (JVC), Cagayan de Oro Bulk Water Inc. (COBI)**, the necessary *Purchase Orders (PO)* to cover for the supply and delivery of bulk water for CY 2018 from the period January 1, 2018 to December 31, 2018 to **60,000** cubic meters per day at **Php16.00** per cubic meter in accordance with the *Signed Bulk Water Supply Agreement*, for and in behalf of Cagayan de Oro City Water District (COWD). (B.R. No. 16, s-2018 dated February 05, 2018).

32. The COWD has *authorized* the Acting General Manager, Bienvenido V. Batar, Jr. to issue and sign, in favor of the **Joint Venture Company (JVC); Cagayan de Oro Bulk Water Inc. (COBI)**, the necessary Purchase Orders (PO) to cover for the supply and delivery of bulk water for CY 2018 from the period January 1, 2018 to December 31, 2018 at **60,000 cubic meters** per day at **Php16.00** per cubic meter in accordance with the **Signed Bulk Water Supply Agreement**, for and in behalf of COWD thereby amending Resolution No. 016, S-2018. (B.R. No. 41, s-2018 dated March 08, 2018).
33. The COWD has *authorized* the General Manager, Bienvenido V. Batar, Jr. to place in temporary investment the amount of **Ten Million Pesos (Php10,000,000.00)** from **COWD NRW Red. Project Fund** with the **Development Bank of the Philippines (DBP) - Corrales Branch** for 180 days @ 1.500% per annum, with an option for renewal and to authorize the General Manager, Bienvenido V. Batar, Jr. to sign pertinent banking documents for and in behalf of COWD. (B.R. No. 173, s-2018 dated November 26, 2018).
34. The COWD has *authorized* the General Manager, Bienvenido V. Batar, Jr. to place in temporary investment the amount of **One Hundred Thirty Million Pesos (Php130,000,000.00)** from **Capital Improvement Fund and COWD - General Fund** with the **Development Bank of the Philippines (DBP) - Corrales Branch** for 180 days @ 1.500% per annum, with an option for renewal and to authorize the General Manager, Bienvenido V. Batar, Jr. to sign pertinent banking documents for and in behalf of COWD. (B.R. No. 164, s-2018 dated November 16, 2018).
35. The COWD has approved the following **Memorandum of Agreement (MOA)** and authorized the **Acting General Manager Bienvenido V. Batar, Jr.** to sign the said MOA for and in behalf of COWD, as follows:

Agreed Party	Particulars	Board Res. No./Date
Xavier Science Foundation	"Establishing Community-based Forest Rehabilitation thru Payment for Ecosystem Services (ECO-PES) amounting to One Million Pesos over a period of Five (5) years.	B.R. No. 87 , s-2018 dated May 28, 2018
Cagayan de Oro Polymedic General Hospital (CDO Polymedic)	Services and facilities that may be availed of by COWD employees subject to the Terms and Conditions stated therein.	B.R. No. 88 , s-2018 dated May 28, 2018
Cedar Drug Testing Laboratory	Mandatory drug test of all COWD Employees pursuant to RA9265 otherwise known as the ' <i>Comprehensive Dangerous Drugs Act of 2002</i> ' and Civil Service Commission Memorandum Circular No. 3, s-2010.	B.R. No. 008 & 130 , s-2018 dated Aug. 15, 2018
Development Bank of the Philippines (DBP) - Capistrano Branch	Deposit Pick-up arrangement with COWD's Kauswagan, Corrales and Macasandig Branch.	B.R. No. 101 , s-2018 dated July 12, 2018

Source: Summary of Policy-Setting Resolutions 2018.

36. The COWD has *authorized* the Acting General Manager, Bienvenido V. Batar, Jr. to sign the **Partnership Agreement** for and in behalf of **Cagayan de Oro City Water District (COWD)** with **Vitens Evides International (VEI), Unifrutti Tropical Philippines, Inc./Mt. Kitanglad Agri-Ventures Incorporated (UTPI-MKAVI), Wetlands International (WI), the Netherlands Red Cross (NLRC), and FRRL Industrial Trading Corporation** relative to a partnership for **Sustainable Water Supply: Ridge to Coast, Rain to Tap Project Implementation**. (B.R. No. 99, s-2018 dated June 13, 2018).
37. The COWD has *approved* the **Deed of Donation and Acceptance** by and between the Cagayan de Oro City Water District (COWD) and **National Housing Authority (NHA)** represented by its Acting General Manager, Marcelino P. Escalada Jr. for the **Completed Water System (WSS) and Two (2) lots at NHA-CDO Bayanihan Village, Phase 1**, located at Macapaya, Camaman-an this City; and authorize the Acting General Manager, Bienvenido V. Batar, Jr. to sign the Deed of Donation for and in behalf of COWD. (B.R. No. 56, s-2018 dated April 04, 2018).
38. The COWD has *approved* the revision of the **Deed of Donation** by and between the Cagayan de Oro City Water District (COWD) and **Robinsons Land Corporation (RLC)** represented by its General Manager, Corazon L. Ang Ley for the **turn-over of the water supply system of Fresno Parkview Subdivision** located at Barangay Lumbia, Cagayan de Oro City and authorize the Acting General Manager, Bienvenido V. Batar, Jr. to sign the Deed of Donation for and in behalf of COWD. (B.R. No. 176, s-2018 dated December 12, 2018).
39. The COWD has *approved* the **Deed of Donation and Acceptance** by and between the Cagayan de Oro City Water District (COWD) and **National Housing Authority (NHA)** represented by its Acting General Manager, Marcelino P. Escalada Jr. for the **Completed Water System Component in NHA-CDO Bayanihan Village, Phase 1A Project**, Macapaya Camaman-an, Cagayan de Oro City; and authorize the Acting General Manager, Bienvenido V. Batar, Jr. to sign the Deed of Donation for and in behalf of COWD. (B.R. No. 118, s-2018 dated July 24, 2018).

40. The COWD has *approved* the contract between the **Cagayan Electric Power & Light Co., Inc. (CEPALCO)** and Cagayan de Oro City Water District (COWD) for **Line Extension to serve the COWD In-Line Booster Pump** located at *Macapaya, Camaman-an*, Cagayan de Oro City and to authorize the Acting General Manager, **Bienvenido V. Batar, Jr.** to sign for and in behalf of COWD. (B.R. No. 128, s-2018 dated August 8, 2018).
41. The COWD has approved the following **Memorandum of Understanding (MOU)** and authorized the **Acting General Manager Bienvenido V. Batar, Jr.** to sign the said MOA for and in behalf of COWD, as follows:

Agreed Party	Particulars	Board Res. No./Date
Robinsons Land Corporation (RLC)	Water Supply System inside the entire Fresno Parkview Subdivision at Barangay Lumbia, this city.	B.R. No. 54 , s-2018 dated Mar. 08, 2018
Fino Land Inc.	Water Supply System inside the entire St. Francis Heights Subdivision at Pontefino Estates, Masterson Avenue, Upper Carmen, this city.	B.R. No. 55 & 120 , s-2018 dated Apr. 4 & Aug. 8, 2018
City Government of Cagayan de Oro thru; City Local Environment and Natural Resources (CLENRO), Butay-Eba-Macopa Higaonon Farmers Association (BUEMAHIFA) and Barangay Council of Dansolihon	Co-management of protection, rehabilitation and development of the environment and natural resources through bamboo propagation (10 km area) in the locality.	B.R. No. 008 & 147 , s-2018 dated Jan. 17 & Oct. 04, 2018

Source: Summary of Policy-Setting Resolutions 2018.

42. The COWD has *submitted* a copy of the *notarized waiver* to the **Development Bank of the Philippines (DBP)** allowing the **Department of Finance (DOF)/Bureau of Treasury (BTr)** to examine, inquire or look into all (to be opened and existing) deposits or accounts of Cagayan de Oro city Water District (COWD) in Development Bank of the Philippines (DBP) and to require the DBP to submit reports/statements with respect to COWD accounts (e.g. deposits, investment) in DBP. (B.R. No. 169, s-2018 dated November 26, 2018).
43. The COWD has *approved* the **Deed of Usufruct** by and between the Cagayan de Oro City Water District and **LGU Cagayan de Oro City** for the possession, use, enjoyment and management of a **2,500 square meter** portion of parcel of land identified as **Lot 20450-C-1, CAD.369-D** located at Barangay Lumbia, Cagayan de Oro City; and authorize the Acting General Manager, **Bienvenido V. Batar, Jr.** to sign the Deed of Usufruct for and in behalf of COWD. (B.R. No. 96, s-2018 dated June 13, 2018)
44. The COWD has *approved* the **Deed of Usufruct** by and between the Cagayan de Oro City Water District and **LGU Cagayan de Oro City** for the possession, use, enjoyment and management of a **2,500 square meter** portion of parcel of land identified as **Lot 18283-B, CAD.237** located at Barangay Canitoan, Cagayan de Oro City; and authorize the Acting General Manager, **Bienvenido V. Batar, Jr.** to sign the Deed of Usufruct for and in behalf of COWD. (B.R. No. 97, s-2018 dated June 13, 2018)
45. The COWD has *managed* well its **Provident Fund (PF)** and has benefited many qualified personnel through its various types of loans as shown in the table below with an *interest charge* of **8%** and *service charge* of **1%** only. (Reference: PF Board Resolution No. 85, s-2012).

Type of PROVIDENT FUND LOANS	Year					
	2018	2017	2016	2015	2014	2013
All-Purpose Loan	199	242	197	172	196	219
Dividend Loan	138	144	157	187	237	165
Educational Loan	-	-	-	-	-	-
Emergency/Hospitalization Loan	13	8	8	18	60	77
Employee's Cont. Loan	69	8	-	1	7	12
Salary Loan	29	13	29	52	68	71
Small Loan (Consol)	97	76	118	542	574	744
Special Aid/Small Loan	320	187	197	268	288	579
Water Bill Loan	121	111	138	185	180	42
Memorial	-	-	-	-	-	-
Special Legal Aid	-	-	-	-	-	-
Calamity Loan	1	-	-	-	-	-
Salary Loan - Staff	4	4	6	-	-	-
TOTAL	991	793	850	1,425	1,610	1,909

Note: The total assets of the COWD Provident Fund as of 2017 – P 168,267,650.05

46. The COWD has *confirmed* the release on November 15, 2018 the **Year-end Bonus/13th month pay and Cash Gift 2018** to all employees of the District who have rendered actual service while occupying contractual or casual position in view of DBM Budget Circular No. 2016-4 dated April 28, 2016 pursuant to EO No. 201 amounting to **Thirteen Million One Hundred Eight Thousand Three Hundred Thirteen Pesos and Eighteen Centavos (Php13,108,313.18)**. (B.R. No. 162, s-2018 dated November 16, 2018)
47. The COWD has *released* the **Productivity Enhancement Incentive** for FY 2018 to all employees of the District who have rendered actual service while occupying a regular, contractual or casual position, pursuant to *EO No. 201, s-2016* and *DBM Budget Circular No. 2017-4* dated December 4, 2017 in the amount of **Two Million Five Hundred Seventy Five Thousand Pesos Only (Php2,575,000.00)**. (B.R. No. 175, s-2018 dated December 12, 2018)
48. The COWD has *authorized* the release of **Mid-Year Bonus** to all employees of the District who have rendered actual service while occupying a regular, contractual or casual position, pursuant to the **Modified Salary Schedule** for Civilian and Government Personnel as authorized under Executive Order No. 201 dated 19 February 2016 and National Budget Circular No. 572 dated 3 January 2018 amounting to Php10,188,210.08; to be released not earlier than 15 May 2018. (B.R. No. 78, s-2018 dated May 7, 2018)
49. The COWD has *approved* the use of **Five Million Pesos (Php5,000,000.00)** from the **Disaster Risk Reduction Fund (DRRF)** for the '**upgrading & elevating of Motor Control Panel at the Macasandig Booster Station**' and authorize the Acting General Manager, Bienvenido V. Batar, Jr. to sign the pertinent documents & other related documents, for and in behalf of Cagayan de Oro City Water District (COWD). (B.R. No. 33, s-2018 dated March 01, 2018)
50. The COWD has *authorized the Acting General Manager, Bienvenido V. Batar, Jr. to sign the* **Partition Agreement** for the **Titling of Production Well No. 2** with 600 square meters at **Bontula, Macasandig, Cagayan de Oro City**. (B.R. No. 181, s-2018 dated December 12, 2018).
51. The COWD has authorized the Acting General Manager, Bienvenido V. Batar, Jr. to sign the verified petition and other pertinent documents for and in behalf of COWD relative to the **Electronic Titling of 31 COWD Lot Titles** which will be filed before the **Registry of Deed** pursuant to the **Land Registration Circular No. 27-2011** prescribing the **"Implementation of the LRA Voluntary Titles into Electronic Certificated of the title upon request of the Register Owner or Other Client representing the Registered Owner, or his/her interest thereof"**. (B.R. No. 95, s-2018 dated June 13, 2018)
52. The COWD has *confirmed* the authority for the Acting General Manager Bienvenido V. Batar, Jr. to open a separate account for proper accounting of funds and reconciliation purposes with Development Bank of the Philippines (DBP) Cagayan de Oro Branch solely intended for the release of **Php60,278,254.00** from LWUA to support the **water supply system projects** intended for the **displaced families in Cagayan de Oro City caused by Typhoon Sendong in 2011** and further authorized the Acting General Manager, Engr. Bienvenido V. Batar, Jr. to sign any pertinent documents for and in behalf of COWD. (B.R. No. 90, s-2018 dated May 28, 2018).
53. The COWD has *authorized* the Acting General Manager, Bienvenido V. Batar, Jr. to sign the **Contract Agreement** by and between COWD and **Genetian Builders** for the '**Proposed Water Supply System with 113 cubic meter Elevated Water Tank for XU Ecoville Relocation Site in Lumbia**' for and in behalf of COWD, thereby amending Resolution No. 018, S-18 dated 05 February 2018. (B.R. No. 42, s-2018 dated March 08, 2018)
54. The COWD has *authorized* the Acting General Manager, Bienvenido V. Batar, Jr. to file the appropriate protest with **National water Resources Board (NRWB)** relative to the **Kyogojo Engineering Service Cooperative's application for Certificate of Public Convenience** to operate and maintain a waterworks system within Barangays Indahag, Lumbia, Dansolihon, Bayanga, Mambuaya and Baikingon, Cagayan de Oro City, Misamis Oriental. (B.R. No. 42, s-2018 dated March 08, 2018)
55. The COWD has *approved and authorized* the Acting General Manager, Bienvenido V. Batar, Jr. to apply and submit application for the **Japan International Cooperation Agency (JICA) Knowledge Co-Creation Program** for the **Training Course on Water Supply Administration for Better Management of Water Supply Services** on October 28, 2018 to November 10, 2018 on Tokyo, Japan. (B.R. No. 141, s-2018 dated September 03, 2018).

56. The COWD has *confirmed* the **Composition of the Human Resource Merit Promotion and Selection Board (HRM-PSB)**, for a period of One (1) Year unless sooner revoked, as follows: (B.R. No. 113, s-2018 dated July 12, 2018).

Chairman	:	ENGR. EDWARD P. TESORO
Vice Chairman	:	(Dept. Manager where the vacancy is)
Members	:	MS. RHEDIA MARTINIETTA S. SALCEDO
	:	MS. CECILE A. FLOIRENDO
	:	MS. VANESSA A. CHIU
	:	(2 nd Level Representative, FLOW)
	:	MS. MARITEL D. BONDAL
	:	(1 st Level Representative, FLOW)
Secretariat	:	MS. VINCY JANE P. CUARESMA

57. The COWD has approved the recommendation of Management for the composition of the **Personnel Selection Board (PSB)** for Salary Grade 24 and below effective immediately as follows: (B.R. No. 51, s-2018 dated March 8, 2018).

Chairman	:	ENGR. CAROLINA B. LAO
Vice Chairman	:	(Dept. Manager where the vacancy is)
Members	:	MS. RHEDIA MARTINIETTA S. SALCEDO
	:	ENGR. ANTONIO B. YOUNG (FLOW)
	:	MS. VANESSA A. CHIU (FLOW)

This amends Resolution No. 045, s-2011.

58. The COWD has approved the recommendation of Management for the composition of the **Performance Management Team (PMT)** of the Cagayan de Oro City Water District (COWD) effective immediately as follows: (B.R. No. 53, s-2018 dated March 08, 2018).

Chairman	:	MS. OMELFA C. RECTO
Vice Chairman	:	MS. SULDIE D. LARANJO
Members	:	MS. RHEDIA MARTINIETTA S. SALCEDO
	:	ENGR. ANTONIO B. YOUNG (FLOW)
	:	ENGR. EDGARDO D. TUVILLA

59. The COWD has approved the recommendation of Management for the composition of the **Joint Venture Selection Committee (JVSC)** for the **Septage Management Project** of the Cagayan de Oro City Water District (COWD), as follows: (B.R. No. 50, s-2018 dated March 08, 2018).

Chairman	:	ENGR. ELEZAR J. LINAAC
Vice Chairman	:	ENGR. CAROLINA B. LAO
Legal	:	Authorized Representative from Office of the Government Corporate Counsel (OGCC)- ATTY. MEDARDO R. DEVERA
Technical	:	ENGR. ANTONIO B. YOUNG
	:	ENGR. EDNA S. NAJEAL
Financial	:	MS. VANESSA A. CHIU
IEC	:	MS. LADELE A. SAGRADO
JVSC Secretariat	:	ENGR. EULJUN B. SALARDA MS. KATHERINE C. SUSMIRAN

60. The COWD has approved the recommendation of Management for the composition of the Two (2) Bids and Awards Committee (BAC) and the Technical Working Group (TWG), effective April 1, 2018 unless earlier revoked as follows: (B.R. No. 49, s-2018 dated March 8, 2018)

1. SERVICES, CONSTRUCTION, SERVICE CONNECTION AND WATER SUPPLY MATERIALS (BAC-A)

Chairman	:	ENGR. ELEZAR J. LINAAC
Vice Chairman	:	ENGR. NIEVA A. LADERA
Members	:	MS. SUSAN M. BONOTAN
	:	ENGR. LYNDON D. BUTRON
	:	MR. JOSE JISELO P. ARAGAN

2. OFFICE, VEHICLE, EQUIPMENT AND GENERAL SUPPLIES & MATERIALS (BAC-B)

Chairman	:	MS. OMELFA C. RECTO
Vice Chairman	:	ENGR. CAROLINA B. LAO
Members	:	ENGR. ALEX S. ABANGAN
	:	MS. SULDIE D. LARANJO
	:	MS. ANNABELLE D. ESTAÑO
Head, BAC Secretariat	:	MS. VANESSA A. CHIU

This resolution amends Resolution No. 010, s-2018 dated January 17, 2018.

TECHNICAL WORKING GROUP:

Chairman	:	ENGR. ANTONIO B. YOUNG
Members	:	ENGR. GERRY B. MAAGAD
	:	MS. ADELFA L. FLORES
	:	ENGR. JOEL B. JAMERO
	:	MS. SHIRDY E. WAO

61. The COWD has a **new set of officers** of the **Board of Directors** for 2019 per B.R. No. 001, S-19 dated January 4, 2019, as follows:

Chairman	:	MR. EDUARDO ANTONIO R. MONTALVAN	- Professional Sector
Vice-Chairman	:	MR. MATEO G. DELEGENCIA	- Civic Sector
Secretary	:	MS. CONCEPCION R. QUIBLAT	- Women Sector
Assistant Secretary	:	MS. HILLY ANN R. QUIAOIT	- Education Sector
Member	:	MS. NELIA B. LEE	- Business Sector

Prepared by:


ANNALYN R. MACALOLOT
 Senior Research Analyst A


Checked by:

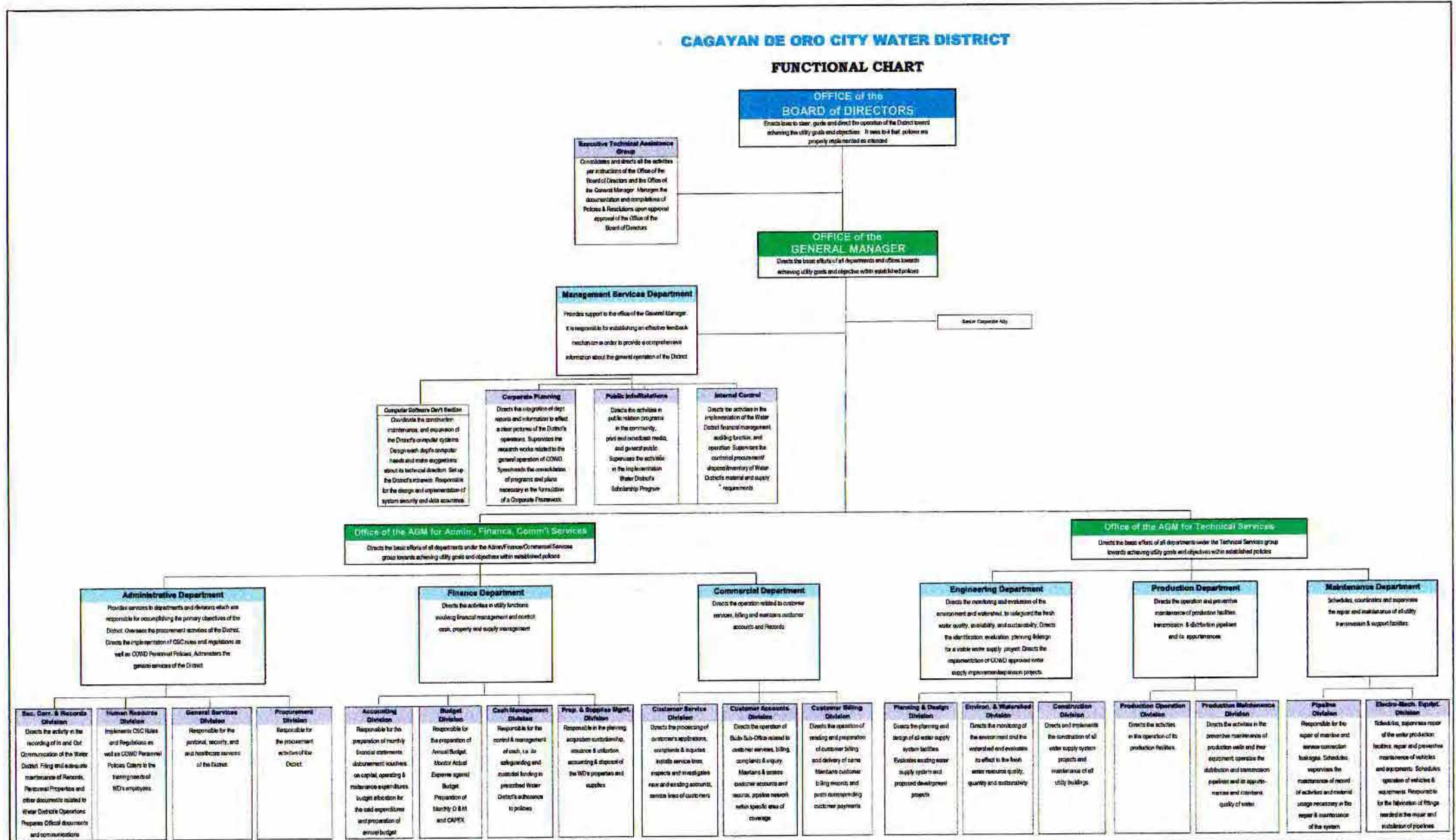

JOSE JISELO P. ABRAGAN
 OIC, Corporate Planning Div.

Noted by:


SULDIE D. LARANJO
 Manager, Management Services Dept.

Approved by:


BIENVENIDO V. BATAR, JR.
 General Manager



CAGAYAN DE ORO CITY WATER DISTRICT



page 16 of



CAGAYAN DE ORO CITY WATER DISTRICT

Corrales Avenue, Cagayan de Oro City

PERSONNEL INVENTORY AS OF DECEMBER 31, 2018

ID	NAME OF EMPLOYEE				DESIGNATION	NATURE OF EMPLOYMENT	RATE PER MONTH	DATE OF EMPLOYMENT	EMPLOYED DURING THE YEAR	REMARKS
	LAST NAME	FIRST NAME	SUFFIX	MIDDLE NAME						
1	ABADAY	LORIMER		CABABAROS	Customer Service Assistant A	Permanent	24,043.00	8/20/1984	12 MONTHS	
2	ABALLE	JESSIE		CALUNOD	Driver	Permanent	12,990.00	7/28/1998	12 MONTHS	
3	ABANGAN	ALEX AUGUSTUS		SATURNINO	Principal Engineer D	Permanent	46,720.00	1/19/1993	12 MONTHS	
4	ABELLA	ROSALITO		NERI	Water Maintenance Man A	Permanent	16,433.00	5/27/1992	12 MONTHS	
5	ABESAMIS	ROMARICO	JR.	TONGCO	Water Resources Facilities Operator A	Permanent	16,585.00	7/28/1998	12 MONTHS	
6	ABRAGAN	ARMIE		BONBON	Sr. Public Relations Officer	Permanent	38,543.00	6/6/1997	12 MONTHS	
7	ABRAGAN	JOSE JISELO		PADLA	Corporate Planning Specialist	Permanent	38,543.00	2/17/1997	12 MONTHS	
8	ABROGAR	REY		TALLE	Instrument Technician B	Permanent	14,942.00	6/14/1993	12 MONTHS	
9	ABUT	RIZALITO		ENERIO	Sr. Water Resources Facilities Operator A	Permanent	18,217.00	2/11/1992	12 MONTHS	
10	AGANAN	MEYLENE		YACAPIN	Water Utilities Management Officer A	Permanent	32,147.00	1/27/1992	12 MONTHS	
11	ALEGRADO	APRIL MAE		BASS	Property/Supply Assistant B	Permanent	22,149.00	7/1/2005	12 MONTHS	
12	ALMOJUELA	DANILO		YANA	Water Maintenance Man B	Permanent	14,820.00	6/18/1992	12 MONTHS	
13	ALVAREZ	ARTHUR		PABAYO	Water Maintenance Man C	Permanent	12,990.00	4/15/1996	12 MONTHS	
14	AMPER	MERIAM		CRUZ	Division Manager A	Permanent	73,299.00	7/21/1981	12 MONTHS	
15	AMPER	POMPOSO	JR.	MAKINAKO	Auto-Mechanic C	Permanent	13,206.00	6/7/1994	12 MONTHS	
16	ANAY	MARIA SUSAN		VENTIC	Supervising Data Analyst Controller	Permanent	35,201.00	2/16/1983	12 MONTHS	
17	ARABEJO	JIMMALYN		PACAMPARA	Senior Engineer A	Permanent	31,765.00	9/15/2014	12 MONTHS	
18	ARBOIS	PETER		MENDOZA	Water Maintenance Man C	Permanent	13,206.00	9/2/1993	12 MONTHS	
19	ARCILLAS	HELEN		CORDOVAN	Accounting Processor A	Permanent	16,433.00	7/12/2010	12 MONTHS	
20	ARELLANO	NORMA		MENIANO	Division Manager A	Permanent	73,299.00	7/13/1982	12 MONTHS	
21	AVENIDO	DANILO		TALAMPAS	Driver	Permanent	13,206.00	6/14/1993	12 MONTHS	
22	AYUBAN	BAYANI		BALDON	Water Maintenance Man C	Permanent	12,884.00	11/8/1995	12 MONTHS	
23	BACOLOD	EFREN		GAAMIN	Water Maintenance Man B	Permanent	14,942.00	5/27/1992	5 MONTHS	retired: 5/31/18
24	BACTONG	BLANDO		CENA	Water Maintenance Man B	Permanent	14,459.00	10/10/1994	12 MONTHS	
25	BACTONG	CHRISTIAN		MERCADO	Driver	Permanent	13,206.00	4/12/1994	12 MONTHS	
26	BAGARES	FARAH		CASIANO	Principal Engineer D	Permanent	42,730.00	12/1/1993	12 MONTHS	
27	BAGAY	JAY-AR		BACTONG	Corporate Budget Officer C	Permanent	24,224.00	10/29/2013	12 MONTHS	
28	BAGAY	RUFO		ANDOHON	Water Maintenance General Foreman	Permanent	38,085.00	10/17/1978	12 MONTHS	
29	BAGUHIN	AZENETH		CAINGLES	Principal Engineer D	Permanent	42,099.00	8/18/2009	12 MONTHS	
30	BAHIAN	JOVELYN		SALUTA	Corporate Budget Analyst B	Permanent	22,149.00	7/18/2011	12 MONTHS	
31	BAHIAN	PAUL WISMAN		TOMAROY	Utility Worker A	Permanent	12,414.00	10/1/1997	12 MONTHS	
32	BALABA	JUANITO		REMLISAN	Water Maintenance Man C	Permanent	13,206.00	4/1/1992	12 MONTHS	
33	BARATAS	EDUARDO		DATAHAN	Water Maintenance Man B	Permanent	14,942.00	10/22/1992	12 MONTHS	
34	BASALAN	FATIMA		AUTOR	Property/Supply Officer B	Permanent	22,410.00	7/28/1998	12 MONTHS	
35	BATAR	GWENDOLYN		PADERANGA	Department Manager A	Permanent	92,108.00	9/27/1979	12 MONTHS	
36	BATAR	BIENVENIDO	JR.	VELEZ	Assistant General Manager B	Permanent	102,910.00	7/22/1982	12 MONTHS	
37	BAYRON	CIRILE		TAYPA	Water Maintenance Man C	Permanent	12,884.00	2/1/1995	12 MONTHS	
38	BEJA	RACHEL		MEJIAS	General Manager A	Permanent	114,981.00	4/1/1992	12 MONTHS	
39	BELLO	LIBERTINE		RETIRADO	Corporate Account Analyst	Permanent	24,799.00	12/1/1992	12 MONTHS	
40	BERNADEZ	ANTONIO		MACALAM	Utility Worker A	Permanent	12,013.00	10/10/1994	12 MONTHS	

page 17 of

ANNEX C



CAGAYAN DE ORO CITY WATER DISTRICT
Corrales Avenue, Cagayan de Oro City

PERSONNEL INVENTORY AS OF DECEMBER 31, 2018

	NAME OF EMPLOYEE				DESIGNATION	NATURE OF EMPLOYMENT	RATE PER MONTH	DATE OF EMPLOYMENT	EMPLOYED DURING THE YEAR	REMARKS
	LAST NAME	FIRST NAME	SUFFIX	MIDDLE NAME						
41	BERNARDO	MANUEL		REMONDE	Water Resources Facilities Operator A	Permanent	16,433.00	9/8/1993	12 MONTHS	
42	BONAYOG	DONY		PAASA	Water Resources Facilities Operator B	Permanent	14,459.00	6/6/1994	12 MONTHS	
43	BONDAL	MARITEL		DAING	Supervising Property/Supply Officer	Permanent	38,085.00	8/8/1984	12 MONTHS	
44	BONGABONG	ANECITA		POLINAR	Financial Planning Specialist B	Permanent	39,007.00	4/1/1983	12 MONTHS	
45	BONGCAYAO	CHARLES		BERDOL	Sr. Water Resources Facilities Optr A	Permanent	19,384.00	8/23/1990	12 MONTHS	
46	BONOTAN	SUSAN		MALAZARTE	Division Manager A	Permanent	73,299.00	9/25/1982	12 MONTHS	
47	BONSILAO	RODOLFO	JR.	BAGTASOS	Senior Plant Electrician/Mechanic B	Permanent	26,806.00	9/28/1999	12 MONTHS	
48	BONSILAO	RUBEN		BAGTASOS	Plant Mechanic B	Permanent	18,883.00	2/14/2005	12 MONTHS	
49	BORJA	SALLY		GUCE	Senior Industrial Nurse	Permanent	26,806.00	1/4/1999	12 MONTHS	
50	BRUCE	ROMMEL JIM		OTADOY	Customer Service Assistant A	Permanent	22,149.00	9/23/1999	12 MONTHS	
51	BUTRON	LYNDON		DACLAN	Division Manager A	Permanent	73,299.00	2/3/1992	12 MONTHS	
52	CABACTULAN	LINDA		DAHINO	Customer Services Officer A	Permanent	32,535.00	2/8/1989	12 MONTHS	
53	CABAHUG	JOJIE MAY		BIGCAS	Customer Service Officer A	Permanent	31,765.00	10/29/2013	12 MONTHS	
54	CABALLERO	ABNER		SALVADOR	Driver	Permanent	13,424.00	11/13/1978	12 MONTHS	
55	CABALLERO	BERNABE		SALVADOR	Welder B	Permanent	15,190.00	2/2/1979	12 MONTHS	
56	CABANA	CAMILO		VALLEJOS	Water Utilities Management Officer A	Permanent	33,724.00	6/8/1993	12 MONTHS	
57	CABANEZ	EMILIO		DAYATA	Driver	Permanent	13,424.00	10/18/1978	12 MONTHS	
58	CABATUAN	JAN CARLO		PACULAN	Engineer A	Permanent	26,494.00	12/1/2016	12 MONTHS	
59	CABUNOC	VIRGIE		JACUTIN	Collection Officer	Permanent	31,545.00	3/12/1984	12 MONTHS	
60	CAJELLA	ALEXANDER		SANCHEZ	Water Maintenance Man C	Permanent	12,990.00	1/14/1993	12 MONTHS	
61	CAINGLES	ARNOLD CHRISTOPHER		GUINITARAN	Senior Engineer A	Permanent	31,765.00	8/1/2015	12 MONTHS	
62	CALALIN	RAMON		ANINO	Water Maintenance Man C	Permanent	13,424.00	5/15/1991	12 MONTHS	
63	CAPINPUYAN	GRACE JOY		ELORDE	Senior Engineer A	Permanent	31,765.00	11/1/2013	12 MONTHS	
64	CARANG-CARANG	PANFILO		BALCURSA	Water Maintenance Head	Permanent	34,130.00	5/1/1978	12 MONTHS	
65	CARILLO	AGUSTIN		BABAYLAN	Water Maintenance Man B	Permanent	15,190.00	6/8/1981	12 MONTHS	
66	CASENAS	JOSEPH		DELIGERO	Procurement Officer B	Permanent	29,010.00	5/2/2011	12 MONTHS	
67	CASENAS	TORIBIO		UDARVE	Customer Service Officer A	Permanent	34,541.00	1/2/1978	12 MONTHS	
68	CASTRO	ANTHONY		VEDRA	Water Utilities Management Officer A	Permanent	31,765.00	1/1/2013	12 MONTHS	
69	CATEDRILLA	JOSE ROEL		LADROZA	Water Maintenance Man C	Permanent	12,884.00	4/11/1994	7 MONTHS & 6 DAYS	retired: 8/6/18
70	CHAN	JEANNIE		ELMIDO	Sr. Data Encoder Controller	Permanent	20,698.00	4/1/1992	12 MONTHS	
71	CHAN	GARY NICHOL		GALES	Sr. Computer Services Programmer	Permanent	34,130.00	4/3/1989	12 MONTHS	
72	CHIONG	FRANCES		CHATTO	Corporate Budget Specialist A	Permanent	39,007.00	9/22/1986	12 MONTHS	
73	CHIONG	ALLAN		DAANOY	Water Maintenance Head	Permanent	31,765.00	3/4/1996	12 MONTHS	
74	CHIONG	DANILO		VALLAR	Water Maintenance Man A	Permanent	17,369.00	5/13/1981	12 MONTHS	
75	CHIONG	EDITHO		VALLAR	Water Maintenance Man C	Permanent	12,990.00	9/2/1993	12 MONTHS	
76	CHIU	VANESSA		ACENAS	Supervising Collection Officer	Permanent	36,111.00	5/8/2006	12 MONTHS	
77	CLAUDEL	CHERIEL		ABUHAN	Senior Corporate Accountant C	Permanent	31,765.00	11/15/2014	12 MONTHS	
78	CORRIGEDOR	EDUARDO		BAHIA	Water Resources Facilities Optr B	Permanent	14,459.00	8/7/1994	12 MONTHS	
79	CORTEZ	ROGELIO		ANDRIANO	Utility Worker A	Permanent	12,414.00	1/24/1994	12 MONTHS	

page 18 of



CAGAYAN DE ORO CITY WATER DISTRICT
Corrales Avenue, Cagayan de Oro City

PERSONNEL INVENTORY AS OF DECEMBER 31, 2018

ID	NAME OF EMPLOYEE				DESIGNATION	NATURE OF EMPLOYMENT	RATE PER MONTH	DATE OF EMPLOYMENT	EMPLOYED DURING THE YEAR	REMARKS
	LAST NAME	FIRST NAME	SUFFIX	MIDDLE NAME						
80	DABA	GERALDINE		YRASTORZA	Computer Services Chief B	Permanent	41,413.00	4/27/1982	12 MONTHS	
81	DACER	LARRY		ROSAL	Senior Customer Service Officer B	Permanent	38,085.00	6/28/1994	12 MONTHS	
82	DADULAS	MARITES		UY	Clerk Processor B	Permanent	15,190.00	2/22/1988	12 MONTHS	
83	DAGASDAS	ROMEO		ACERO	Water Maintenance Man C	Permanent	13,206.00	5/15/1991	12 MONTHS	
84	DAGONDON	GIL EVAN		OLARTE	Water Resources Facilities Optr A	Permanent	16,433.00	6/16/1989	12 MONTHS	
85	DAGUIMOL	GEORGE		DOLUMBAL	Water Resources Facilities Optr B	Permanent	14,459.00	2/14/2005	12 MONTHS	
86	DAIGDIGAN	ALAN		BERONIO	Instrument Technician B	Permanent	14,578.00	1/24/1994	12 MONTHS	
87	DAISOG	ALBERTO		CAGNA-AN	Instrument Technician B	Permanent	15,190.00	11/7/1978	12 MONTHS	
88	DAYA	RICKY		FUENTES	Water Maintenance Man B	Permanent	14,459.00	8/14/1995	12 MONTHS	
89	DEDICATORIA	FLORENCE		TEJADA	Clerk Processor C	Permanent	13,424.00	8/22/1978	12 MONTHS	
90	DELFINO	ARTEMIO		ROMA	Water Maintenance Man B	Permanent	14,459.00	6/24/1993	12 MONTHS	
91	DELIMA	JUDEE		PONG	Liaison Aide	Permanent	12,884.00	12/5/1995	12 MONTHS	
92	DESEO	MARIA VIANNEY		UBALDE	Senior Engineer A	Permanent	31,765.00	9/15/2014	12 MONTHS	
93	DEVELO	AGALUNA		CABLINDA	Division Manager A	Permanent	73,299.00	7/26/1983	12 MONTHS	
94	DIAZ	QUENNY EARL		JACCOB	Senior Corporate Accountant C	Permanent	31,765.00	5/16/2016	12 MONTHS	
95	DIAZ	VIRGINIA		JACOB	Supervising Materials Planning Officer	Permanent	42,099.00	1/16/1989	12 MONTHS	
96	DY	ELIEZER		LABUSTRO	Water Utilities Management Officer A	Permanent	31,765.00	9/16/2016	12 MONTHS	
97	DOROMAL	JOFRAN		PEPITO	Customer Service Officer A	Permanent	31,765.00	10/20/1999	12 MONTHS	
98	DUMALE	RAUL		BUCHAN	Customer Service Officer A	Permanent	31,765.00	1/22/1996	12 MONTHS	
99	EBABACOL	REY		ANGELES	Customer Service Assistant A	Permanent	24,043.00	9/28/1982	12 MONTHS	
100	EBARAT	MA. ROWENA		VIRTUDAZO	Customer Service Officer A	Permanent	31,765.00	3/2/1995	12 MONTHS	
101	EBARAT	DOMINGO	JR.	CABALLERO	Senior Instrument Technician	Permanent	20,437.00	7/8/1998	12 MONTHS	
102	EBORA	ABRAHAM		SALCEDO	Customer Service Assistant A	Permanent	24,043.00	3/17/1980	12 MONTHS	
103	ECHANO	MOSES		MARTIR	Principal Engineer D	Permanent	42,730.00	3/9/1995	12 MONTHS	
104	EGARGO	AMALIA		MARTINEZ	Customer Service Officer A	Permanent	31,765.00	10/23/1978	12 MONTHS	
105	EMPLEO	JENNIE		LUCILLA	Principal Engineer D	Permanent	42,099.00	7/19/2004	12 MONTHS	
106	EÑOLA	EDGAR		IDOL	Clerk Processor B	Permanent	14,942.00	1/3/1996	12 MONTHS	
107	ESPERAS	ELMER		AMBE	Welder B	Permanent	14,699.00	2/15/1996	12 MONTHS	
108	ESPINOSA	ABNER		PACUMA	Precision Instrument Repair & Maintenance Serv. Chief	Temporary	29,010.00	1/8/1992	12 MONTHS	
109	ESTAÑO	ANNABELLE		DEL PUERTO	Division Manager A	Permanent	73,299.00	5/22/1981	12 MONTHS	
110	ESTAÑO	JULIETO		PASTOR	Sr. Water Resources Facilities Optr A	Permanent	19,898.00	11/27/1985	12 MONTHS	
111	ESTAÑO	LONDON		DEL PUERTO	Senior Engineer A	Permanent	31,765.00	9/15/2014	12 MONTHS	
112	ESTONILO	DANILO		GALLENES	Water Maintenance Man C	Permanent	13,424.00	6/14/1993	12 MONTHS	
113	ESTRADA	PETER	JR.	PACANA	Sr. Customer Service Officer	Permanent	38,543.00	7/12/1994	12 MONTHS	
114	FABIA	ZENON		ESTANILLA	Senior Welder	Permanent	18,217.00	3/21/1994	8 MONTHS & 15 DAYS	retired: 9/15/18
115	FELICILDA	CHARLITO		MABAYLAN	Utility Worker A	Permanent	12,414.00	10/1/1997	12 MONTHS	
116	FERIDO	RHONA KIM		UBAY-UBAY	Principal Engineer D	Permanent	42,099.00	9/1/2014	12 MONTHS	
117	FERNANDO	ROEL		ABRATIGUIN	Housekeeping Services Assistant	Permanent	14,459.00	7/1/1992	12 MONTHS	
118	FLOIRENDO	CECILE		ALCANTARA	Industrial Relations Mgmt Officer A	Permanent	29,359.00	1/25/1999	12 MONTHS	

page 19 of

ANNEX C



CAGAYAN DE ORO CITY WATER DISTRICT
Corrales Avenue, Cagayan de Oro City

PERSONNEL INVENTORY AS OF DECEMBER 31, 2018

	NAME OF EMPLOYEE				DESIGNATION	NATURE OF EMPLOYMENT	RATE PER MONTH	DATE OF EMPLOYMENT	EMPLOYED DURING THE YEAR	REMARKS
	LAST NAME	FIRST NAME	SUFFIX	MIDDLE NAME						
119	FLORES	ADELFA		LIM	Division Manager A	Permanent	73,299.00	9/13/1979	12 MONTHS	
120	FLORES	VERNIE		ACLAO	Water Maintenance Man A	Permanent	17,369.00	8/8/1978	12 MONTHS	
121	FRIAS	JILDRETH		PADINIT	Principal Engineer D	Permanent	42,099.00	10/29/2013	12 MONTHS	
122	GABATO	RONALD		TAYTAY	Utility Worker A	Permanent	12,414.00	7/21/1997	12 MONTHS	
123	GALARIO	NILO		ORDINAN	Water Maintenance Man A	Permanent	16,433.00	1/8/1992	12 MONTHS	
124	GALARRITA	REYVIC		PALASAN	Internal Control Officer A	Permanent	24,510.00	2/10/1997	12 MONTHS	
125	GALLARDO	DESIDERIO		INFIESTO	Water Maintenance Man C	Permanent	12,884.00	4/4/1994	12 MONTHS	
126	GALLEGO	ANGELITA		SAN JUAN	Water Maintenance Man C	Permanent	13,424.00	7/4/1994	12 MONTHS	
127	GALLEGO	FERDINAND		SABEJON	Customer Service Assistant E	Permanent	13,424.00	11/16/1988	12 MONTHS	
128	GAMBOA	FARAH ELIZABETH		BAUTISTA	Quality Control Officer	Permanent	41,413.00	5/17/1981	12 MONTHS	
129	GAYLO	ROMMEL		TABIAN	Water Maintenance Head	Permanent	32,147.00	2/1/1983	5 MONTHS	retired: 5/31/18
130	GAZO	JOVITO		AYOD	Water Resources Facilities Operator B	Permanent	14,459.00	4/24/2006	12 MONTHS	
131	GEMOTO	JIGGER		ESTANOL	Auto-Mechanic A	Permanent	17,937.00	4/24/2006	12 MONTHS	
132	GENTILES	DORIS		BAJE	Customer Service Assistant A	Permanent	22,149.00	5/13/1993	12 MONTHS	
133	GIMENA	JULIUS		BASADRE	Water Utilities Management Officer A	Permanent	31,765.00	9/16/2016	12 MONTHS	
134	GOYLAN	EDGARDO		PALMA	Light Equipment Operator	Permanent	15,066.00	4/4/1994	12 MONTHS	
135	GULIGADO	FERDINAND		GALARPE	Water Maintenance Man B	Permanent	15,190.00	3/11/1992	12 MONTHS	
136	HALIBAS	ROCEL		LOYOLA	Clerk Processor A	Permanent	17,369.00	6/26/1990	12 MONTHS	
137	HANGINAN	WEBSTER GERALD		BANGOY	Water Resources Facilities Operator A	Permanent	16,585.00	1/13/1997	12 MONTHS	
138	HAOS	AILEEN		BAYRON	Senior Laboratory Technician	Temporary	22,149.00	8/1/2015	12 MONTHS	
139	HITUTUANE	EDUARDO		TABIGUE	Water Maintenance Man C	Permanent	13,206.00	6/24/1992	12 MONTHS	
140	IBARRA	ALADIN		BANUAG	Sr. Water Utilities Management Officer A	Permanent	39,007.00	1/21/1992	12 MONTHS	
141	IBAYA	VIDIAMOR		ABREA	Sr. Cashier	Permanent	39,007.00	9/6/1986	12 MONTHS	
142	JABLA	GOLDENA		AGCOPRA	Customer Service Assistant C	Permanent	16,903.00	5/1/1980	12 MONTHS	
143	JAMERO	ANNIE		LABITAD	Senior Customer Service Officer	Permanent	39,477.00	8/1/1990	12 MONTHS	
144	JAMERO	JOEL		BACUS	Principal Engineer D	Permanent	42,099.00	12/18/1996	12 MONTHS	
145	JOAQUIN	CRIS REY		GALINEA	Draftsman A	Permanent	16,433.00	9/1/2009	12 MONTHS	
146	JUDITH	MARIA NANETH		FACTURA	Public Relations Officer A	Permanent	29,010.00	3/25/2010	12 MONTHS	
147	JUNTONG	ARCANGEL		LAGNAS	Plant Helper C	Permanent	13,424.00	3/16/1992	12 MONTHS	
148	KIUNISALA	MARY ROSE		ARRIOLA	Storekeeper B	Permanent	17,627.00	6/21/2007	12 MONTHS	
149	LACAYA	VEVENCIO	JR.	CASEÑAS	Water Resources Facilities Operator B	Permanent	14,459.00	3/11/1991	12 MONTHS	
150	LADERA	NIEVA		ADOR	Division Manager A	Permanent	73,299.00	3/15/1993	12 MONTHS	
151	LAGO	STEVE		TABOCLAON	Water Maintenance Man C	Permanent	13,424.00	5/15/1991	12 MONTHS	
152	LAO	CAROLINA		BACONGA	Department Manager A	Permanent	92,108.00	3/19/1986	12 MONTHS	
153	LARANJO	SULDIE		DAPANAS	Division Manager A	Permanent	73,299.00	1/16/1989	12 MONTHS	
154	LAREDE	ROMEO		RICO	Auto Repair Foreman	Permanent	28,759.00	10/28/1982	12 MONTHS	
155	LEGASPI	OLIVER MARIO		MONSANTO	Light Equipment Operator	Permanent	15,190.00	1/9/1989	12 MONTHS	
156	LIM	GIBSON		MABANSAG	Customer Service Officer B	Permanent	26,494.00	6/7/2007	12 MONTHS	
157	LINAAC	ELEZAR		JACUTIN	Department Manager A	Permanent	92,108.00	4/13/1981	12 MONTHS	

Page 20 of



CAGAYAN DE ORO CITY WATER DISTRICT
Corrales Avenue, Cagayan de Oro City

PERSONNEL INVENTORY AS OF DECEMBER 31, 2018

ID	NAME OF EMPLOYEE				DESIGNATION	NATURE OF EMPLOYMENT	RATE PER MONTH	DATE OF EMPLOYMENT	EMPLOYED DURING THE YEAR	REMARKS
	LAST NAME	FIRST NAME	SUFFIX	MIDDLE NAME						
158	LLENAS	MARIBETH		MARMITA	Clerk Processor C	Permanent	12,778.00	1/21/2010	12 MONTHS	
159	LOBIDO	ERWIN		LA VICTORIA	Water Resources Facilities Optr A	Permanent	16,585.00	10/2/1995	12 MONTHS	
180	LONNOY	GRACE ANGELI		GONZALES	Senior Computer Services Programmer	Permanent	32,147.00	10/1/2009	12 MONTHS	
181	MAAGAD	GERRY		BANUAG	Principal Engineer D	Permanent	46,720.00	3/19/1988	12 MONTHS	
182	MACALOLOT	ANNALYN		FLORENDO	Senior Research Analyst A	Permanent	31,765.00	5/16/2011	12 MONTHS	
183	MACMANG	MARLUNA		MONTESA	Technical Assistant A	Permanent	58,717.00	7/24/1997	12 MONTHS	
184	MADLA	FLISARDO		SANGHIRON	Water Maintenance Man C	Permanent	12,884.00	7/17/1995	3 MONTHS & 12 DAYS	retired: 4/13/18
185	MADRIGAL	ISIDRO	JR.	YOUNG	Auto-Mechanic C	Permanent	13,424.00	1/25/1994	12 MONTHS	
186	MAGALLANES	PEDRO		GAYLA	Water Maintenance Man A	Permanent	17,051.00	6/26/1978	12 MONTHS	
187	MAGNA	GERMAN		CUAY	Water Resources Facilities Operator B	Permanent	14,459.00	1/22/1996	12 MONTHS	
168	MASANGCAY	FELIX JOEY		MADDELA	Senior Office Equipment Technician A	Permanent	23,486.00	11/4/1999	12 MONTHS	
169	MASONGSONG	CECILE		SALCEDO	Procurement Assistant A	Permanent	18,575.00	4/27/1988	2 MONTHS & 14 DAYS	resigned: 3/15/18
170	MELLIJOR	PABLO		MAHUMOT	Utility Worker A	Permanent	12,313.00	8/6/1993	12 MONTHS	
171	MINDAJAO	VINCENT		MADRONERO	Water Maintenance Head	Permanent	31,765.00	4/12/1994	12 MONTHS	
172	MULAWAN	EMMANUEL		CAÑUSA	Senior Draftsman	Permanent	22,055.00	7/4/1990	12 MONTHS	
173	MUTIA	LILIBETH		ABIAN	Customer Service Officer A	Permanent	32,147.00	3/7/1995	12 MONTHS	
174	NAJEAL	EDNA		SALAZAR	Division Manager C	Permanent	73,299.00	5/23/1994	12 MONTHS	
175	NAMOCOT	NORIAN		CANTON	Cashier A	Permanent	31,765.00	1/10/1994	12 MONTHS	
176	NAPONE	TEODORO		DALAGAN	Housekeeping Services Assistant	Permanent	14,578.00	9/8/1982	12 MONTHS	
177	NAVARRO	ANALE		CABUSOG	Liaison Aide	Permanent	12,884.00	12/5/1995	12 MONTHS	
178	NERI	CARLITO		BALAORO	Corporate Budget Officer C	Permanent	24,224.00	2/28/2010	12 MONTHS	
179	NERI	SHARON		CHIONG	Supervising Records Officer	Permanent	38,085.00	2/10/1999	12 MONTHS	
180	NERI	JOY TERESA		GABE	Senior Quality Control Inspector	Permanent	33,323.00	9/22/1983	12 MONTHS	
181	NG	JANET		GUEVARA	Supervising Data Analyst Controller	Permanent	37,821.00	4/8/1981	12 MONTHS	
182	NG	WILFREDO	JR.	GUEVARA	Senior Engineer A	Permanent	31,765.00	10/1/2015	12 MONTHS	
183	NOBLE	SANDRA		DAING	Customer Service Assistant C	Permanent	17,369.00	1/2/1992	12 MONTHS	
184	OCCENA	ENRIQUE		DACULOS	Sr. Water Resources Facilities Optr A	Permanent	19,384.00	5/27/1991	12 MONTHS	
185	OLEGARIO	ELISA		NADUMA	Senior Accounting Processor A	Permanent	22,410.00	4/8/1992	12 MONTHS	
186	OLVIDA	JUDY		LIM	Cashiering Assistant	Permanent	16,433.00	5/2/2011	12 MONTHS	
187	ONDAP	MARILOU		BAJAS	Department Manager A	Permanent	92,108.00	7/5/1979	11 MONTHS & 20 DAYS	retired: 12/20/18
188	OREDINA	JOSEPH LOU		CUIZON	Transport Officer A	Permanent	29,359.00	7/18/2011	12 MONTHS	
189	ORLANDA	EMMANUEL		MABANTA	Water Maintenance Head	Permanent	31,765.00	1/13/1997	12 MONTHS	
190	ORTEGA	HEATHCLIFF		BARCERAS	Customer Service Officer B	Permanent	28,494.00	5/16/2016	12 MONTHS	
191	ORTEGA	MA. FE		MORALES	Cashier B	Permanent	26,494.00	3/14/1997	12 MONTHS	
192	PAAYAS	CRISTINO		OLEGARIO	Water Maintenance Man C	Permanent	13,424.00	1/24/1990	12 MONTHS	
193	PABILLARAN	ANTONIO		PASALLA	Water Maintenance Head	Permanent	32,147.00	3/11/1991	12 MONTHS	
194	PABORALINAN	RENE BOY		BASADRE	Water Maintenance Man C	Permanent	12,884.00	4/19/1994	12 MONTHS	
195	PACTOLERIN	LORETO	JR.	JADAP	Painter B	Permanent	12,414.00	4/7/1994	12 MONTHS	
186	PAIGALAN	ERLITO		BRUCE	Customer Service Assistant C	Permanent	17,369.00	4/10/1984	12 MONTHS	

page 21 of



CAGAYAN DE ORO CITY WATER DISTRICT

Corrales Avenue, Cagayan de Oro City

PERSONNEL INVENTORY AS OF DECEMBER 31, 2018

	NAME OF EMPLOYEE				DESIGNATION	NATURE OF EMPLOYMENT	RATE PER MONTH	DATE OF EMPLOYMENT	EMPLOYED DURING THE YEAR	REMARKS
	LAST NAME	FIRST NAME	SUFFIX	MIDDLE NAME						
197	PARREL	MICHAEL		CAMANOCAN	Sr. Water Resources Facilities Optr A	Permanent	18,883.00	1/15/1992	12 MONTHS	
198	PELISCO	PERCY		GINGONE	Customer Service Assistant A	Permanent	22,410.00	3/11/1983	12 MONTHS	
199	PEPITO	ATANCIO		GINGONE	Customer Service Assistant D	Permanent	14,459.00	11/22/1996	12 MONTHS	
200	PETERE	PEDRO		TENIO	Water Maintenance Man C	Permanent	12,884.00	6/1/1995	12 MONTHS	
201	PLATTAS	TITO		ELUMBARING	Plant Helper C	Permanent	13,206.00	6/14/1993	12 MONTHS	
202	QUIBLAT	MARISSA		CUAY	Senior Internal Control Officer A	Permanent	41,413.00	3/30/1987	12 MONTHS	
203	RAMIRO	MARISA MAY		LUGA	Cashier A	Permanent	31,765.00	10/16/1991	12 MONTHS	
204	RAMOSO	LYNDON		LACKER	Senior Engineer A	Permanent	33,724.00	6/5/1995	12 MONTHS	
205	RAPIRAP	RUEL		ANAY	Customer Service Officer B	Permanent	26,494.00	8/1/2001	12 MONTHS	
206	RATUNIL	MARK		JANOG	Water Resources Facilities Optr A	Permanent	16,433.00	7/19/1995	12 MONTHS	
207	REALISTA	ZALDY		GAMAYA	Driver	Permanent	13,424.00	1/15/1993	12 MONTHS	
208	RECTO	OMELFA		CASIÑO	Department Manager A	Permanent	92,108.00	8/1/1977	12 MONTHS	
209	REQUINO	JOSE	JR.	POLLEROS	Auto Mechanic C	Permanent	13,206.00	7/28/1998	12 MONTHS	
210	REYES	KHYRYLL MAE		ARBON	Senior Engineer A	Permanent	31,765.00	11/1/2013	12 MONTHS	
211	RIVERA	RODRIGO		PAUROM	Carpenter B	Permanent	12,620.00	9/4/1990	12 MONTHS	
212	ROA	RAYMOND		RAMIRO	Senior Water Utilities Mgmt Officer	Permanent	41,413.00	12/8/1986	12 MONTHS	
213	ROA	JEROME		ENTERINA	Water Resources Facilities Operator B	Permanent	14,459.00	4/24/2006	12 MONTHS	
214	RODRIGUEZ	JASMIN		AMPIT	Sr. Material Planning Officer	Permanent	35,624.00	9/26/1983	12 MONTHS	
215	ROMERO	ROGELYN		BELCIRA	Cashier C	Permanent	22,149.00	5/19/2011	12 MONTHS	
216	ROSETE	GROMICO		SAARENAS	Precision Instrument Repair & Maintenance Serv. Chief	Temporary	29,010.00	4/26/1989	12 MONTHS	
217	RUITA	LYRRALYN		ALCANTAR	Supervising Property/Supply Officer	Permanent	38,085.00	11/2/1993	12 MONTHS	
218	RUITA	LEO		NERI	Driver	Permanent	13,206.00	1/2/1996	12 MONTHS	
219	SABANAL	JOYCE		SASUMAN	Clerk Processor C	Permanent	13,424.00	10/8/1984	12 MONTHS	
220	SAGRADO	LADELE		ABARQUEZ	Division Manager A	Permanent	73,299.00	8/22/1994	12 MONTHS	
221	SAJOL	ADOLFO		BAILLO	Plant Helper C	Permanent	13,424.00	7/15/1982	8 MONTHS & 26 DAYS	retired: 9/27/18
222	SAJONIA	EDIBERT		QUERE-QUERE	Customer Service Officer A	Permanent	31,765.00	8/13/2001	12 MONTHS	
223	SALARDA	EULJUN		BACLAYON	Senior Engineer A	Permanent	31,765.00	5/16/2016	12 MONTHS	
224	SALAS	GLENN		NOVO	Sr Water Resources Facilities Optr A	Permanent	19,898.00	1/2/1976	12 MONTHS	
225	SALCEDO	RHEDIA MARTINIETTA		SEVILLANO	Division Manager A	Permanent	73,299.00	8/1/1985	12 MONTHS	
226	SALCEDO	FREDERICK		ESCALANTE	Driver	Permanent	13,424.00	5/13/1981	12 MONTHS	
227	SALCEDO	JORDAN		GANZAN	Welder A	Permanent	16,739.00	4/12/1994	12 MONTHS	
228	SALCEDO	NELSIE		MAAGAD	Senior Water Maintenance Man A	Permanent	22,410.00	10/18/1984	12 MONTHS	
229	SAN JUAN	ROLANDO		VALENZUELA	Water Maintenance Head	Permanent	34,541.00	11/17/1982	1 MONTH & 27 DAYS	retired: 2/26/18
230	SANDOVAL	ARNOLD		ARIOSA	Internal Control Officer A	Permanent	24,510.00	9/27/1999	12 MONTHS	
231	SARDA	DANILO		BULING	Water Maintenance Man C	Permanent	12,884.00	8/5/1994	12 MONTHS	
232	SAROL	FERNANDO	JR.	LUMACAD	Transport Maintenance Supervisor	Permanent	41,413.00	4/1/1992	12 MONTHS	
233	SECOR	REYNALDO	JR.	ALMONTERO	Senior Engineer A	Permanent	31,765.00	5/16/2016	12 MONTHS	
234	SEMAÑA	JOSEPHINE		CHAVEZ	Data Encoder Controller	Permanent	19,898.00	2/10/1986	12 MONTHS	
235	SEÑARA	RODOLFO		BAJAO	Water Maintenance Head	Permanent	32,147.00	3/11/1991	12 MONTHS	

page 22 of



CAGAYAN DE ORO CITY WATER DISTRICT

Corrales Avenue, Cagayan de Oro City

PERSONNEL INVENTORY AS OF DECEMBER 31, 2018

	NAME OF EMPLOYEE				DESIGNATION	NATURE OF EMPLOYMENT	RATE PER MONTH	DATE OF EMPLOYMENT	EMPLOYED DURING THE YEAR	REMARKS
	LAST NAME	FIRST NAME	SUFFIX	MIDDLE NAME						
236	SERIÑA	JOHN MICHAEL		PUYO	Cashier C	Permanent	22,149.00	10/29/2013	12 MONTHS	
237	SIAO	MENELEO	JR.	QUILANG	Water Maintenance Head	Permanent	33,724.00	3/17/1981	3 MONTHS & 7 DAYS	retired: 4/8/18
238	SILMA	JOVITO		MACAMAY	Water Maintenance Man C	Permanent	12,990.00	6/14/1993	12 MONTHS	
239	SIMBA	ROLAND		NERI	Driver	Permanent	12,884.00	6/1/1998	12 MONTHS	
240	SIMENE	JOHN ARIEL		YAPAO	Customer Service Officer A	Permanent	31,765.00	1/22/1996	12 MONTHS	
241	SIO	EPIFANIO		KAAMINO	Water Maintenance Man B	Permanent	14,459.00	3/11/1991	12 MONTHS	
242	STA. RITA	JUANITO	JR.	ABRIS	Water Maintenance Man C	Permanent	13,424.00	3/22/1993	12 MONTHS	
243	SUNIEL	RICHO		ARNALDO	Sr. Water Utilities Management Officer	Permanent	39,007.00	2/3/1992	12 MONTHS	
244	SURALTA	RAPHAEL		FUERTES	Senior Engineer A	Permanent	31,765.00	11/1/2013	12 MONTHS	
245	TAAL	WARREN JAY		LEGASPI	Laboratory Technician A	Permanent	18,883.00	1/15/1992	12 MONTHS	
246	TABIAN	ROGER		BUNA	Carpenter B	Permanent	12,313.00	5/24/1993	12 MONTHS	
247	TAGLUCOP	JOHN D EMEER		EBORA	Principal Engineer D	Permanent	42,099.00	3/16/1995	12 MONTHS	
248	TAÑA	RONNIE		OBIAL	Sr. Water Resources Facilities Optr A	Temporary	18,883.00	1/15/1992	12 MONTHS	
249	TEJADA	JULITO		BELARA	Welder B	Temporary	14,459.00	8/5/1994	12 MONTHS	
250	TEOPIZ	EARL JOHN		QUIDER	Senior Office Equipment Technician A	Temporary	22,149.00	5/1/2017	12 MONTHS	
251	TERRADO	ANGELA		SALCEDO	Cashier B	Permanent	27,122.00	9/7/1988	12 MONTHS	
252	TESORO	EDWARD		PAQUINO	Department Manager A	Permanent	92,108.00	10/1/1979	12 MONTHS	
253	TOCLE	NIKKO		MOLINA	Plant Electrician A	Permanent	22,149.00	1/1/2013	12 MONTHS	
254	TOLENTINO	NOREEN LAURENCE		NERI	Customer Service Assistant C	Permanent	17,369.00	5/4/1992	12 MONTHS	
255	TOLENTINO	ROSELYN		LIBRES	Senior Corporate Accountant A	Permanent	38,085.00	10/29/2013	12 MONTHS	
256	TONGCO	ALEX		TAMPUS	Instrument Technician B	Permanent	14,942.00	5/8/1992	12 MONTHS	
257	TORILLO	RUDY		UBAY-UBAY	Driver	Permanent	13,206.00	4/1/1992	12 MONTHS	
258	TORRES	FLORO	SR.	CAGUINDAGAN	Water Utilities Management Officer A	Permanent	32,147.00	2/17/1997	12 MONTHS	
259	TUVILLA	AMELITA VICTORIA		VILLARANDA	Division Manager C	Permanent	73,299.00	4/4/1984	12 MONTHS	
260	TUVILLA	EDGARDO		DADAY	Division Manager A	Permanent	73,299.00	4/1/1977	12 MONTHS	
261	UMARAN	LILIAN		ALCANTAR	Financial Planning Specialist B	Permanent	38,085.00	10/3/1999	12 MONTHS	
262	UMARAN	RONNIE	SR.	VALLEJOS	Water Maintenance Man B	Permanent	15,190.00	10/12/1986	12 MONTHS	
263	UY	NOEL		ROA	Water Resources Facilities Optr A	Permanent	16,585.00	8/8/1995	12 MONTHS	
264	UY	SANDY		TEH	Water Maintenance Man C	Permanent	13,206.00	2/15/1996	12 MONTHS	
265	VALDEHUEZA	ALNEL		OLEGARIO	Sr Water Utilities Management Officer	Permanent	40,433.00	1/21/1992	12 MONTHS	
266	VALENZUELA	MERLE CORAZON		ROXAS	Data Encoder Controller	Permanent	19,048.00	11/16/1990	12 MONTHS	
267	VASALLO	MA. EVELYN		OCIO	Head Cashier	Permanent	42,099.00	10/16/1989	12 MONTHS	
268	VILLANUEVA	EMETERIO		LUSTERIO	Customer Service Assistant C	Permanent	17,369.00	9/17/1990	12 MONTHS	
269	VILLAREAL	JOSEPH		CRUZ	Senior Instrument Technician	Permanent	22,055.00	2/2/1988	12 MONTHS	
270	VILLAREAL	NOEL		NAGAC	Driver	Permanent	13,206.00	3/22/1993	12 MONTHS	
271	VILLEGAS	GLORIA		HOJAS	Senior Property/Supply Officer A	Permanent	32,147.00	3/1/1993	12 MONTHS	
272	WAO	SHIRDY		EICHEM	Senior Customer Service Officer	Permanent	38,085.00	1/13/1997	12 MONTHS	
273	YAMBING	JOSEPH		SAMBAAN	Utility Worker A	Permanent	12,212.00	8/2/2001	12 MONTHS	
274	YAMUT	STEVE JERIC		NERI	Customer Service Assistant A	Permanent	22,410.00	12/7/1992	12 MONTHS	

page 23 of

ANNEX C



CAGAYAN DE ORO CITY WATER DISTRICT
Corrales Avenue, Cagayan de Oro City

PERSONNEL INVENTORY AS OF DECEMBER 31, 2018

page 24 of

	NAME OF EMPLOYEE				DESIGNATION	NATURE OF EMPLOYMENT	RATE PER MONTH	DATE OF EMPLOYMENT	EMPLOYED DURING THE YEAR	REMARKS
	LAST NAME	FIRST NAME	SUFFIX	MIDDLE NAME						
275	YANCHA	BERNARDO	JR.	BIONG	Public Relations Assistant B	Permanent	16,433.00	5/9/2005	12 MONTHS	
276	YAÑEZ	MERLINDA		CALUYA	Clerk Processor B	Permanent	15,190.00	6/17/1985	12 MONTHS	
277	YAÑEZ	ROLDAN		REYES	Water Maintenance Man C	Permanent	12,884.00	7/17/1995	12 MONTHS	
278	YAÑEZ	DANILO		ANTOLO	Utility Worker A	Permanent	12,414.00	3/11/1991	12 MONTHS	
279	YAÑEZ	TITO		CABATUAN	Water Maintenance Man B	Permanent	15,190.00	9/16/1982	12 MONTHS	
280	YAP	EDWIN		DY	Customer Service Assistant A	Permanent	24,043.00	5/10/1993	12 MONTHS	
281	YEBRON	PAUL GJHON		NOCHEFRANCA	Management Info/System Design Specialist B	Permanent	30,085.00	4/16/2007	12 MONTHS	
282	YOUNG	ANTONIO		BACSARPA	Division Manager A	Permanent	73,299.00	2/7/1994	12 MONTHS	
283	YUTE	TERTULIANO		PADILLA	Plant Electrician A	Permanent	24,043.00	5/27/1991	12 MONTHS	
284	ZAFRA	SERGIO		GUMAPON	Senior Engineer A	Permanent	32,926.00	4/8/1996	12 MONTHS	

005-18	8-Jan-18	Accept the explanation of extension of Metro Pacific Water (MPW) per letter dated December 31, 2017 on 'Notice of Initial Delivery Date' and authorize the General Manager, Rachel M. Beja to sign for and in behalf of COWD; Request the Management to convey the decision of the Board with instructions to ask the Joint Venture Corporation of the timeframe when delivery of 60 MLD shall commence after brought about by Typhoon Vinta; and to authorize the General Manager to follow up with Cagayan de Oro Bulk Water Inc. (COBI), which of the Three (3) Options the Joint Venture Corporation (JVC) shall choose to supply bulk water to the COWD per letter dated 3 November 2017.
006-18	8-Jan-18	Approve the recommendation of the Management for additional charges to the Disaster Risk Reduction Fund in the amount of One Million Two Hundred Thousand Pesos (Php1,200,000.00) to cover payments for financial assistance, token of appreciation and overtime pay and authorize the General Manager, Rachel M. Beja to disburse said amount for purposes stated.
007-18	17-Jan-18	Approve for the adaptation and implementation of National Budget Circular No.572 dated 3 January 2018 on the 'Third Tranche Compensation Adjustment for Civilian Personnel in the National Government effective January 1, 2018' pursuant to Executive Order No.201 dated 19 February 2016.
008-18	17-Jan-18	Approve the Memorandum of Understanding (MOU) by and between the Cagayan de Oro City Water District, City Government of Cagayan de Oro represented by the City Mayor Oscar S. Moreno thru the City Local Environment and Natural Resources Office (CLENRO) represented by its Officer-in-Charge Edwin I. Dael, the Batutay-Eba-Macopa Higaonon Farmers Association (BUEMAHIFA) represented by its President, Cresente A. Padrigano, the Barangay Council of Dansolihon represented by its Punong Barangay Gilbert D. Nacalaban relative to a ten (10) kilometer area for bamboo propagation and authorize the General Manager to sign the Memorandum of Understanding (MOU) for and in behalf of Cagayan de Oro City Water District (COWD).
009-18	17-Jan-18	Approve the recommendation of Management on the composition of the Joint Venture Selection Committee (JVSC) for the Septage Management Project of the Cagayan de Oro City Water District (COWD), as follows: Chairman : Engr. Bienvenido V. Batar, Jr. Vice-Chairman : Engr. Carolina B. Lao Legal : Authorize Representative from Office of the Government Corporate Counsel (OGCC) Technical : Engr. Antonio B. Young Engr. Edna S. Najeal Financial : Ms. Vanessa A. Chiu JEC : Ms. Ladelle A. Sagrado JVSC Secretariat: Engr. Euljun B. Salarda Ms. Katherine C. Susmiran
010-18	17-Jan-18	Approve the recommendation of Management for the renewal

		<p>of the composition of the Two (2) Bids and Awards Committee (BAC) and the Technical Working Group (TWG) effective January 1, 2018 unless earlier revoked, to wit:</p> <p>BID AND AWARDS COMMITTEE (BAC)</p> <p>1. SERVICES, CONSTRUCTION, SERVICE CONNECTION AND WATER SUPPLY MATEIRLAS Chairman : Engr. Bienvenido V. Batar, Jr. Vice Chairman : Engr. Nieva A. Ladera Members : Ms. Annabelle D. Estaño Engr. Lyndon D. Butron Ms. Susan M. Bonotan</p> <p>2. OFFICE, VEHICLE, EQUIPMENT, AND GENERAL SUPPLIES & MATERIALS Chairman : Engr. ELezar J. Linaac Vice Chairman : Ms. Omelfa C. Recto Members ; Engr. Carolina B. Lao Engr. Alex S. Abangan Ms. Suldie D. Laranjo</p> <p>Head, BAC Secretariat: Ms. Vanessa A. Chiu</p> <p>TECHNICAL WORKING GROUP: Chairman : Engr. Antonio B. Young Members : Engr. Gerry B. Maagad Ms. Adelfa L. Flores Engr. Joel B. Jamero Ms. Shirdy E. Wao</p>
011-18	17-Jan-18	Award to Envirokonsult Equipment and Services, Inc. as the supplier with the Single Calculated & Responsive Bid for the 'supply and delivery of 20 units SMS Data Logger' per specifications; for replacement of defective Data Logger and Pressure Monitoring at COWD Service Area, in the amount of Php1,922,712.00 and authorize the General Manager , Rachel M. Beja, to sign the Purchase order and other pertinent documents for and in behalf of Cagayan de Oro City Water District (COWD).
012-18	17-Jan-18	Award to Uni-Field Enterprises, Inc. as the supplier with the Lowest Calculated & Responsive Bid for '1 Lot Supply and Delivery of Mechanical Water Meters of Various Sizes' per specifications (5 th Rebidding for Lot No.14) for the implementation of NRW Reduction Program, in the amount of Php39,681,800.00 and authorize the General Manager, Rachel M. Beja to sign the Purchase Order and other pertinent documents for and in behalf of COWD.
013-18	17-Jan-18	Adopt the opinion of the Legal Counsel and approve the recommendation of the Bids and Awards Committee (BAC) to award to Gesalem Enterprises /Mystic Water Phil. Inc. as the Second Lowest Calculated and Responsive Bid for '1 Lot Supply, Delivery, Installation and Commissioning of Gas Chlorinating System' per specifications in the total amount of Php2,900,000.00 and authorize the General Manager, Rachel M. Beja to sign the Purchase Order and other pertinent documents for and in behalf of Cagayan de Oro City Water District (COWD).

014-18	17-Jan-18	Approve the amendment of Resolution No.067,s-2017 dated 1 June 2017 for the release of Sixty Million Two Hundred Seventy Eight Thousand Two Hundred Fifty Four Pesos (Php60,278,254.00) to support the water supply system projects in Cagayan de Oro City for displaced families affected by Typhoon Sendong in 2011 and further authorize the General Manager to sign pertinent documents in relation to the release of funds and perform other tasks required, for and in behalf of Cagayan de Oro City Water District (COWD).
015-18	17-Jan-18	Approve the recommendation of the Management for the foreign study/training of Ms. Marluna M. Macmang from 23 April 2018 to 11 May 2018 for a short course in 'Finance in the Water Sector' at UNESCO-IHE Institute of Water Education in Delft, Netherlands pursuant to the 'Guidelines on Attendance to Training, Conferences, Conventions & the Like' approved per Resolution No.028 dated 17 March 2011 as follows: a. Official Travel for the duration of 3-week short course; b. Allowable expenses for domestic travel from Cagayan de Oro to Manila and vice versa; c. Passport Fee, Visa Fee Less amount of 30 Euros and other related expenses.
016-18	05-Feb-18	Authorize the General Manager, Rachel M. Beja to issue and sign, in favor of the Joint Venture Company (JVC), Cagayan de Oro Bulk Water Inc. (COBI), the necessary Purchase Orders (PO) to cover for the supply and delivery of bulk water for CY 2018 from the period January 1, 2018 to December 31, 2018 to 60,000 cubic meters per day at Php16.00 per cubic meter in accordance with the Signed Bulk Water Supply Agreement, for and in behalf of Cagayan de Oro City Water District (COWD).
017-18	05-Feb-18	Confirm the award to CDO Electrocure Corporation Thru Negotiated Procurement – Emergency Cases for the following: 1. Supply, Delivery & Emergency Reconditioning/Rewinding of Electric Motors/Transformers damaged due to Typhoon Vinta per Purchase Requisition (PR) No.18-01-08-0001 with an Approved Budget for the Contract (ABC) of Php1,500,000.00 per Bids and Awards Committee (BAC) Resolution No.011,S-2018 dated 23 December 2017; 2. Supply, Delivery & Emergency Reconditioning for Gensets, Motors and Hoist at Production Department damaged due to Typhoon Vinta per PR.18-01-08-0003 with an ABC of Php5,337,600.00 per BAC Resolution No.020,S-2018 dated 23 December 2017.
018-18	05-Feb-18	Award to Genetian Builders as the bidder with the Single Calculated and Responsive Bid for the one (1) Lot Proposed Water Supply System with 113 Cubic Meter Elevated Water Tank for Xavier Ecoville, Lumbia, Cagayan de Oro City per specifications, in the amount of Php17,409,669.35 and authorize the General Manager, Rachel M. Beja to sign the Purchase Order and other pertinent documents, for and in behalf of Cagayan de Oro City Water District (COWD).
019-18	05-Feb-18	Hold on abeyance the approval of Management's recommendation for outsourcing of collection services of inactive accounts pending submission by the General Manager of the list of all accounts for collection to the Board for appropriate action.

020-18	05-Feb-18	Authorize the General Manager, Rachel M. Beja to place in temporary investment the amount of Thirty Million Pesos (Php30,000,000.00) for a period of 180 days at 1.500% interest per annum and sign pertinent banking documents for and in behalf of Cagayan de Oro City Water District (COWD).
021-18	05-Feb-18	Approve the recommendation of Management for the following herein listed personnel to attend seminar on 'Toyokeiki' Water Meter in Japan on the 2 nd week of April 2018 in view of the invitation from Uni-Field Enterprises, Inc. dated 19 January 2018 pursuant to Resolution No.028, S-2011 dated 17 March 2011 on 'Guidelines on Attendance to Training, Conferences, Conventions & the Like', to wit: <ol style="list-style-type: none"> 1. Engr. Moses E. Echano 2. Engr. Farah C. Bagares 3. Mr. Abner P. Espinosa 4. Mr. Domingo C. Ebarat, Jr.
022-18	21-Feb-18	Endorse to the Joint Venture Selection Committee (JVSC) Chairman Engr. Bienvenido V. Batar, Jr. the matters arising from the letter-reply of the Joint Venture Corporation, Cagayan de Oro Bulk Water Inc. (COBI) per letter dated 1 February 2018; and to submit report to the Board of Directors for appropriate action.
023-18	21-Feb-18	Approve and adopt the Merit Selection Plan of the Cagayan de Oro City Water District (COWD), copy hereto attached, pursuant to the provisions of Section 32, Chapter V, Title I Book V of the Administrative Code of 1987 (Executive Order No.292) and Civil Service Commission (CSC) Memorandum Circular (MC) No.3,S-2001 and CSC MC No.024, S-2017.
024-18	21-Feb-18	Approve and adopt the Revised Guidelines for Achiever's Award for 'Extraordinary Achievement' in line with the strategic initiative under the Learning and Growth Perspective pursuant to the COWD Program on Awards and Incentive for Service Excellence (PRAISE) Guidelines.
025-18	21-Feb-18	Award to Philippine Valve Manufacturing Company as the supplier with the Lowest Calculated & Responsive Bid for the 'supply and delivery of 3,771 pieces 15mmØ (R100)-Dn15 Mechanical Water Meters-Aqua jet Brand Model DS90Tar' per specifications, for the Second Semester requirement in the amount of Php4,253,688.00; and authorize the General Manager, Rachel M. Beja, to sign the Purchase Order and other pertinent documents, for and in behalf of Cagayan de Oro City Water District (COWD).
026-18	21-Feb-18	Approve the recommendation of the Management for the purchase of One (1) unit 10-cu.m Water Tanker; Two (2) units Light Cargo Truck – (6-wheeler Drop Side); One (1) unit Low Bed Cargo Truck – (6-wheeler); Four (4) units Jitney Type Vehicles (People & Equipment Transport); Nine (9) units Motorcycles; One (1) unit Mine Dump Truck; One (1) unit Backhoe/excavator/loader with breaker (0.50-0.75 cu.m bucket); One (1) unit Forklift (for very narrow isle), to be taken from the 2018 Approved Budget; and authorize the General Manager, Rachel M. Beja, to request authority from the Department of Budget and Management (DBM); Office of the President (OP) and Local Water Utilities Administration (LWUA) to procure the above listed vehicles and sign pertinent documents, for and in behalf of COWD.

027-18	21-Feb-18	Extend financial assistance to Bacuag Water District in the amount of Twenty Thousand Pesos (Php20,000.00) to help defray expenses in the rehabilitation of its damaged pumping facility brought about by Typhoon Basyang.
028-18	21-Feb-18	Remove the General Manager as signatory of all COWD Accounts effective 22 February 2018 thereby amending Resolution No.011, S-2015 dated 13 January 2015.
029-18	1-Mar-18	Designate Engr. Bienvenido V. Batar, Jr. as Acting General Manager effective 1 March 2018 giving him full authority to discharge the functions and responsibilities of said position.
030-18	1-Mar-18	Approve the Payroll Servicing Agreement by and between Cagayan de Oro City Water District (COWD) and Development Bank of the Philippines (DBP) for the services of a banking entity that will meet COWD's payroll servicing requirement and authorize the Acting General Manager, Bienvenido V. Batar, Jr. to sign the Payroll Servicing Agreement for and in behalf of COWD.
031-18	1-Mar-18	Cancel Resolution NO.026, S-2018 dated 21 February 2018 in view of the discrepancies in the vehicle specifications and funding allocation.
032-18	1-Mar-18	Approve the procurement of vehicles as herein listed in the amount of Php19,650,000.00 to be taken from the approved 2018 COWD Budget and authorize the Acting General Manager, Bienvenido V. Batar, Jr. to request authority from the Department of Budget and Management (DBM) to procure said vehicles for and in behalf of Cagayan de Oro City Water District (COWD).
033-18	1-Mar-18	Approve the use of Five Million Pesos (Php5,000,000.00) from the Disaster Risk Reduction Fund (DRRF) for the 'upgrading & elevating of Motor Control Panel at the Macasandig Booster Station' and authorize the Acting General Manager, Bienvenido V. Batar, Jr. to sign the pertinent documents & other related documents, for and in behalf of Cagayan de Oro City Water District (COWD).
034-18	1-Mar-18	Approve Cash Donation of Php20,000.00 to Camalig Water District to help defray expenses of the 90,000 evacuees housed in 78 evacuation centers in several towns in Albay due to Mount Mayon volcano eruptions; to be taken from the Corporate Social Responsibility (CSR) Budget.
035-18	1-Mar-18	Award to AJA NRW Solutions as the Single Calculated & Responsive Bid for the supply and delivery of one (1) Lot Push-In Service Connection Fittings in the amount of Php5,626,940.00 and authorize the Acting General Manager Bienvenido V. Batar, Jr. to sign the Purchase Order and other pertinent documents for and in behalf of Cagayan de Oro City Water District (COWD).
036-18	1-Mar-18	Authorize the Acting General Manager, Bienvenido V. Batar, Jr. to sign documents relative to the Php458 Million Term Loan with the Development Bank of the Philippines (DBP) thereby amending Resolution No.144, S-2016.

037-18	1-Mar-18	Authorize the Acting General Manager, Bienvenido V. Batar, Jr. to sign the Standby letter of Credit with the Development Bank of the Philippines (DBP) pursuant to Section 2.02 of the Joint Venture Agreement (JVA) signed by and among COWD, MetroPac Water Investments Corp. (MWIC) and MetroPac Cagayan de Oro Holdings, Inc. last 14 August 2017 thereby amending Resolution No.131,s-2017.
038-18	1-Mar-18	Direct Management to furnish the Board of directors with a Monthly Financial Report every 2 nd Board Meeting as soon as possible.
039-18	1-Mar-18	Approve and adopt a policy prohibiting meetings and planning sessions outside of Cagayan de Oro City unless these coincide during conventions and or seminars.
040-18	1-Mar-18	Approve and adopt a policy of hiring personnel in the COWD as follows: <ol style="list-style-type: none"> 1. All job applications shall be addressed to the General Manager and submitted to the Administrative Department Manager; 2. The Administrative Department Manager through the Human Resource Division (HRD) shall administer the qualifying examinations to applications; 3. The Administrative Department Manager shall recommend nominees for possible hiring to the Department Manager where vacancy is noted. 4. The General Manager exercises full authority in the selection and hiring process.
041-18	8-Mar-18	Authorize the Acting General Manager, Bienvenido V. Batar, Jr. to issue and sign , in favor of the Joint Venture Company (JVC); Cagayan de Oro Bulk Water Inc. (COBI), the necessary Purchase Orders (PO) to cover for the supply and delivery of bulk water for CY 2018 from the period January 1, 2018 to December 31, 2018 at 60,000 cubic meters per day at Php16.00 per cubic meter in accordance with the Signed Bulk Water Supply Agreement , for and in behalf of COWD thereby amending Resolution No.016, S-2018.
042-18	8-Mar-18	Authorize the Acting General Manager, Bienvenido V. Batar, Jr. to sign the Contract Agreement by and between COWD and Genetian Builders for the 'Proposed Waster Supply System with 113 cubic meter Elevated Water Tank for XU Ecoville Relocation Site in Lumbia' for and in behalf of COWD, thereby amending Resolution No.018, S-18 dated 05 February 2018.
043-18	8-Mar-18	Award to Philippine Valve Manufacturing Co. as the supplier with the Single Calculated & Responsive Bid for the 'supply and delivery of 1 Lot Pipeline Repair / installation Fittings', per specifications for the various pipeline repair/installation fitting requirements for the Second Semester, in the amount of Php2,018,088.00 and authorize the Acting General Manager, Bienvenido V. Batar, Jr. to sign the Purchase Order and other pertinent documents for and in behalf of COWD.
044-18	8-Mar-18	Declare the First Failure of Bidding for the 'supply and delivery of 1 Unit Brand New Light Cargo Truck (6-Wheeler Drop-side Truck)' per specifications and conduct Re-Bidding pursuant to Rule X, Section 35.1 (b) of the Revised Implementing Rules and Regulations (R-IRR) of RA 9184.

045-18	8-Mar-18	Direct Management to conduct another bidding for the 'supply and delivery of 1 Lot Service Connection Pipes' per specifications under PR No.17-11-01-056 with an Approved Budget for the Contract (ABC) of Php2,367,822.22.
046-18	8-Mar-18	Declare First Failure of Bidding for the supply and delivery of 'Two (2) units Brand New Light Cargo Truck (6-Wheeler with 5 Tons Water Tank Accessories)' per specifications and conduct Re-bidding pursuant to Rule X, Section 35.1(b) of the Revised Implementing Rules and Regulations (R-IRR) of RA 9184.
047-18	8-Mar-18	Approve the recommendation of Management of a special rate for One Oasis, a subdivision under Fillinvest Land, Inc. at 40% Commercial Rate and 60% Residential Rate for the year 2018 until the entire water system of the said subdivision is turned over to the COWD.
048-18	8-Mar-18	Approve and renew the Lease Contract agreement by and between the Cagayan de Oro City Water District (COWD) and Primestar Realty Development Inc. for rental of space intended for COWD Sub-Office in Tin-ao for the Year 2018 and authorize the Acting General Manager, Bienvenido V. Batar, Jr. to sign the Agreement for and in behalf of COWD.
049-18	8-Mar-18	<p>Approve the recommendation of Management for the composition of the Two (2) Bids and Awards Committee (BAC) effective 1 April 2018 unless earlier revoked as follows:</p> <ol style="list-style-type: none"> 1. Services, Construction, Service Connection and Water Supply Materials (BAC-A) <ul style="list-style-type: none"> Chairman : Engr. Elezar J. Linaac Vice Chairman : Engr. Nieva A. Ladera Members : Ms. Susan M. Bonotan Engr. Lyndon D. Butron Mr. Jose Jiselo P. Abragan 2. Office, Vehicle, Equipment, and General Supplies & Materials (BAC-B) <ul style="list-style-type: none"> Chairman : Ms. Omelfa C. Recto Vice Chairman : Engr. Carolina B. Lao Members : Engr. Alex S. Abangan Ms. Suldie D. Laranjo Ms. Annabelle D. Estano <p style="text-align: center;">Head, BAC Secretariat : Ms. Vanessa A. Chiu</p> <p>This resolution amends Resolution No.010, S-2018 dated 17 January 2018.</p>
050-18	8-Mar-18	<p>Approve the recommendation of Management for the composition of the Joint Venture Selection Committee (JVSC) for the Septage Management Project of the Cagayan de Oro City Water District (COWD), as follows:</p> <ul style="list-style-type: none"> Chairman : Engr. Elezar J. Linaac Vice Chairman : Engr. Carolina B. Lao Legal : Authorized Representative from Office of the Government Corporate Counsel (OGCC) –Atty. Medardo R. Devera Technical : Engr. Antonio B. Young Engr. Edna S. Najéal Financial : Ms. Vanessa A. Chiu IEC : Ms. Ladele A. Sagrado JVCS Secretariat : Engr. Euljun B. Salarda Ms. Katherine C. Susmيران

051-18	8-Mar-18	<p>Approve the recommendation of Management for the composition of the Personnel Selection Board (PSB) for Salary Grade 24 and below effective immediately as follows:</p> <p>Chairman : Engr. Carolina B. Lao Vice Chairman : Department Manager where vacancy is Members : Ms. Rhedia Martinietta S. Salcedo Engr. Antonio B. Young (FLOW) Ms. Vanessa A. Chiu (FLOW)</p> <p>This amends Resolution No.045, S-2011.</p>
052-18	8-Mar-18	<p>Designate Engr. Bienvenido V. Batar, Jr., Acting General Manager of COWD as Member of the Board of COBI in lieu of Rachel M. Beja effective immediately.</p>
053-18	8-Mar-18	<p>Approve the recommendation of Management for the composition of the Performance Management Team (PMT) of the Cagayan de Oro City Water District (COWD) effective immediately as follows:</p> <p>Chairman : Ms. Omelfa C. Recto Vice Chairman : Ms. Suldie D. Laranjo Members : Ms. Rhedia Martinietta S. Salcedo Engr. Antonio B. Young (FLOW) Engr. Edgardo D. Tuvilla</p>
054-18	8-Mar-18	<p>Approve the Memorandum of Understanding (MOU) by and between the Cagayan de Oro City Water District (COWD) and Robinsons Land Corporation (RLC) represented by its General Manager, Corazon L. Ang Ley for the water system inside the entire subdivision of Fresno Subdivision located at Barangay Lumbia and authorize the Acting General Manager Bienvenido V. Batar, Jr. to sign the MOU for and in behalf of COWD.</p>
055-18	4-Apr-18	<p>Approve the Memorandum of Understanding (MOU) by and between the COWD and Fino Land Inc. represented by its General Manager, Voltaire Antonio M. Flores for the water supply system inside the entire subdivision of St. Francis Heights Subdivision located at Masterson's Avenue, Upper Carmen, this city and authorize the Acting General Manager Bienvenido V. Batar, jr. to sign the MOU for and in behalf of COWD.</p>
056-18	4-Apr-18	<p>Approve the Deed of Donation and Acceptance by and between COWD and National Housing Authority (NHA) represented by its Acting General Manager, Marcellino P. Escalada, Jr. for the completed Water Supply System (WSS) and Two (2) lots at NHA-CDO Bayanihan Village Phase 1 located at Macapaya , Camaman-an this City and authorize the Acting General Manager Bienvenido V. Batar, Jr. to sign the Deed for and in behalf of COWD.</p>
057-18	4-Apr-18	<p>Award to Unifield Enterprises Inc. as the supplier with the Single Calculated and Responsive Bid for the 'supply and delivery of 1 Lot Electromagnetic Water Meters', per specifications for the Second Semester requirement, in the amount of Php1,861,834.13 and authorize the Acting General Manager, Bienvenido V. Batar, Jr. to sign the Purchase Order and other pertinent documents for and in behalf of COWD.</p>

058-18	4-Apr-18	Award to Balfront Industries & Equipment Corporation as the supplier with the Lowest Calculated and Responsive Bid for '1 Lot supply and delivery of 1 Unit Brand New Light Cargo Truck-6-Wheeler Dump Truck-Isuzu Brand N-Series', per specifications, in the amount of Php3,515,853.65 and authorize the Acting General Manager, Bienvenido V. Batar, jr. to sign the Purchase Order and other pertinent documents for and in behalf of COWD.
059-18	4-Apr-18	Award to Up-Town Industrial Sales, Inc. as the supplier with the Lowest Calculated Bid for '1 Lot supply an delivery of Galvanized Steel Service Connection Fittings & Materials', per specifications in the amount of Php3,118,857.50 and authorize the Acting General Manager, Bienvenido V. Batar, Jr. to sign the Purchase Order and other pertinent documents for and in behalf of COWD.
060-18	4-Apr-18	Declare First Failure of Bidding for the 'supply and delivery of 1 Lot Service Connection Control Fittings' per PR No.17-11-01-057 and conduct Re-bidding pursuant to Rule X, Section 35.1 (b) of the Revised Implementing Rules and Regulations (R-IRR) of RA 9184.
061-18	4-Apr-18	Declare First Failure of Bidding for the 'supply and delivery of 1,200 tanks gas chlorine', per specifications per PR No.18-01-08-010; and conduct Re-bidding pursuant to Rule X, Section35.1 (b) of the Revised Implementing Rules and Regulations (R-IRR) of RA 9184.
062-18	4-Apr-18	Update the signatory of LWUA-COWD Joint Savings Account enumerated herein and authorize the Acting General Manager, Bienvenido V. Batar, Jr. to sign checks deposited in and withdrawn against said account and to perform other related official transactions, for and in behalf of COWD, as follows: <ul style="list-style-type: none"> 1. LWUA-COWD Joint Savings Account with the Development Bank of the Philippines (DBP)-Cagayan de Oro Branch per Savings Account No.0810-027356-030; 2. LWUA-COWD Joint Savings Account at Landbank-Velez Branch per Savings Account No.2411-0292-31. <p>This cancels Resolution No.035, S-2013 dated 2 April 2013 and Resolution No.004, S-2015 dated 5 January 2015.</p>
063-18	4-Apr-18	Declare First Failure of Bidding for '1 Lot printing services to COWD for Two-Year Contract' per PR No.18-01-02-005 with an Approved Budget for the Contract (ABC) of Php2,454,364.50 and recommend for re-bidding pursuant to Rule X, Section 35.1 (b) of the Revised Implementing Rules and Regulations (R-IRR) of RA 9184.
064-18	11-Apr-18	Declare Second Failure of Bidding for '1 Lot Proposed Transmission Line and Distribution Line with Mother Meter' per specifications per PR No.17-02-07-011 for Phase 3 CDORSHP Relocation Site in Calaanan, this city with an Approved Budget for the Contract (ABC) of Php7,121,732.00 and conduct 3 rd re-bidding pursuant to Rule X, Section 35.1 (b) of the Revised Implementing Rules and Regulations (R-IRR) of RA 9184.

065-18	11-Apr-18	Avail of the new services offered by the Development Bank of the Philippines (DBP) and enroll in Digital Banking Portal specifically on Standard Services and Disbursement Services and authorize the Acting General Manager, Bienvenido V. Batar, Jr. to sign the Master Agreement for Digital Banking Portal and authorize the corresponding list of users herein enumerated, for and in behalf of COWD.
066-18	30-Apr-18	Approve the recommendation of Management for the grant and release of 2017 Collective Negotiation Agreement (CNA) Incentive in the total amount of Php11,972,570.26 of which employees shall receive an amount not exceeding Php25,000.00 per DBM Guidelines; to be taken from the MOOE Savings for CY 2017.
067-18	30-Apr-18	<p>Authorize the <i>General Manager</i>, Bienvenido V. Batar, Jr. to place in temporary investment the amount of Thirty Million Pesos (Php30,000,000.00) with an option for renewal, broken down as follows:</p> <ol style="list-style-type: none"> 1. CAPITAL IMPROVEMENT FUND @ DBP-Corrales of Php10,000,000.00 per Acct. No. 0810-027324-030; 2. GENERAL FUND @ DBP-Corrales of Php10,000,000.00 per Acct. No. 0810-020011-030; 3. GENERAL FUND @ DBP-Capistrano of Php10,000,000.00 per Acct. No. 0811-002060-080; <p>with the Development Bank of the Philippines (DBP) for 180 days @ 1.500% per annum and sign pertinent banking documents for and in behalf of COWD.</p>
068-18	30-Apr-18	<p>Declare First Failure of Bidding for the supply, delivery and commissioning of 1 Lot Automation of Balulang Booster Station under PR No. 17-12-08-0181 and conduct re-bidding on the ground that the supplier is a non-responsive bidder;</p> <p>Authorize Management to conduct Second Re-Bidding to Rule X, Section 35.1(b) of the Revised implementing rules and Regulations (R-IRR) of RA 9184.</p>
069-18	30-Apr-18	<p>Declare First Failure of Bidding for 1 Lot 200mmØ and 100mmØ Pipeline Extension and Interconnection per PR No.18-03-07-0041 and conduct re-bidding on the ground that no supplier has participated in bidding;</p> <p>Authorize Management to conduct Second Re-Bidding to Rule X, Section 35.1(b) of the Revised implementing rules and Regulations (R-IRR) of RA 9184.</p>
070-18	30-Apr-18	<p>Declare First Failure of Bidding for 1 Lot 200mmØ Transmission Line and Interconnection at Barangay Lumbia, Cagayan de Oro City per PR No.18-01-07-0006 and conduct re-bidding on the ground that no supplier has participated in the bidding thus no bids are received;</p> <p>Authorize Management to conduct Second Re-Bidding to Rule X, Section 35.1(b) of the Revised implementing rules and Regulations (R-IRR) of RA 9184.</p>

071-18	30-Apr-18	Award to <i>Barkadahan Young Builders, Inc.</i> as the supplier with the <i>Single Calculated and Responsive Bid</i> for the 'procurement of 1 Lot Retrofitting of COWD Building Façade (Front and Sides)', per specifications in the amount of Php2,989,854.63 and authorize the <i>Acting General Manager</i> , Bienvenido V. Batar, Jr. to sign the <i>Purchase Order</i> and other pertinent documents for and in behalf of COWD.
072-18	30-Apr-18	Award to <i>Gesalem Enterprises/Escon Enterprises</i> as the supplier with the <i>Single Calculated and Responsive Bid</i> for the 'procurement of 1 Lot Supply, Delivery & Commissioning of Chlorine Dioxide Generator', per specifications in the amount of Php1,450,000.00 and authorize the <i>Acting General Manager</i> , Bienvenido V. Batar, Jr. to sign the <i>Purchase Order</i> and other pertinent documents for and in behalf of COWD.
073-18	30-Apr-18	Award to <i>Infinitecare Technology Solutions, Inc.</i> as the supplier with the <i>Single Calculated and Responsive Bid</i> for the 'procurement of 1 Lot Office Furniture Systems (Admin. Department)', per specifications in the amount of Php1,998,000.00 and authorize the <i>Acting General Manager</i> , Bienvenido V. Batar, Jr. to sign the <i>Purchase Order</i> and other pertinent documents for and in behalf of COWD.
074-18	30-Apr-18	Award to <i>Envirokonsult Equipment & Services, Inc.</i> as the supplier with the <i>Single Calculated and Responsive Bid</i> for the 'supply and delivery of 15 pieces Pressure and Flow Data Logger, per specifications in the amount of Php1,212,217.00 and authorize the <i>Acting General Manager</i> , Bienvenido V. Batar, Jr. to sign the <i>Purchase Order</i> and other pertinent documents for and in behalf of COWD.
075-18	30-Apr-18	Confirm the appointment of Engr. Antonio B. Young as Officer-in-Charge of the Administrative Department, effective May 1, 2018.
076-18	30-Apr-18	Approve the recommendation of Management for Engr. Euljun P. Salarda to attend the Knowledge Co-Creation Program through JICA's private partnership collaboration scheme with Hinode Sangyo in Japan on June 25, 2018 to June 30, 2018 in view of the invitation from JICA Philippines dated 20 April 2018 pursuant to Resolution No.028,s-2011 dated 17 March 2011 on 'Guidelines on Attendance to Training, Conferences, Conventions & the Like'.
077-18	07-May-18	Approve the recommendation of Management for the grant and to provide one (1) water meter with a free minimum thirty (30) cubic meters per month to the lot owner, GENIFER PACHECO PASAMONTE and shall pay for the excess of the thirty (30) cubic meter utilized and to authorize the Acting General Manager, Engr. Bienvenido V. Batar, Jr. to sign the Easement Agreement for and in behalf of Cagayan de Oro City Water District.
078-18	07-May-18	Authorize the release Mid-Year Bonus to all employees of the District who have rendered actual service while occupying a regular, contractual or casual position, pursuant to the Modified Salary Schedule for Civilian and Government Personnel as authorized under Executive Order No. 201 dated 19 February 2016 and National Budget Circular No. 572 dated 03 January 2018 amounting to Php10,188,210.08; to be released not earlier than 15 May 2018.

079-18	07-May-18	Authorize the <i>Acting General Manager</i> , Engr. Bienvenido V. Batar, Jr., for emergency purchase of 1 unit Submersible Motor, 8 diameter, 100 HP per specification under PR no. 18-04-08-068 for Balulang Pumping Station amounting to Five Hundred Thousand Pesos Only (Php500,000.00) charged to Contingency Fund in order to restore vital public service/public utilities and adopt Section 53.2 of the <i>Implementing Rules and Regulations (IRR)</i> of Republic Act 9184 or the 'Government Procurement Reform Act'.
080-18	17-May-18	Declare Second Failure of Bidding for the 1 Lot Printing Services to COWD for Two-Year Contract per specifications under PR#18-01-02-005; and to conduct Negotiated Procurement pursuant to the Revised Implementing Rules and Regulations (R-IRR) of RA 9184, Rule XVI, Section 53.1. Authorize Management to conduct Alternative Method of Procurement – Negotiated Procurement under Section 53.1 (Two-Failed Bidding), Rule X of RA 9184.
081-18	17-May-18	Declare Second Failure of Bidding for the 1 Lot Supply & Delivery of 2 units' brand New Light Cargo Truck- 6 Wheeler with 5 Tons Water Tanker and Accessories per specifications under PR#17-12-04-262; and to conduct Negotiated Procurement pursuant to the Revised Implementing Rules and Regulations (R-IRR) of RA 9184, Rule XVI, Section 53.1 Authorize Management to conduct Alternative Method of Procurement – Negotiated Procurement under Section 53.1 (Two-Failed Bidding), Rule X of RA 9184.
082-18	17-May-18	Declare First Failure of Bidding for the 1 Lot Proposed Civil Works Support Facilities for PW#33 per specifications under PR#18-01-07-0004 on the ground that no supplier has participated in the bidding; Authorize Management to conduct Second Re-Bidding to Rule X, Section 35.1(b) of the Revised implementing rules and Regulations (R-IRR) of RA 9184.
083-18	17-May-18	Declare First Failure of Bidding for the Procurement of 1 Lot Proposed Replacement of Existing Big Mechanical Meters w/50mmΦ Electromagnetic Flowmeters per specifications under PR#18-01-07-03 on the ground that no supplier has participated in the bidding; Authorize Management to conduct Second Re-Bidding to Rule X, Section 35.1(b) of the Revised implementing rules and Regulations (R-IRR) of RA 9184.
084-18	28-May-18	Authorize Judge Dominador R. Isidoro, Jr. of the Office of the Government Counsel to write a letter to Philippine Competition Commission (PCC) relative to the status of the complaint filed by three (3) City Councilors of Cagayan de Oro City for a Motu Proprio Investigation on the Joint Venture (JV) Agreement between the Cagayan de Oro City Water District (COWD) and Metro Pac Water Investment Corporation (MWIC).

085-18	28-May-18	<p>Declare Second Failure of Bidding for the Supply and Delivery of 1 Lot UPVC and 1 Lot BI Transmission/Distribution Pipes per specifications under PR Nos. 17-02-01-022 and 17-11-01-050; and to conduct Negotiated Procurement pursuant to the Revised Implementing Rules and Regulations (R-IRR) of RA 9184, Rule XVI, Section 53.1.</p> <p>Authorize Management to conduct Alternative Method of Procurement – Negotiated Procurement under Section 53.1 (Two-Failed Bidding), Rule X of RA 9184.</p>
086-18	28-May-18	<p>Approve amendment of Resolution No. 049, S-2013 for the Merchant Agreement between the Development Bank of the Philippines (DBP) and Cagayan De Oro City Water District (COWD) for the Provision of its Banking Services with the Installation of Point-Of-Sales (POS) Terminals and Internet Payment Gateway (IPG) to <i>Include in the Coverage of the Agreement Acceptance of Mastercard Card Payments</i> through the use of the POS Terminals and further authorize the Acting General Manager, Engr. Bienvenido V. Batar, Jr., to sign the said <i>Agreement</i> for and in behalf of COWD.</p>
087-18	28-May-18	<p>Approve the Memorandum of Agreement (MOA) by and between the Cagayan de Oro City Water District (COWD) and Xavier Science Foundation relative to the project entitled "Establishing Community-based Forest Rehabilitation thru Payment for Ecosystem Services (ECO-PES) amounting to One Million Pesos over a period of Five (5) years and to sign the Memorandum of Agreement (MOA) for and in behalf of COWD.</p>
088-18	28-May-18	<p>Approve the <i>Renewal of Memorandum of Agreement (MOA)</i> by and between <i>Cagayan de Oro City Water District (COWD)</i> represented by the <i>Acting General Manager, Engr. Bienvenido V. Batar, Jr.</i> and <i>Cagayan de Oro Polymedic General Hospital (CDO Polymedic)</i> represented by the <i>Hospital Administrator, Dr. Josephine G. Go</i> relative to services and facilities that may be availed of by COWD employees subject to the Terms and Conditions stated therein and authorize the <i>Acting General Manager</i> to sign the MOA for and in behalf of COWD.</p>
089-18	28-May-18	<p>Approve the amendment of Resolution 076, s-2018 and specifying that the Cagayan de Oro City Water District (COWD) will not be spending any amount for the travel of Engr. Euljun P. Salarda to attend the Knowledge Co-Creation Program through JICA's private partnership collaboration scheme with Hinode Sangyo in Japan on June 25, 2018 to June 30, 2018 in view of the invitation from JICA Philippines dated 20 April 2018 pursuant to Resolution No.028,s-2011 dated 17 March 2011 on 'Guidelines on Attendance to Training, Conferences, Conventions & the Like'.</p>
090-18	28-May-18	<p>Confirm the authority for the Acting General Manager Bienvenido V. Batar, Jr. to open a separate account for proper accounting of funds and reconciliation purposes with Development Bank of the Philippines (DBP) Cagayan de Oro Branch solely intended for the release of Php60,278,254.00 from LWUA to support the water supply system projects intended for the displaced families in Cagayan de Oro City caused by Typhoon Sendong in 2011 and further authorized the Acting General Manager, Engr. Bienvenido V. Batar, Jr. to sign any pertinent documents for and in behalf of COWD.</p>

091-18	6-June-18	Award to <i>Keylargo Industrial Sales</i> as the supplier with the <i>Single Calculated and Responsive Bid</i> for the 'procurement of 1 Lot Supply, Delivery, Installation and Commissioning of Motor Control Center for Macasandig Booster Station', per specifications under PR#18-02-08-0013 in the amount of Php4,978,000.00 and authorize the <i>Acting General Manager, Bienvenido V. Batar, Jr.</i> to sign the <i>Purchase Order</i> and other pertinent documents for and in behalf of COWD.
092-18	6-June-18	Declare Second Failure of Bidding for the Supply and Delivery of 1 Lot Plastic Service Connection Fittings per specifications under PR Nos.17-11-01-058; and to conduct Negotiated Procurement pursuant to the Revised Implementing Rules and Regulations (R-IRR) of RA 9184, Rule XVI, Section 53.1. Authorize Management to conduct Alternative Method of Procurement – Negotiated Procurement under Section 53.1 (Two-Failed Bidding), Rule X of RA 9184.
093-18	6-June-18	Authorize Engr. Bienvenido V. Batar, Jr. to transact business with SUN Cellular Communication Company for the availment of 100 Sun Cellular Plans with Php199.00 monthly Service Fee for each Plan intended for 100 Monitoring Points using Data Loggers for a Total of Php19,900.00 per month to be taken from the 2018 Communication Expenses Budget of the Administrative Department; and further to authorize the Acting General Manager to sign pertinent documents for and in behalf of COWD.
094-18	6-June-18	Approve the budget and schedule of activities for the 45th COWD Anniversary Celebration in the amount of P1,200,000.00 to cover the expenses for the Slogan Contest, Community Outreach, Thanksgiving Mass, Motorcade, Anniversary Opening/Unveiling, Open House, Anniversary Raffle for the 45 lucky customers, Medical Mission, blessing of COWD Facility: PW#31, and Anniversary Program to be taken from the 2018 COWD Anniversary Budget.
095-18	13-June-18	Authorize the Acting General Manager, Bienvenido V. Batar, Jr. to sign the verified petition and other pertinent documents for and in behalf of COWD relative to the Electronic Titling of 31 COWD Lot Titles which will be filed before the Registry of Deed pursuant to the Land Registration Circular No.27-2011 prescribing the "Implementation of the LRA Voluntary Titles into Electronic Certificated of the title upon request of the Register Owner or Other Client representing the Registered Owner, or his/her interest thereof".
096-18	13-June-18	Approve the <i>Deed of Usufruct</i> by and between the <i>Cagayan de Oro City Water District</i> and <i>LGU Cagayan de Oro City</i> for the possession, use, enjoyment and management of a 2,500 square meter portion of parcel of land identified as Lot 20450-C-1, CAD.369-D located at Barangay Lumbia, Cagayan de Oro City; and authorize the Acting General Manager, Bienvenido V. Batar, Jr. to sign the <i>Deed of Usufruct</i> for and in behalf of COWD.
097-18	13-June-18	Approve the <i>Deed of Usufruct</i> by and between the <i>Cagayan de Oro City Water District</i> and <i>LGU Cagayan de Oro City</i> for the possession, use, enjoyment and management of a 2,500 square meter portion of parcel of land identified as Lot 18283-B, CAD.237 located at Barangay Canitoan, Cagayan de Oro City; and authorize the Acting General Manager, Bienvenido V. Batar, Jr. to sign the <i>Deed of Usufruct</i> for and in behalf of COWD.

098-18	13-June-18	Allow <i>Manila Water Philippine Ventures, Inc. (MWPV)</i> to conduct a due diligence study at no cost to Cagayan de Oro City Water District (COWD) that will benefit COWD and its customers.
099-18	13-June 18	Authorize the Acting General Manager, <i>Bienvenido V. Batar, Jr.</i> to sign the Partnership Agreement for and in behalf of <i>Cagayan de Oro City Water District</i> with <i>Vitens Evides International (VEI)</i> , <i>Unifrutti Tropical Philippines, Inc./Mt. Kitanglad Agri-Ventures Incorporated (UTPI-MKAVI)</i> , <i>Wetlands International (WI)</i> , the <i>Netherlands Red Cross (NLRC)</i> , and <i>FRRL Industrial Trading Corporation</i> relative to a partnership for Sustainable Water Supply: Ridge to Coast, Rain to Tap Project Implementation.
100-18	12-July-18	Declare the position of the General Manager as Vacant and cause the publication of the vacancy of the said position with the qualification requirements in at least three (3) conspicuous places for a period of at least ten (10) calendar days for National Government Agencies (NGAs), state universities and colleges (SUCs), and Government-owned or Controlled Corporations (GOCCs) with original charters in accordance with RA No.7041 and its implementing guidelines, and not less than fifteen (15) calendar days for local government units pursuant to Section 80(a), title Three, Book I, RA No.7 7160, and Rule VII hereof.
101-18	12-July-18	Approved the renewal Memorandum of Agreement (MOA) by and between the Cagayan de Oro City Water District (COWD) and Development Bank of the Philippines (DBP)- Capistrano Branch on deposit Pick-up arrangement with COWD's Kauswagan, Corrales and Macasandig Branch and to authorize Engr. <i>Bienvenido V. Batar, Jr.</i> , Acting General Manager to sign the Memorandum of Agreement (MOA) for and in behalf of COWD.
102-18	12-July-18	<p>Authorize the <i>General Manager</i>, <i>Bienvenido V. Batar, Jr.</i> to place in temporary investment the amount of Seventy Nine Million Pesos (Php79,000,000.00) with an option for renewal, broken down as follows:</p> <ol style="list-style-type: none"> 1. CAPITAL IMPROVEMENT FUND AT DBP-Corrales of Php10,000,000.00 per Acct. No. 0810-027324-030; 4. EXPENSE & OPERATING RESERVE AT DBP-Corrales of Php445,828.64 per Acct. No. 0810-020010-030; 5. RTC FUNDS AT DBP-Corrales of Php784,480.29 per Acct. No. 0810-020015-030; 6. WSS PROJECT (SENDONG 2) AT DBP-Corrales per Acct. NO.1425-810-1 <p>with the Development Bank of the Philippines (DBP)- Corrales Branch for 180 days @ 1.500% per annum and to authorize the Acting General Manager, <i>Bienvenido V. Batar, Jr.</i> to sign pertinent banking documents for and in behalf of COWD.</p>
103-18	12-July-18	Award to <i>Wizmaster Computer Sales and Services, Inc.</i> as the supplier with the <i>Single Calculated and Responsive Bid</i> for the '1 lot printing services to COWD for two-year contract', per specifications under PR No.18-01-02-005 in the amount of Php2,438,120.00 and authorize the <i>Acting General Manager</i> , <i>Bienvenido V. Batar, Jr.</i> to sign the <i>Purchase Order</i> and other pertinent documents for and in behalf of COWD.

104-18	12-July-18	Award to <i>Jedaric Chemicals Co., Inc.</i> as the supplier with the <i>Single Calculated and Responsive Bid</i> for the 'Supply and Delivery of 1, 200 tanks Chlorine Gas ', per specifications under PR No.18-01-08-0010 in the amount of Php7,337,472.00 and authorize the <i>Acting General Manager</i> , Bienvenido V. Batar, Jr. to sign the <i>Purchase Order</i> and other pertinent documents for and in behalf of COWD.
105-18	12-July-18	Award to <i>Constech Asia Corporation</i> as the supplier with the <i>Lowest Calculated and Responsive Bid</i> for the 'supply and delivery of various Galvanized Steel Service Connection Fittings and Materials' per specifications , for replenishment of stocks at Construction Division , COWD Shop, Kauswagan, Cagayan de Oro City; in the amount of Php1,262,785.00; and authorize the <i>Acting General Manager</i> , Bienvenido V. Batar, Jr., to sign the <i>Purchase Order</i> and other pertinent documents for and in behalf of COWD.
106-18	12-July-18	Award to <i>Hyundai Cebu, Inc.</i> as the supplier with the <i>Lowest Calculated and Responsive Bid</i> for the '1 lot supply and delivery of 1 unit brand new light Cargo Truck-6-Wheeler Side Drop Truck per specifications in the amount of Php1,675,000.00 for replacement of canter bearing plater number GEM264 which is already for disposal; and authorize the <i>Acting General Manager</i> , Bienvenido V. Batar, Jr., to sign the <i>Purchase Order</i> and other pertinent documents for and in behalf of COWD.
107-18	12-July-18	Award to <i>Nonabon Enterprises</i> as the supplier with the <i>Single Calculated and Responsive Bid</i> for the '1 lot Construction of Office' at the second floor, Admin. Building, Corrales Avenue, Cagayan de Oro City ', per specifications under PR No.18-02-07-0035 in the amount of Php1,707,339.22 and authorize the <i>Acting General Manager</i> , Bienvenido V. Batar, Jr. to sign the <i>Purchase Order</i> and other pertinent documents for and in behalf of COWD.
108-18	12-July-18	Award to <i>Nonabon Enterprises</i> as the supplier with the <i>Single Calculated and Responsive Bid</i> for the '1 lot Construction of Office' at the second floor, Admin. Building, Corrales Avenue, Cagayan de Oro City ', per specifications under PR No.18-02-09-002 in the amount of Php1,899,712.00 and authorize the <i>Acting General Manager</i> , Bienvenido V. Batar, Jr. to sign the <i>Purchase Order</i> and other pertinent documents for and in behalf of COWD.
109-18	12-July-18	Award to <i>Wefix Construction Services, Inc.</i> as the supplier with the <i>Single Calculated and Responsive Bid</i> for the '1 lot Construction of three(3) Storey Building at Tin-ao, Agusan, Cagayan de Oro City', per specifications under PR No.18-01-07-0007 in the amount of Php18,574,723.34 and authorize the <i>Acting General Manager</i> , Bienvenido V. Batar, Jr. to sign the <i>Purchase Order</i> and other pertinent documents for and in behalf of COWD.
110-18	12-July-18	Declare Second Failure of Bidding for the Supply and Delivery of the 1 Lot Proposed Replacement of Existing Big Mechanical Meters with 60mm ϕ Electromagnetic Flowmeters (By Contract) under PR No. 18-01-07-03; and to conduct Negotiated Procurement pursuant to the Revised Implementing Rules and Regulations (R-IRR) of RA 9184, Rule XVI, Section 53.1. Authorize Management to conduct Alternative Method of Procurement – Negotiated Procurement under Section 53.1 (Two-Failed Bidding), Rule X of RA 9184.

111-18	12-July-18	<p>Declare Third Failure of Bidding for the Supply and Delivery of the one (1) Lot Proposed Transmission Line and Distribution Line with Mother Meter under PR No. 17-02-07-0011; and to conduct Negotiated Procurement pursuant to the Revised Implementing Rules and Regulations (R-IRR) of RA 9184, Rule XVI, Section 53.1.</p> <p>Authorize Management to conduct Alternative Method of Procurement – Negotiated Procurement under Section 53.1 (Three Failed Bidding), Rule X of RA 9184.</p>
112-18	12-July-18	<p>Declare Second Failure of Bidding for the Supply and Delivery of the one (1) Lot 200MMØ and 100MMØ Pipeline Extension and Interconnection in Villa Flora Subdivision and Talidhay Subdivision, Cugman, Cagayan de Oro City under PR No. 18-03-07-0041; and to conduct Negotiated Procurement pursuant to the Revised Implementing Rules and Regulations (R-IRR) of RA 9184, Rule XVI, Section 53.1.</p> <p>Authorize Management to conduct Alternative Method of Procurement – Negotiated Procurement under Section 53.1 (Second Failed Bidding), Rule X of RA 9184.</p>
113-18	12-July-18	<p>Confirm the composition of the Composition of the Human Resource Merit Promotion and Selection Board (HRM-PSB), as follows, for a period of One (1) Year or unless sooner revoked, as follows:</p> <p>Chairman : Engr. Edward P. Tesoro Vice-Chair : (Dept. Manager where the vacancy is) Members : Ms. Rhedeia Martinietta S. Salcedo Ms. Cecile A. Floirendo Ms. Vanessa A. Chiu (2nd level Representative, FLOW) Ms. Maritel D. Bondal (1st Level Representative, FLOW) Secretariat : Ms. Vincy Jane P. Cuaresma</p>
114-18	12-July-18	<p>Approve the increase of the daily rate of the Job Orders from P338.00 per day to P360.00 per day which is covered by 2018 Budget and to authorize the Acting General Manager, Bienvenido V. Batar, Jr. to sign and in behalf of COWD, effective July 1, 2018.</p>
115-18	12-July-18	<p>Confirm the recommendation of the management for Engr. Elezar J. Linaac, AGM-Technical Services and Ms. Omelfa C. Recto, AGM-AFC Services as Alternate Signatories for the Cagayan de Oro City Water District (COWD) Accounts, effective immediately.</p>
116-18	12-July-18	<p>Confirm the recommendation of management for Engr. Carolina B. Lao, Engineering Department Manager as Cagayan de Oro City Water District (COWD) Provident Fund Management to the Board of Trustees, effective immediately.</p>
117-18	24-July-18	<p>Grant Anniversary Bonus in the amount of Three Thousand Pesos (Php3,000.00) per qualified Regular and Casual Employees pursuant to Administrative Order No. 263 dated 28 March 1996 and as clarified by the National Budget Circular (NBC) No. 462 dated 20 May 1997 and appropriate the amount of the One Million Five Hundred Thirty Thousand Pesos (Php1,530,000.00) for this purpose, to be taken from the Other Bonuses and Allowances in the 2018 Approved Budget, to be release on 1 August 2018.</p>

118-18	24-July-2018	Approve the Deed of Donation and Acceptance by and between Cagayan de Oro City Water District (COWD) and National Housing Authority (NHA) represented by its Acting General Manager, Marcelino P. Escalada Jr. for the Completed Water System Component in NHA-CDO Bayanihan Village, Phase 1A Project, Macapaya, Camaman-an, Cagayan de Oro City; and authorize the Acting General Manager, Bienvenido V. Batar, Jr. to sign the Deed for and in behalf of COWD.
119-18	8-Aug-18	Certify that the COWD has no existing Joint Venture Agreement (JVA) other than bulk supply contracts with Cagayan de Oro Bulk Water, Inc. (COBI) and that the Cagayan de Oro City Water District (COWD) will not entertain Joint Venture Agreements from private entities except on COWD's Septage Management Program (SMP) .; and authorize the Acting General Manager, Bienvenido V. Batar, Jr. to sign the Certification for and in behalf of COWD.
120-18	8-Aug-18	Approve the Addendum of the Memorandum of Understanding (MOU) between COWD and Fino Land, Inc. for the Water Supply System (WSS) inside the Entire Subdivision area of St. Francis Height Subdivision located at Pontefino Estates, Masterson Avenue, Upper Carmen, Cagayan de Oro City; and to authorize the Acting General Manager, Bienvenido V. Batar, Jr. to sign the MOU for and in behalf of COWD.
121-18	8-Aug-18	Approve the LBC Service Agreement effective for a term of one (1) year commencing on the date of execution by and between the Cagayan de Oro City Water District (COWD) and LBC Express, Inc.; and to authorize the Acting General Manager, Bienvenido V. Batar, Jr. to sign the Service Agreement for and in behalf of COWD.
122-18	8-Aug-18	Award to Mle Oro Plast Corporation as the supplier with the Single Calculated and Responsive Bid for the 'Supply and Delivery of Various Sizes Replacement Piece and End Cap ', per specifications under PR No.17-10-09--093 in the amount of Php2,025,980.00 and authorize the Acting General Manager, Bienvenido V. Batar, Jr. to sign the Purchase Order and other pertinent documents for and in behalf of COWD.
123-18	8-Aug-18	Award to Mle Oro Plast Corporation as the supplier with the Single Calculated and Responsive Bid for the 'One (1) Lot Supply and Delivery of Various Sizes OF Replacement Piece CTS and End Cap CTS (Plastic) and 1 Lot Various Sizes of P.E Tube CTS Supply and Delivery of Various Sizes Replacement Piece and End Cap ', for pipeline and Leakage repair, per specifications under PR No.17-10-09--103 in the amount of Php1,173,423.00 and authorize the Acting General Manager, Bienvenido V. Batar, Jr. to sign the Purchase Order and other pertinent documents for and in behalf of COWD.
124-18	8-Aug-18	Award to China Six Eleven International Sales as the supplier with the Single Calculated and Responsive Bid for the 'One (1) Lot Supply and Delivery of 2 Units Brand new Light Cargo Truck - 6-Wheeler with 5 Tons Water Tanker and Accessories ', for additional water tanker for delivery of water with 5 hours available water and those with no water during repairs , per specifications under PR No.17-12-04-262 in the amount of Php4,790,000.00 and authorize the Acting General Manager, Bienvenido V. Batar, Jr. to sign the Purchase Order and other pertinent documents for and in behalf of COWD.

125-18	8-Aug-18	Declare First Failure of Bidding for the 1 Lot Supply and Delivery of 13 Lgths. Cement Lined/Epoxy Coated Steel Pipe, 300mm ϕ x 6m x 10.11mm Thk.; 8 Lgths. Cement Line/Cement Coated Steel Pipe, 300mm ϕ x 6M x 10.14mm Thk.; 7 Lgth. Cement Line/Cement Coated Steel Pipe, 400mm ϕ x 6m x 12.7mm Thk per specifications under PR No.18-05-07-0137 for PR No.18-05-07-0137 and conduct re-bidding on the ground that no supplier has participated in bidding;
126-18	8-Aug-18	Declare Third Failure of Bidding for the one (1) Lot Proposed Replacement of Existing Big Mechanical Meters with 50mm diameter Electromagnetic Flowmeters (By Contract) under PR No. 18-01-07-03; and to conduct Negotiated Procurement pursuant to the Revised Implementing Rules and Regulations (R-IRR) of RA 9184, Rule XVI, Section 53.1. Authorize Management to conduct Alternative Method of Procurement – Negotiated Procurement under Section 53.1 (Three Failed Bidding), Rule X of RA 9184.
127-18	8-Aug-18	Extend additional financial assistance amounting to Thirty Thousand Pesos only (Php30,000.00) to Surigao Metropolitan Water District (SMWD) to help defray expenses in the rehabilitation of its damaged water supply system; and authorize the Acting General Manager, Bienvenido V. Batar, Jr. to sign the pertinent documents for and in behalf of COWD.
128-18	8-Aug-18	Approve the contact between the Cagayan Electric Power & Light Co., Inc. (CEPALCO) and that the Cagayan de Oro City Water District (COWD) for Line Extension to serve the COWD In-Line Booster Pump located at Macapaya, Camaman-an, Cagayan de Oro City and to authorize the Acting General Manager, Bienvenido V. Batar, Jr. to sign for and in behalf of COWD.
129-18	15-Aug-18	Approve the recommendation of the Management to re-activate the inactive account on COWD Customers' Guaranty Deposit with Development Bank of the Philippines (DBP)-Corrales per Account No.0810-020018-080 and to authorize the Acting General Manager, Bienvenido V. Batar, Jr. and the Finance Department Manager, Ms. Marilou B. Ondap as principal signatories to sign checks deposited in and withdrawn against said account and other related official transactions for and in behalf of COWD.
130-18	15-Aug-18	Approve the Memorandum of Agreement (MOA) by & between the Cagayan de Oro City Water District (COWD) and Cedar Drug Testing laboratory for the mandatory drug test of all COWD Employees pursuant to RA9265 otherwise known as the 'Comprehensive Dangerous Drugs Act of 2002' and Civil Service Commission Memorandum Circular No.3, s-2010; and authorize the Acting General Manager to sign the MOA for and in behalf of COWD.
131-18	15-Aug-18	Approve and adopt the Code of Professional Conduct for Managers in Cagayan de Oro City Water District (COWD), effective immediately.

132-18	15-Aug-18	Award to Mindanao Laboratory Services as the supplier with the Single Calculated and Responsive Bid for the 'Supply and Delivery of Two (2) Units Pneumatic Piercing Tool (Boring Tool), per specifications under PR No.18-04-04-072 in the amount of Php1,990,000.00 and authorize the Acting General Manager, Bienvenido V. Batar, Jr. to sign the Purchase Order and other pertinent documents for and in behalf of COWD.
133-18	15-Aug-18	Award to Janglo Trading & Construction as the supplier with the Single Calculated and Responsive Bid for the 'Supply and Delivery of Two (2) Units Air Compressor (Pneumatic 2-Wheeler Trailer Type)', per specifications under PR No.18-04-04-073 in the amount of Php2,438,846.14 and authorize the Acting General Manager, Bienvenido V. Batar, Jr. to sign the Purchase Order and other pertinent documents for and in behalf of COWD.
134-18	15-Aug-18	Award to Constech Asia Corporation as the supplier with the Single Calculated and Responsive Bid for the 'Supply and Delivery of 3,650 Pieces Valve, Straight Ball with Lock Wing (MTE X FTE); Brass 20mm Ø', per specifications under PR No.18-04-07-0128 in the amount of Php1,186,250.00 and authorize the Acting General Manager, Bienvenido V. Batar, Jr. to sign the Purchase Order and other pertinent documents for and in behalf of COWD.
135-18	15-Aug-18	Award to Mindanao Laboratory Services as the supplier with the Lowest Calculated and Responsive Bid for the '1 Lot Supply, Delivery, Installation, Testing and Commissioning of 100 KVA Silent type Generator and Automatic Transfer Switch' per specifications under PR No.18-05-04-092 in the amount of Php1,490,000.00 for generating set for tellers at Administrative Building; and authorize the Acting General Manager, Bienvenido V. Batar, Jr., to sign the Purchase Order and other pertinent documents for and in behalf of COWD.
136-18	15-Aug-18	Confirm authority of the Acting General Manager, Bienvenido V. Batar, Jr. and the Chairman Eduardo Antonio R. Montalvan to represent COWD as Incorporators and as members of the Board of Directors of Cagayan de Oro Bulk Water Inc. (COBI).
137-18	3-Sept-18	Award to Constech Asia Corporation as the supplier with the Lowest Calculated and Responsive Bid for the 'Supply and Delivery of 3,770 pieces 15mmØx15mmØ Straight Ball Valve with Lockwing (FTEXFTE) Brass and 180 pieces and 50mmØ Straight Ball Valve with Lockwing (FTEXFTE) Brass', per specifications under PR No.18-03-07-0096 in the amount of Php728,150.00 for generating set for replenishment of stocks at Construction Division, Kauswagan, Cagayan de Oro City', Cagayan de Oro City; and authorize the Acting General Manager, Bienvenido V. Batar, Jr., to sign the Purchase Order and other pertinent documents for and in behalf of COWD.
138-18	3-Sept-18	Declare First Failure of Bidding for the Civil Works for DMA Construction (Installation of 67 units Boundary/ Isolation Valves for the Focus Area) per specifications under PR No.18-06-02B-0010 on the ground that no supplier has participated in the bidding thus no bids are received; Authorize Management to conduct Second Re-Bidding to Rule X, Section 35.1 of the Revised implementing rules and Regulations (R-IRR) of RA 9184.

139-18	3-Sept-18	<p>Declare First Failure of Bidding for the Supply and Delivery of Various Plastic Transition Fittings per specifications under PR No.18-06-09-030 on the ground that no supplier has participated in the bidding thus no bids are received;</p> <p>Authorize Management to conduct Second Re-Bidding to Rule X, Section 35.1 of the Revised implementing rules and Regulations (R-IRR) of RA 9184.</p>
140-18	3-Sept-18	<p>Authorize the Acting General Manager, Bienvenido V. Batar, Jr. to file the appropriate protest with National Water Resources Board (NRWB) relative to the Kyogojo Engineering Service Cooperative 's application for Certificate of Public Convenience to operate and maintain a waterworks system within Barangays Indahag, Lumbra, Dansolihon , Bayanga, Mambuaya and Baikingon, Cagayan de Oro City , Misamis Oriental; and authorize to sign pertinent documents and perform such other legal acts related thereto, for and in behalf of COWD.</p>
141-18	3-Sept-18	<p>Approve and authorize the Acting General Manager, Bienvenido V. Batar, Jr. to apply and submit application for the Japan International Cooperation Agency (JICA) Knowledge Co-Creation Program for the Training Course on Water Supply Administration for Better Management of Water Supply Services (B) on October 28, 2018 to November 10, 2018 on Tokyo, Japan.</p>
142-18	10-Sept-18	<p>Award to Philippine Valve Manufacturing Co. as the supplier with the Lowest Calculated and Responsive Bid for the 'Supply and Delivery of 1 Lot Service Connection Control Fittings', per specifications under PR No.17-11-01-057 in the amount of Php7,700,000.00 for various projects for Commercial Department, Engineering & NRW Department'; and authorize the Acting General Manager, Bienvenido V. Batar, Jr., to sign the Purchase Order and other pertinent documents for and in behalf of COWD.</p>
143-18	10-Sept-18	<p>Award to Nation Manufacturing & Industrial Products Corporation as the supplier with the Second Lowest Calculated and Responsive Bid for the 'Supply and Delivery of 1 Lot Service Connection Pipes', per specifications under PR No.17-11-01-056 in the amount of Php2,068,896.00 for various service connection pipes; and authorize the Acting General Manager, Bienvenido V. Batar, Jr., to sign the Purchase Order and other pertinent documents for and in behalf of COWD.</p>
144-18	10-Sept-18	<p>Award to Mie Oro Plast Corporation as the supplier with the <i>Single Calculated and Responsive Bid</i> for the 'Supply and Delivery of 1 Lot Plastic Service Connection Fittings ', per specifications under PR No.17-11-01-058 in the amount of Php1,207,628.48 and authorize the <i>Acting General Manager</i>, Bienvenido V. Batar, Jr. to sign the <i>Purchase Order</i> and other pertinent documents for and in behalf of COWD.</p>
145-18	10-Sept-18	<p>Declare First Failure of Bidding for the 'Supply and Delivery of Three (3) Units Engine-Driven Welder/Generator (Welding Machine) per specifications under PR No.18-05-04-0086 on the ground that sole bidder failed to comply the 50% requirement for its Single Largest Completed Contract thus, declared as ineligible;</p> <p>Authorize Management to conduct Second Re-Bidding to Rule X, Section 35.1 (b) of the Revised implementing rules and Regulations (R-IRR) of RA 9184.</p>

146-18	10-Sept-18	Approve and confirm the appointment of Suldie D. Laranjo as Department Manager A with Salary Grade 26.
147-18	4-Oct-18	<p>Approve the following:</p> <ol style="list-style-type: none"> 1. Amendment of Resolution No.008, s-2018 dated 17 January 2018 for the approval of Memorandum of Understanding relative to a Ten (10) Kilometer Areas for Bamboo Propagation; 2. Memorandum of Understanding (MOU) with the City Government of Cagayan de Oro represented by the City Mayor Oscar S. Moreno thru the City Local Environment and Natural Resources Office (CLENRO) represented by its officer-In-Charge Armen A. Cuenca, the Butay-Eba-Macopa Higaonon Farmers Association (BUEMAHIFA), duly registered People's Organization represented by its President, Cresente A. Padrigano, the Barangay Council of Dansolihon represented by its Punong Barangay Gilbert D. Nacalaban and Cagayan de Oro City Water District (COWD) represented by its Acting General Manager, Bienvenido V. Batar, Jr. for the co-management of protection, rehabilitation and development of the environment and natural resources through bamboo propagation in the locality; 3. Authority of the Acting General Manager, Bienvenido V. Batar, Jr. to sign the said Memorandum of Understanding (MOU) for and in behalf of COWD.
148-18	4-Oct-18	Affirm commitment of membership with Cagayan de Oro River Basin Management Council (CDORBMC) and to sign the Co-Management Agreement and other pertinent documents for and in behalf of COWD.
149-18	4-Oct-18	Allow Maynilad Water Services, Inc. to conduct a due diligence study at no cost to Cagayan de Oro City Water District (COWD) that will benefit COWD and its customers.
150-18	4-Oct-18	Authorize the Acting General Manager, Bienvenido V. Batar, Jr. to sign the Application of General Service or Power Applicants and other related documents as required by the Cagayan Electric Power and Light Company (CEPALCO); and Misamis Oriental I Rural Electric Cooperative (MORESCO), for and in behalf of the Cagayan de Oro City Water district (COWD).
151-18	4-Oct-18	Award to Apalla Construction and Surveying Services as the supplier with the <i>Single Calculated and Responsive Bid</i> for the '1 Lot Transmission and Distribution Line with Mother', per specifications under PR No.17-02-07-0011 in the amount of Php7,110,070.00 only and authorize the <i>Acting General Manager</i> , Bienvenido V. Batar, Jr. to sign the <i>Purchase Order</i> and other pertinent documents for and in behalf of COWD.
152-18	4-Oct-18	Award to Apalla Construction and Surveying Services as the supplier with the <i>Single Calculated and Responsive Bid</i> for the '1 Lot 200 mm diameter Transmission Line and Interconnection at Barangay Lumbia, Cagayan de Oro City', per specifications under PR No.18-01-07-0006 in the amount of Php4,265,301.40 only and authorize the Acting General Manager, Bienvenido V. Batar, Jr. to sign the <i>Purchase Order</i> and other pertinent documents for and in behalf of COWD.

153-18	4-Oct-18	Award to Mie Oro Plast Corporation as the supplier with the Lowest Calculated and Responsive Bid for the 'Supply and Delivery of 1 Lot P.E. Tube, Plastic Union Coupling and Various Sizes Plastic Replacement Piece', per specifications under PR No.17-12-09-115 in the amount of Php893,230.00 for replenishment of stocks'; and authorize the Acting General Manager, Bienvenido V. Batar, Jr., to sign the Purchase Order and other pertinent documents for and in behalf of COWD.
154-18	4-Oct-18	Declare Second Failure of Bidding for the 'Supply and Delivery of 13 Lengths Cement Lined/Epoxy Coated Steel Pipe, 300mm diameter x 6m x 10.11mm diameter thick, 8 lengths Cement Lined/Cement Coated Steel Pipe, 300mm diameter x 6m x 10.14mm thick, 7 lengths Cement Lined/Cement Coated Steel Pipe, 400mm diameter x 6m x 12.7mm thick' under PR No. 18-05-07-0137 on the grounds that no supplier has participated in the bidding thus no bids are received per RA 9184, rule X, Section 35.1; and to conduct Negotiated Procurement pursuant to the Revised Implementing Rules and Regulations (R-IRR) of RA 9184, Rule XVI, Section 53.1. Authorize Management to conduct Alternative Method of Procurement – Negotiated Procurement under Section 53.1 (Second Failed Bidding), Rule X of RA 9184.
155-18	4-Oct-18	Declare First Failure of Bidding for the 'one (1) Lot Plastic Service Connection Fittings' per specifications under PR No.18-05-04-0086 on the ground that no supplier has participated in the bidding thus, no bids are received per RA 9184, rule X, Section 35.1; Authorize Management to conduct Second Re-Bidding to Rule X, Section 35.1 (b) of the Revised implementing rules and Regulations (R-IRR) of RA 9184.
156-18	4-Oct-18	Declare First Failure of Bidding for the 'one (1) Lot Replacement of Big Mechanical Meters with Electromagnetic Flow Meters' per specifications under PR No.18-07-07-209 on the ground that no supplier has participated in the bidding thus, no bids are received per RA 9184, rule X, Section 35.1; Authorize Management to conduct Second Re-Bidding to Rule X, Section 35.1 (b) of the Revised implementing rules and Regulations (R-IRR) of RA 9184.
157-18	4-Oct-18	Declare First Failure of Bidding for the 'one (1) Lot Annual contract for COWD Security Guards' Services (Provision for Security Guard Services), with a total Manpower of Fifty-Two (52) Personnel' per specifications under PR No.18-06-04-106 on the ground that the suppliers is Not Responsive Bidder; Authorize Management to conduct Second Re-Bidding to Rule X, Section 35.1 (b) of the Revised implementing rules and Regulations (R-IRR) of RA 9184.
158-18	17-Oct-18	Approve the recommendation of Management for a Supplemental Budget to Purchase Spare Pumps and Motors intended during the emergency breakdown amounting to Three Million One Hundred Thirteen Thousand Nine Hundred Pesos (Php3,113,900.00).

159-18	17-Oct-18	<p>Approve the renewal of COWD's Accreditation to the DBP's Salary Loan Facility and to authorize the Acting General Manager, Bienvenido V. Batar, Jr. to enter into Memorandum of Agreement (MOA) with the Development Bank of the Philippines-Cagayan de Oro Branch (DBP) to avail of the Program of Providing Financial Assistance in the form of Salary Loan to qualified officers and employees of COWD and to sign all documents related hereto whose specimen signature appear below.</p> <p style="text-align: center;">Name Specimen Signature</p> <p style="text-align: center;">Engr. Bienvenido V. Batar, Jr. _____ Acting General Manager</p> <p>Resolved further, that the Acting General Manager, Bienvenido V. Batar, Jr. shall undertake to guarantee the faithful compliance and implementation by the participants of their obligation stipulated in the Memorandum of Agreement (MOA).</p>
160-18	17-Oct-18	<p>Award to AJA NRW Solutions, Inc. as the supplier with the Single Calculated and Responsive Bid for the 'Supply and Delivery of 1 Lot Push-In Service Connection Fittings', per specifications under PR No.18-07-01-0019 in the amount of Seven Million Seven Hundred Thirty Two Thousand Two Pesos (Php7,732,002.00) only and authorize the Acting General Manager, Bienvenido V. Batar, Jr. to sign the Purchase Order and other pertinent documents for and in behalf of COWD.</p>
161-18	17-Oct-18	<p>Approve the representation of the Acting General Manager, Bienvenido V. Batar, Jr. as Board of Trustees Vice Chairman of Northern Mindanao Natural Resources Management Council, Inc. (NORMIN, Inc.) for Region X.</p>
162-18	16-Nov-18	<p>Confirm the release on 15 November 2018 the Year-end Bonus/13th month pay and Cash 2018 to all employees of the District who have rendered actual service while occupying contractual or casual position in view of DBM Budget Circular No.2016-4 dated April 28, 2016 pursuant to EO No.201 amounting to Thirteen Million One Hundred Eight Thousand Three Hundred Thirteen Pesos and Eighteen Centavos (P13,108,313.18).</p>
163-18	16-Nov-18	<p>Approve the 2019 COWD Organizational Structure and authorize the Acting General Manager, Bienvenido V. Batar, Jr. to submit the same to the Department of Budget and Management (DBM) for approval</p>
164-18	16-Nov-18	<p>Authorize the <i>General Manager</i>, Bienvenido V. Batar, Jr. to place in temporary investment the amount of One Hundred Thirty Million Pesos (Php130,000,000.00) from Capital Improvement Fund and COWD-General Fund with the Development Bank of the Philippines (DBP)-Corrales Branch for 180 days @ 1.500% per annum, with an option for renewal and to authorize the Acting General Manager, Bienvenido V. Batar, Jr. to sign pertinent banking documents for and In behalf of COWD.</p>

165-18	16-Nov-18	Award to Constech Asia Corporation as the supplier with the Lowest Calculated and Responsive Bid for the 'Supply and Delivery of Various Service Connection', per specifications under PR No.18-07-01-0015 in the amount of Php8,640,274.00 (30 CD Delivery); and authorize the Acting General Manager, Bienvenido V. Batar, Jr., to sign the Purchase Order and other pertinent documents for and in behalf of COWD.
166-18	16-Nov-18	Declare First Failure of Bidding for the 'Supply, Delivery, Installation and Commissioning of IP-Based automation for Bugo Booster Station, Macasandig new Booster Station, Bulua Reservoir, Carmen Reservoir, Pueblo Take Off Point, and Off Grid Pressure Points' per specifications under PR No.18-07-02A-013 on the grounds that the Supplier was declared as non-complying & ineligible bidder for not submitting the End user's acceptance Report as a supporting document to its single largest completed contract; Authorize Management to conduct Second Re-Bidding to Rule X, Section 35.1 (b) of the Revised implementing rules and Regulations (R-IRR) of RA 9184.
167-18	16-Nov-18	Declare Second Failure of Bidding for the 'Supply and Delivery of Three (3) Units Engine-Driven Welder/Generator (Welding Machine)' under PR No. 18-05-04-0086 on the grounds that the suppliers were declared non-complying and ineligible per RA 9184, rule X, Section 35.1; and to conduct Negotiated Procurement pursuant to the Revised Implementing Rules and Regulations (R-IRR) of RA 9184, Rule XVI, Section 53.1. Authorize Management to conduct Alternative Method of Procurement – Negotiated Procurement under Section 53.1 (Second Failed Bidding), Rule X of RA 9184.
168-18	16-Nov-18	Declare Second Failure of Bidding for the 'Civil Works for DMA Construction (installation of 67 Units Boundary /Isolation Valves for the focus Area)' under PR No. 18-06-02B-0010 on the grounds that no supplier has participated in the bidding thus, no bids are received per RA 9184, rule X, Section 35.1; and to conduct Negotiated Procurement pursuant to the Revised Implementing Rules and Regulations (R-IRR) of RA 9184, Rule XVI, Section 53.1. Authorize Management to conduct Alternative Method of Procurement – Negotiated Procurement under Section 53.1 (Second Failed Bidding), Rule X of RA 9184.
169-18	26-Nov-18	Submit a copy of the notarized waiver to the Development Bank of the Philippines (DBP) allowing the Department of Finance (DOF) / Bureau of Treasury (BTr) to examine, inquire or look into all (to be opened and existing) deposits or accounts of Cagayan de Oro City Water District (COWD) in Development Bank of the Philippines (DBP) and to require the DBP to submit reports/statements with respect to COWD accounts (e.g. deposits, investment) in DBP.

170-18	26-Nov-18	Award to International Pipe Industries Corporation as the supplier with the Single Calculated and Responsive Bid for the 'Supply and Delivery of 7 Lengths Steel Pipe Cement Line/Shop Primed, 600mm diameter x 6m x 6mm thick; 7 Lengths Steel Pipe Cement Lined/Shop Primed, 300mm diameter x 6m x 6mm thick; 15 Lengths Steel Pipe Cement Lined/Enamel Coated, 300mm diameter x 6m x 6mm thick', per specifications under PR No.18-08-07-0210 in the amount of Php1,393,683.00 and authorize the Acting General Manager, Bienvenido V. Batar, Jr. to sign the Purchase Order and other pertinent documents for and in behalf of COWD.
171-18	26-Nov-18	Declare First Failure of Bidding for the 1 Lot Supply and Delivery of Electromagnetic Flow Meters' per specifications under PR No.18-07-01-0021 on the ground that the supplier is not a responsive bidder thus declared ineligible; Authorize Management to conduct Second Re-Bidding to Rule X, Section 35.1 of the Revised implementing rules and Regulations (R-IRR) of RA 9184.
172-18	26-Nov-18	Approve and adopt the Cagayan de Oro City Water District (COWD) Corporate Social Responsibility (CSR) Policy; a copy hereto attached which forms an integral part of this resolution.
173-18	26-Nov-18	Authorize the <i>General Manager</i> , Bienvenido V. Batar, Jr. to place in temporary investment the amount of Ten Million Pesos (Php10,000,000.00) from COWD NRW Red. Project Fund with the Development Bank of the Philippines (DBP)-Corrales Branch for 180 days @ 1.500% per annum, with an option for renewal and to authorize the Acting General Manager, Bienvenido V. Batar, Jr. to sign pertinent banking documents for and in behalf of COWD.
174-18	12-Dec-18	Authorize Management to prepare a communication to demand COBI to expedite and prioritize the purchase of a Generator Set.
175-18	12-Dec-18	Release the <i>Productivity Enhancement Incentive</i> for FY 2018 to all employees of the District who have rendered actual service while occupying a regular, contractual or casual position, pursuant to EO No. 201, S-2016 and <i>DBM Budget Circular No. 2017-4</i> dated 4 December 2017 in the amount of Two Million Five Hundred Seventy Five Thousand Pesos Only (Php2,575,000.00).
176-18	12-Dec-18	Approve the revision of the Deed of Donations by and between the Cagayan de Oro City Water District (COWD) and Robinsons Land Corporation (RLC) represented by its General Manager, Corazon L. Ang Ley for the turn-over of the water supply system of Fresno Parkview Subdivision located at Barangay Lumbia, Cagayan de Oro City and authorize the acting General Manager, Bienvenido V. Batar, Jr. to sign the Deed of Donation for and in behalf of COWD.
177-18	12-Dec-18	Approve the recommendation to the management for a realignment of funds of the Production Department to cover for the deficit for power/fuel purchased for pumping in the amount of Forty Six Million Nine Hundred Ten Thousand Eighty Five Pesos (Php46,910,085.00) to be taken from the total savings from the Contingency 2018 Bulk Water Purchase.

178-18	12-Dec-18	Award to Visa Security Services as the supplier with the Lowest Calculated and Responsive Bid for the 'one (1) Lot Annual Contract for COWD Security Guards Services (Provision for Security Guard Services), with a Total Manpower of Fifty-Two (52) Personnel', per specifications under PR No.18-06-04-106 in the amount of Twelve Million One Hundred Eighty Two Thousand Nine Hundred Forty Eight Pesos and Seventy Six Centavos (Php12,182,948.76) for COWD Security Guards Contract Services for Two (2) Years'; and authorize the Acting General Manager, Bienvenido V. Batar, Jr., to sign the Purchase Order and other pertinent documents for and in behalf of COWD.
179-18	12-Dec-18	<p>Declare Second Failure of Bidding for the 'Supply, Delivery and Commissioning of 1 Lot Automation of Balulang Booster Operation' under PR No. 17-12-08-0181 on the ground that the supplier is a non-responsive bidder per RA 9184, rule X, Section 35.1; and to conduct Negotiated Procurement pursuant to the Revised Implementing Rules and Regulations (R-IRR) of RA 9184, Rule XVI, Section 53.1.</p> <p>Authorize Management to conduct Alternative Method of Procurement – Negotiated Procurement under Section 53.1 (Second Failed Bidding), Rule X of RA 9184.</p>
180-18	12-Dec-18	Approve the setting up of a Sinking Fund for the Payment of Debts when they become due pursuant to Section 47, paragraph (f) of PD 198. The fund will be in the amount of One Hundred Nine Million Eight Hundred Sixty Six Thousand One Hundred Thirty One Pesos (Php109,866,131.00) to be taken from the General Fund and authorize the Acting General Manager to sign pertinent documents for and in behalf of COWD.
181-18	12-Dec-18	Authorize the Acting General Manager, Bienvenido V. Batar, Jr. to sign the Partition Agreement for the Titling of Production Well No.2 with 600 Square meters at Bontula, Macasandig, Cagayan de Oro City.

CAGAYAN DE ORO CITY WATER DISTRICT
Corrales Avenue, Cagayan de Oro City

**LIST OF
COWD MAJOR REPORTS PREPARED REGULARLY
(CY-2018)**

1. Financial Reports
 - a. Balance Sheet Statement
 - b. Statement of Changes in Equity
 - c. Income Statement
 - d. Cash Flow Statement
 - e. Notes to Financial Statement
2. Monthly Data Sheet
3. Monthly Production Report
4. Monthly Operation Report
5. Bacteriological Test
6. Flushing Report
7. Summary of Water Production and Consumption
8. Sales and Operation Reports
9. Service Connection Growth
10. Summary of Accounts Receivable-Customers (Active & Inactive with Aging Schedule)
11. Summary of Complaints
12. Selected Performance Ratio
13. Socio-Economic Status Survey (Market Survey)

CAGAYAN DE ORO CITY WATER DISTRICT

FINANCIAL REPORT

December 31, 2018
Date

PHILIPPINE CURRENCY



REPUBLIC OF THE PHILIPPINES **ANNEX F**
CAGAYAN DE ORO CITY WATER DISTRICT
Corrales Avenue, Cagayan de Oro City

FINANCIAL STATEMENTS
December 31, 2018

TABLE OF CONTENTS

- 1.) Balance Sheet
- 2.) Statement of Changes in Equity
- 3.) Income Statement
- 4.) Cash Flow Statement
- 5.) Notes to Financial Statements

Prepared by:

ROSELYN L. TOLENTINO
Senior Corporate Accountant A

Checked & Noted by:

ADELFA L. FLORES
Acting Finance Manager A

Approved by:

BIENVENIDO V. BATAR, JR.
Acting General Manager

CAGAYAN DE ORO CITY WATER DISTRICT				
TRIAL BALANCE				
December 31, 2018				
ACCOUNT NO.	ACCOUNT TITLE		DEBIT	CREDIT
102	CASH-COLLECTING OFFICERS	Php	4,064,402.90	
103	WORKING CAPITAL			
107	CASH IN BANK- LOCAL CURRENCY CURRENT ACCOUNT		167,677,930.76	
107	CASH IN BANK- LOCAL CURRENCY TIME DEPOSIT		839,865,333.71	
111	ACCOUNTS RECEIVABLE-CUSTOMERS		318,386,861.65	
134	CASH ADVANCES TO OFFICERS & EMPLOYEES		2,570.00	
135	DUE FROM OFFICERS AND EMPLOYEES		802.13	
136	RECEIVABLE-DISALLOWANCES/CHARGE		39,971,212.51	
143	A/R INSURANCE/REINSURANCE CLAIMS		13,558.36	
149	OTHER RECEIVABLES		1,032,834.17	
151	OFFICE SUPPLIES INVENTORY		7,113,734.50	
157	FUEL, OIL & LUBRICANTS INVENTORY		297,675.17	
158	CHEMICAL & FILTERING SUPPLIES INVENTORY		1,534,585.65	
159	MAINTENANCE SUPPLIES INVENTORY		15,270,968.69	
168	CONSTRUCTION MATERIALS INVENTORY		15,566,287.10	
169	OTHER INVENTORIES		122,614,071.94	
171	PREPAID RENT			
172	PREPAID INSURANCE		483,816.89	
177	IGUARANTY DEPOSIT		9,166,250.26	
178	OTHER PREPAYMENTS AND DEPOSITS		147,173.00	
181	INPUT TAX			
189	OTHER DEFERRED CHARGES		8,871,080.01	
201	LAND		40,831,117.63	
203	PLANT		1,595,679,150.54	
204	BUILDINGS & OTHER STRUCTURES		142,620,198.67	
207	OFFICE EQUIPMENTS		66,547,346.75	
208	LABORATORY EQUIPMENTS		7,209,588.03	
214	LAND TRANSPORT EQUIPMENTS		73,789,292.63	
225	OTHER MACHINERIES & EQUIPMENT		362,736,925.98	
226	OFFICE FURNITURES & FIXTURES		3,311,350.97	
243	CONSTRUCTION-IN-PROGRESS-PLANT		13,305,067.31	
244	CONSTRUCTION-IN-PROGRESS-BUILDINGS & OTHER STRUCTURES		94,100,149.20	
261	INTANGIBLE ASSETS		6,122,611.20	
265	RESTRICTED FUND		84,747,162.19	
279	OTHER ASSETS		2,607,699.50	
300	CONTRA ASSET ACCOUNTS			1,215,870,816.33
301	ALLOWANCE FOR DOUBTFUL ACCOUNTS			36,298,606.58
412	DUE TO NATIONAL AGENCIES (BJR)			5,274,092.90
413	DUE TO GSIS			4,030,321.52
413	DUE TO PAG-IBIG			61,428.58
413	DUE TO PHILHEALTH			292,864.46
413	DUE TO SSS			599.40
423	DUE TO OFFICERS & EMPLOYEES			24,247.23
424	CONTACTORS' SECURITY DEPOSIT			25,181,133.00
426	ACCRUED LIGHT & POWER			14,930,672.30
429	OTHER PAYABLES			83,366,174.44
433	LOANS PAYABLE			597,805,080.42
434	CURRENT PORTION OF LONG-TERM DEBTS			91,615,751.29
451	CUSTOMERS' DEPOSITS			9,056,122.05
499	DEFERRED CREDITS			30,562,327.48
471	CAPITAL CONTRIBUTION-GOVERNMENT EQUITY			866,925.40
477	CAPITAL/EQUITY RESERVE			
479	DONATED CAPITAL (OPIC)			119,230,157.23
481	RETAINED EARNINGS			1,664,909,345.00
576	GENERATION, TRANSMISSION AND DISTRIBUTION			972,689,962.35
612	INTEREST INCOME			8,044,540.84
618	OTHER BUSINESS AND SERVICE INCOME			6,170,242.71
619	FINES AND PENALTIES -OTHER BUSINESS AND SERVICE INCOME			39,081,348.19
631	SUBSIDY INCOME FROM NATIONAL GOVERNMENT AGENCY			61,258,254.00
659	OTHER INCOME			3,990,552.64
701	SALARIES & WAGES- REGULAR		94,593,345.24	
706	SALARIES & WAGES- OTHERS (CASUAL & JO)		39,593,783.15	
707	PERA		11,743,324.73	
710	REPRESENTATION ALLOWANCE(RA)		2,081,500.00	
711	TRANSPORTATION ALLOWANCE(TA)		2,081,500.00	
712	CLOTHING & UNIFORM ALLOWANCE		3,059,907.72	
713	HONORARIA (BOD)		2,288,946.45	
714	YEAR END BONUS		13,096,579.58	
719	OTHER BONUSES AND ALLOWANCES		29,526,023.08	
721	LIFE & RETIREMENT INSURANCE CONTRIBUTION		14,387,761.83	
722	PAG-IBIG CONTRIBUTION		587,395.21	
723	PHILHEALTH CONTRIBUTION		1,488,404.61	
724	ECC CONTRIBUTION		590,461.17	
725	PROVIDENT FUND CONTRIBUTION		23,332,799.86	
734	RETIREMENT BENEFITS		476,358.24	
737	VACATION AND SICK LEAVE BENEFITS		7,054,634.73	
749	OTHER PERSONNEL BENEFITS		4,981,158.65	
751	OFFICE SUPPLIES EXPENSES		4,400,612.80	
757	FUEL, OIL & LUBRICANT EXPENSES		4,389,028.69	
765	OTHER SUPPLIES		2,004,189.27	
766	TRAVEL EXPENSES		2,190,202.35	
767	TRAINING & SCHOLARSHIP EXPENSE		2,276,396.85	
769	ELECTRICITY		6,389,146.56	
771	FUEL			
772	POSTAGE AND DELIVERIES		186,600.00	
773	TELEPHONE EXPENSE-LANDLINE		179,934.54	
774	TELEPHONE EXPENSE-MOBILE		999,956.51	
775	INTERNET EXPENSES		274,930.80	
776	CABLE, SATELLITE, TELEGRAPH, TELEGRAPH & RADIO EXPENSES		12,000.00	
777	PRINTING SERVICES		1,458,289.47	
778	ADVERTISING, PROMOTIONAL & MARKETING		1,048,608.17	
779	TAXES, DUTIES & LICENSES		19,865,010.24	
789	WATERSHED & ENVIRONMENTAL PROTECTION		20,775.25	
780	PERMITS AND REGISTRATION FEE		267,317.51	
781	INSURANCE PREMIUMS		1,950,143.26	
783	AWARDS & REWARDS			
785	INDEMNITIES AND OTHER CLAIMS		188,443.70	
786	RENT/LEASE EXPENSE		1,286,650.00	
787	SURVEY EXPENSES		307,458.41	
792	GENERATION, TRANSMISSION & DISTRIBUTION EXPENSES		471,498,057.26	
795	EXTRA MISCELLANEOUS EXPENSES		116,731.35	
796	MEMBERSHIP DUES & CONTRIBUTION TO ORGANIZATIONS		61,000.00	
797	CULTURAL & ATHLETIC EXPENSES		531,359.95	
803	REPAIRS & MAINTENANCE-PLANT		15,166,398.08	
804	REPAIRS & MAINTENANCE- BUILDINGS AND OTHER STRUCTURES		421,745.09	
807	REPAIRS & MAINTENANCE- OFFICE EQUIPMENT		31,170.50	
814	REPAIRS & MAINTENANCE- LAND TRANSPORT EQUIPMENTS		2,823,766.79	
825	REPAIRS & MAINTENANCE- OTHER MACHINERY AND EQUIPMENT		668,181.73	
826	REPAIRS & MAINTENANCE- FURNITURES & FIXTURES		24,573.00	
841	DONATIONS		50,000.00	
842	LEGAL SERVICES		120,000.00	
843	AUDITING SERVICES		570,000.00	
845	JANITORIAL SERVICES		978,766.75	
846	SECURITY SERVICES		8,906,786.90	
849	OTHER PROFESSIONAL FEES		34,000.00	
901	DOUBTFUL ACCOUNTS EXPENSES		2,417,501.00	
903	DEPRECIATION-PLANT		47,014,232.72	
904	DEPRECIATION-BUILDINGS AND OTHER STRUCTURES		6,417,273.46	
907	DEPRECIATION-OFFICE EQUIPMENT		7,720,320.58	
908	DEPRECIATION-LABORATORY EQUIPMENT		831,869.20	
914	DEPRECIATION-LAND TRANSPORTATION EQUIPMENT		4,919,135.02	
925	DEPRECIATION-OTHER MACHINERIES AND EQUIPMENT		21,923,205.56	
926	DEPRECIATION-FURNITURE AND FIXTURES		519,124.69	
931	AMORTIZATION-INTANGIBLE ASSETS		712,933.50	
989	OTHER MAINTENANCE & OPERATING EXPENSES		5,570,979.19	
991	BANK CHARGES		508,543.39	
996	INTEREST EXPENSES		43,674,322.01	
	TOTAL	Php	4,990,580,366.34	Php 4,990,580,366.34
	NET INCOME			Php 146,351,144.38

**Cagayan de Oro City Water District
BALANCE SHEET
As of December 31, 2018**

	YEAR TO DATE				Increase (Decrease)	
	Actual This Month		This Month Last Year		Over Last Year	
	Amount	% to Total	Amount	% to Total	Amount	% to Total
ASSETS AND OTHER DEBITS						
CURRENT ASSETS						
Cash (NFS No. 4)						
Cash- Collecting Officer Working Fund	4,064,402.90	0.15	3,695,672.70	0.13	368,730.20	9.98
Cash in Bank- Local Currency, Current Account	167,677,930.76	6.00	221,674,483.97	8.06	(53,996,553.21)	(24.36)
Cash in Bank- Local Currency, Time Deposits	839,865,333.71	30.06	643,917,643.37	23.43	195,947,690.34	30.43
Total	1,011,607,667.37	36.21	869,287,800.04	31.63	142,319,867.33	16.37
Receivable Accounts (NFS No.5)						
Accounts Receivable	318,386,861.65	11.40	141,824,801.22	5.16	176,562,060.43	124.49
Allowance for Doubtful Accounts	(36,259,606.58)	(1.30)	(2,338,312.41)	(0.09)	(33,921,294.17)	1,450.67
Total Accounts Receivable-Net	282,127,255.07	10.10	139,486,488.81	5.07	142,640,766.26	102.26
Other Receivables (NFS No. 6)						
Advances to Officers and Employees	2,570.00	-	105,950.64	-	(103,380.64)	(97.57)
Due from Officers and Employees	802.13	-	802.13	-	-	-
Receivable- Disallowances/Charges	39,971,212.51	1.43	39,971,212.51	1.45	-	-
Insurance/Reinsurance Claims Receivable	13,558.36	-	13,558.36	-	-	-
Other Receivable	1,032,834.17	0.04	1,060,755.67	0.04	(27,921.50)	(2.63)
Total	41,020,977.17	1.47	41,152,279.31	1.50	(131,302.14)	(0.32)
Inventories (NFS No. 7)						
Office Supplies Inventory	7,113,734.50	0.25	1,876,860.68	0.07	5,236,873.82	279.02
Fuel, Oil and Lubricants	297,675.17	0.01	113,636.64	-	184,038.53	161.95
Chemicals and Filtering Supplies Inventory	1,534,585.65	0.05	1,138,730.40	0.04	395,855.25	34.76
Maintenance Supplies Inventory	15,270,968.69	0.55	13,679,104.00	0.50	1,591,864.69	11.64
Construction Materials Inventory	15,566,287.10	0.56	15,572,010.10	0.57	(5,723.00)	(0.04)
Other Inventories	122,614,071.94	4.39	81,402,486.02	2.96	41,211,585.92	50.63
Total	162,397,323.04	5.81	113,782,827.83	4.14	48,614,495.20	42.73
Prepayments, Deposits and Deferred Charges (NFS No. 8)						
Prepaid Rent	-	-	-	-	-	-
Prepaid Insurance	483,816.89	0.02	420,174.16	0.02	63,642.73	15.15
Guaranty Deposits	9,166,250.26	0.33	8,931,444.88	0.32	234,805.38	2.63
Other Prepayments and Deposits	147,173.00	0.01	537,029.73	0.02	(389,856.73)	(72.59)
Input Tax	-	-	-	-	-	-
Other Deferred Charges	8,871,080.01	0.32	1,314,437.08	0.05	7,556,642.93	574.90
Total	18,668,320.16	0.67	11,203,085.85	0.41	7,465,234.31	66.64
TOTAL CURRENT ASSETS	1,515,821,542.81	54.26	1,174,912,481.85	42.75	340,909,060.97	29.02
PROPERTY, PLANT AND EQUIPMENT (NFS No. 9)						
Land and Other Improvements						
Land	40,831,117.63	1.46	40,823,894.89	1.49	7,222.74	0.02
Total	40,831,117.63	1.46	40,823,894.89	1.49	7,222.74	0.02
Plant, Buildings and Structures						
Plant (UPIS)	1,595,679,150.54	57.12	1,566,399,507.01	56.99	29,279,643.53	1.87
Buildings and Other Structures	142,620,198.67	5.11	138,249,039.64	5.03	4,371,159.03	3.16
Total	1,738,299,349.21	62.23	1,704,648,546.65	62.02	33,650,802.56	1.97
Equipment and Machinery						
Office Equipment	66,547,346.75	2.38	60,650,834.75	2.21	5,896,512.00	9.72
Laboratory Equipment	7,209,588.03	0.26	7,143,588.03	0.26	66,000.00	0.92
Land Transport Equipment	73,789,292.63	2.64	54,006,948.98	1.96	19,782,343.65	36.63
Other Machinery and Equipment	362,736,925.98	12.98	326,656,773.72	11.88	36,080,152.26	11.05
Total	510,283,153.39	18.27	448,458,145.48	16.32	61,825,007.91	13.79
Furniture, Fixtures and Books						
Furniture and Fixtures	3,311,350.97	0.12	3,120,858.75	0.11	190,492.22	6.10
Total	3,311,350.97	0.12	3,120,858.75	0.11	190,492.22	6.10
TOTAL PROPERTY, PLANT AND EQUIPMENT	2,292,724,971.20	82.07	2,197,051,445.77	79.93	95,673,525.43	4.35
Accumulated Depreciation-PPE	(1,214,232,697.47)	(43.47)	(1,124,955,797.49)	(40.93)	(89,276,899.98)	7.94
Total	1,078,492,273.73	38.61	1,072,095,648.28	39.00	6,396,625.45	0.60
Construction-in-Progress (NFS No. 10)						
Construction-in-Progress- Plant	13,305,067.31	0.48	16,313,799.57	0.59	(3,008,732.26)	(18.44)
Construction-in-Progress- Buildings and Other Structures	94,100,149.20	3.37	56,194,272.87	2.04	37,905,876.33	67.46
Total	107,405,216.51	3.84	72,508,072.44	2.64	34,897,144.07	48.13
TOTAL PROPERTY, PLANT AND EQUIPMENT	1,185,897,490.24	42.45	1,144,603,720.72	41.64	41,293,769.52	3.61
OTHER ASSETS (NFS No. 11)						
Intangible Assets	6,122,611.20	0.22	5,672,781.20	0.21	449,830.00	7.93
Accumulated Amortization-Intangible Assets	(1,638,118.86)	(0.06)	(925,185.36)	(0.03)	(712,933.50)	77.06
Intangible Assets,net	4,484,492.34	0.16	4,747,595.84	0.17	(263,103.50)	(5.54)
Restricted funds	84,747,162.19	3.03	254,366,579.03	9.25	(169,619,416.84)	(66.68)
Other Assets	2,607,699.50	0.09	170,065,087.19	6.19	(167,457,387.69)	(98.47)
TOTAL OTHER ASSETS	91,839,354.03	3.29	429,179,262.06	15.61	(337,339,908.03)	(78.60)
TOTAL ASSETS AND OTHER DEBITS	2,793,558,387.08	100.00	2,748,695,464.63	100.00	44,862,922.46	1.63

Cagayan de Oro City Water District
BALANCE SHEET
 As of December 31, 2018

	YEAR TO DATE				Increase (Decrease)	
	Actual This Month		This Month Last Year		Over Last Year	
	Amount	% to Total	Amount	% to Total	Amount	% to Total
LIABILITIES, EQUITY AND OTHER CREDIT ACCOUNTS						
CURRENT LIABILITIES (NFS No. 12)						
Inter-Agency Payables						
Due to National Government Agencies (BIR, etc.)	5,274,092.90	0.19	4,681,677.79	0.17	592,415.11	12.65
Due to Government Owned and/or Controlled Corporation	4,385,213.96	0.16	1,114,014.48	0.04	3,271,199.48	293.64
Total	9,659,306.86	0.35	5,795,692.27	0.21	3,863,614.59	8.61
Other Payables						
Due to Officers and Employees	24,247.23	0.00	64,422.15	0.00	(40,174.92)	(62.36)
Contractor's Security Deposits	25,181,133.00	0.90	29,945,120.28	1.09	(4,763,987.28)	(15.91)
Accrued Light and Power	14,930,672.30	0.53	12,256,818.95	0.45	2,673,853.35	21.82
Other Payables	83,366,174.44	2.98	46,351,453.38	1.69	37,014,721.06	79.86
Total	123,502,226.97	4.42	88,617,814.76	3.22	34,884,412.21	39.37
Loans/ Lease Payable						
Current Portion of Long-term Debt	91,615,751.29	3.28	84,615,372.61	3.08	7,000,378.68	8.27
Total	91,615,751.29	3.28	84,615,372.61	3.08	7,000,378.68	8.27
TOTAL CURRENT LIABILITIES	224,777,285.12	8.05	179,028,879.64	6.51	45,748,405.48	25.55
NON-CURRENT LIABILITIES (NFS 13)						
Loans Payable	597,805,080.42	21.40	694,314,167.28	25.26	(96,509,086.86)	(13.90)
TOTAL NON-CURRENT LIABILITIES	597,805,080.42	21.40	694,314,167.28	25.26	(96,509,086.86)	(13.90)
TOTAL LIABILITIES	822,582,365.54	29.45	873,343,046.92	31.77	(50,760,681.38)	(5.81)
DEFERRED CREDITS (NFS No. 14)						
Customers' Deposit	9,056,122.05	0.32	9,056,122.05	0.33	-	-
Other Deferred Credits	30,562,327.48	1.09	31,103,692.82	1.13	(541,365.34)	(1.74)
TOTAL DEFERRED CREDITS	39,618,449.53	1.42	40,159,814.87	1.46	(541,365.34)	(1.35)
EQUITY (NFS No. 15)						
Government Equity	866,925.40	0.03	866,925.40	0.03	-	-
Capital/Equity Reserve	-	-	-	-	-	-
Donated Capital (OPIC)	119,230,157.23	4.27	119,230,157.23	4.34	-	-
Retained Earnings	1,811,260,489.38	64.84	1,715,095,520.20	62.40	96,164,969.18	5.61
TOTAL EQUITY	1,931,357,572.01	69.14	1,835,192,602.83	66.77	96,164,969.18	5.24
TOTAL LIABILITIES, EQUITY AND OTHER CREDIT ACCOUNTS	2,793,558,387.08	100.00	2,748,695,464.62	100.00	44,862,922.46	1.63

Cagayan de Oro City Water District
COMPARATIVE STATEMENT OF CHANGES IN EQUITY
As of Decemeber 31, 2018
 (With Comparative Figures for the Date Ended Decemeber 31, 2017)

	2018	2017
Government Equity		
Balance at beginning of the period	866,925.40	866,925.40
Additions (deductions)		
Balance at the end of the period	<u>866,925.40</u>	<u>866,925.40</u>
Donated Capital		
Balance at beginning of the period	119,230,157.23	119,230,157.23
Additions (deductions)	-	-
Balance at the end of the period	<u>119,230,157.23</u>	<u>119,230,157.23</u>
Retained Earnings		
Balance at beginning of the period	1,715,095,520.20	1,409,974,955.18
Prior period adjustments	(50,186,175.20)	14,197,154.93
Net income (loss) for the period	146,351,144.38	290,923,410.09
Balance at the end of the period	<u>1,811,260,489.38</u>	<u>1,715,095,520.20</u>
TOTAL EQUITY	<u>1,931,357,572.01</u>	<u>1,835,192,602.83</u>

Cagayan de Oro City Water District
CASH FLOW STATEMENT
 As of December 31, 2018

	CURRENT MONTH	YEAR TO DATE
Cash Flows from Operating Activities		
Cash Inflows:		
Collection of Water Bills	77,600,186.32	994,061,438.53
Collection of Other Water Revenues	1,052,288.40	14,738,717.77
Refund of overpayment of expenses and Cash Advances	22,369.89	573,484.42
Receipt of Performance/Bidders/Bail Bonds	41,701.40	754,225.51
Interest Income	1,038,846.88	7,267,128.70
Subsidy from Nat'l Gov.t Agency	-	61,258,254.00
Fund Transfer from Restricted Funds	-	170,373,571.08
Other Receipts	339,691.81	7,921,354.72
Total Cash Inflows	80,095,084.70	1,256,948,174.73
Cash Outflows:		
Payment of Operating Expenses:		
Payroll	9,871,228.51	131,456,551.30
Fuel/Power for Pumping	15,352,552.36	171,939,075.72
Chemicals	74,000.00	848,566.50
Other Operation and Maint. Expenses	6,996,262.39	87,607,699.75
Payment of Payables	30,313,579.50	352,715,301.40
Purchase of office supplies Inventory	-	848,832.55
Payment of prepaid expenses	62,954.66	19,708,142.73
Remittance of GSIS/PAG-IBIG/Withholding Taxes	11,562,943.02	114,087,592.92
Total Cash Outflows	74,233,520.44	879,211,762.87
Total Cash Provided (used) by Operating Activities	5,861,564.26	377,736,411.86
Cash Flows from Investing Activities:		
Cash Inflows:		
Proceeds from Short-Term Investments		
Proceeds from sale of:		
Office Equipment, Furniture and Fixtures		
Transportation Equipment		
Other Property, Plant and Equipment		
Total Cash Inflows		
Cash Outflows:		
Investments in Securities		
Purchase/construction of		
Buildings and Other Structures	3,629,667.05	36,166,700.67
Office Equipment, Furnitures and Fixtures	380,815.00	9,267,740.65
Transportation Equipment	282,390.00	16,510,490.00
Other Property, Plant and Equipment	2,457,649.15	40,288,583.02
Total Cash Outflows	6,750,521.20	102,233,514.34
Total Cash Provided (Used) by Investing Activities	(6,750,521.20)	(102,233,514.34)
Cash Flows from Financing Activities		
Cash Inflows:		
Proceeds from Borrowings (Loans Payable)		
Total Cash Inflows		
Cash Outflows:		
Cash payment of int.on loans payable and other fin. charges	3,405,009.57	43,674,322.01
Payments of domestic and foreign loans	7,577,039.31	89,508,708.18
Total Cash Outflows	10,982,048.88	133,183,030.19
Total Cash Provided (used) by Financing Activities	(10,982,048.88)	(133,183,030.19)
Cash Provided by Operating, Investing and Financing Activities	(11,871,005.82)	142,319,867.33
Add: Cash and Cash Equivalents - Beginning	1,023,478,673.19	869,287,800.04
Cash and Cash Equivalents, Ending	1,011,607,667.37	1,011,607,667.37

Cagayan de Oro City Water District
NOTES TO FINANCIAL STATEMENTS
 December 31, 2018

I. GENERAL**Note 1 Basis of Reporting**

- Cagayan de Oro City Water District (COWD) is a government-owned and controlled corporation that collects, purifies and distributes potable water to its concessionaires in Cagayan de Oro City and Municipality of Opol.
- The financial statements have been prepared in accordance with Generally Accepted Accounting Principles applied on a consistent basis. It was in November of 2014 that COWD converted its chart of accounts from Local Water Utility Administration's Commercial Practices Manual for Water Districts to Modified New Government Accounting System that is applicable to Water Utilities as prescribed by the Commission on Audit. As to date the Modified NGAS chart of accounts is used in the recording of the District's financial transactions and presentation of the Financial Statements.

Note 2 Significant Accounting Policies**Change in Accounting Policies**

Allowance for Doubtful Accounts. The District uses the aging of accounts receivable for provision for doubtful account as per Modified NGAS accounting policies Chp 4 Sec. 66 as follows:

Age of Accounts	Percentage
1-60 days	1%
61-180 days	2%
181-1 year	3%
More than 1 year	5%

Supplies Inventory. The District uses the asset method in recording materials and supplies. Expense is recognized upon issuance of the items stored in stocks.

Prepayments. The District adopts the asset method in recording payment for insurance, and vehicle registration which are amortized monthly throughout the period of coverage.

Property, Plant and Equipment (PPE)

- Direct cost of land acquired and other incidental expenses are capitalized as part of the cost of land
- PPE are carried at cost less accumulated depreciation. The Depreciation is computed using the straight-line method over the estimated useful lives of the properties ranging from 5 to 50 years after deducting the residual value equivalent to 10% of the original cost of the asset from the total cost of the asset
- The cost of maintenance and minor repairs is charged to expense as incurred, while major repairs, which prolong the life of the assets, are capitalized. When assets are retired or otherwise disposed of, the cost and related accumulated depreciation and amortization are removed from the accounts and any resulting gain or loss is charged to current operation.

Payable Accounts. The District recognized and records payables in the books of accounts only upon delivery of the goods/inventory/other assets and rendition of services to the District.

Income Recognition. Revenues are recorded using the accrual basis of accounting.

Correction of Fundamental errors.

All prior period Income/Expense Account Adjustments/Errors are corrected using Retained Earnings Unappropriated Account while Adjustments/ Errors affecting current years operation are charged to current year's accounts.

The implementation of Computerized Accounting System. The Financial Data-June 2016 from ACCPAC Accounting Software and manually maintained records such as Inventory and Property Plant & Equipment list are migrated to Remantic Accounting Software (RAS) on CY 2016. It was noted that there are variances between the Account Balances reported per Financial Statement - June 2016 and the migrated data per RAS. These are temporarily placed on a clearing account and still subject to reconciliation.

Financial Statement source documents in CY 2017 such as Collection Report, Disbursements, Purchases and Issuances of Materials & Supplies, Journal Vouchers were encoded to RAS. The variances between the original source documents and the encoded data will be reconciled on CY 2018.

II. BALANCE SHEET**Note 4 Cash and Other Cash Accounts**

- The District's cash account consists of undeposited collections and deposits in banks available for general expenditures incurred in operations. The Cash Collecting Officers consists of undeposited cash on hand while Cash in bank - Local Currency is primarily composed of Current Interest Bearing Accounts where its disbursements are thru checks issuances and at the same time earns interest income from its account balances. This account consists of the following:

Account Name		Amount
Cash-Collecting Officers		
-Corrales-Mam Office	3,588,401.21	
-Kauswagan-Sub Office	337,984.71	
-Tinao-Sub Office	<u>138,016.98</u>	4,064,402.90
Working Fund		
-Petty Cash Fund	-	
-Tellers' Change Fund	<u>-</u>	
Cash in Bank in Local Currency, Current Account		
-Amanah Bank	890,334.72	
-Development Bank in the Philippines	142,975,566.33	
-Land Bank of the Philippines	20,599,204.18	
-Philippine Veterans Bank	137,609.49	
-Postal Bank	565,724.13	
-United Coconut Planters Bank	<u>2,509,491.91</u>	167,677,930.76
Total Cash in Bank-Local Currency, Time Deposits		
Development Bank in the Philippine		
-Capital Improvement	417,827,992.92	
-Contingency Fund	14,337,529.19	
-COWD RTC Fund	2,017,420.30	
-COWD WSS Project (Sendong 2)	40,000,000.00	
-Expansion & Operating Reserve	67,062,549.14	
-General Fund- Corrales	187,186,136.01	
-General Fund- Capistrano	60,903,811.59	
-NRW Reduction Project	<u>50,529,894.56</u>	839,865,333.71
Total Cash		<u><u>1,011,607,667.37</u></u>

The District's cash account consists of undeposited cash and deposits in banks available for general expenditures incurred in operations.

- Cash Collecting Officers consists of month end undeposited collections to be deposited in the bank in January 2019.

- Working Fund includes Petty Cash Fund and Change Fund given to designated disbursing officers and tellers. The Petty Cash Fund is operated on an imprest system.

- Cash in bank, Local Currency is primarily composed of Current Interest Bearing Accounts where its disbursements are thru checks issuances and at the same time earns interest income from its account balances.

Note 5 Account Receivables

The Accounts Receivable-Customers Account consists of all amounts due on accounts arising from the services rendered to customers for water sales and incidental services.

Particulars

	<u>Amount</u>
Billing, net of billing adjustments	970,829,603.08
Penalty, net of penalty adjustment	35,695,573.33
Reclassified from Other Assets A/R- Inactive Account per COA AOM NO. COWD2017-18	176,231,078.44
Write-off 1316 dormant accounts from 5/1987-12/2008	(9,350,761.29)
Collections, net of adjustments	<u>(996,843,433.13)</u>
Net Increase/ (Decrease)	176,562,060.43
Beginning Balance- 1/1/2018	<u>141,824,801.22</u>
Total	<u>318,386,861.65</u>
Allowance for Doubtful Accounts	<u>(36,259,606.58)</u>
Net Amount of A/R Customers	<u>282,127,255.07</u>

Note 6 Other Receivables

The District's Other Receivables consists of the following:

<u>Account Name</u>		<u>Amount</u>
Advances to Officers and Employees		2,570.00
Due from Officers and Employees		802.13
Receivable- Disallowances/Charges		39,971,212.51
Insurance/Reinsurance Claims Receivable		13,558.36
Other Receivable		
Customers	112,053.15	
Electric Companies	63,844.00	
Employees of Other Water Districts	1,150.00	
Ex-employees and Officers	2,393.71	
Gawad Kalinga Beneficiaries	6,200.00	
Gov't Agencies	243,367.42	
Hospitals	2,129.56	
Hotels	9,089.66	
Calaanan Home Owners Association	(16,291.00)	
NGOs	1,727.05	
Past Board of Directors	132,185.35	
Schools	33,236.28	
Subdivisions	300,757.04	
Suppliers	5,155.73	
Water Districts	86,761.53	
Others	49,074.69	
Total		<u>1,032,834.17</u>
		<u>41,020,977.17</u>

COA Notice of Disallowance for the period covered CY 1994 to CY1999

Reference	Date	Transaction Period	Amount Disallowed	Need Not be Refunded/Lifted	Adjusted Disallowance
CSB No.					
95-001-101(94)	8/24/1995	Jan.-Dec.'94	2,060,962.95		
97-001(95)	4/8/1997	Jan.-Dec.'95	4,860,096.26		
98-001(96)	6/9/1998	Jan.-Dec.'96	1,603,601.66		
99-001-101(97)	3/22/1999	Jan.-Dec.'97	<u>2,236,099.30</u>		
Total			10,760,760.17		
Less: Miscalculation			32,317.17		
Adjusted Amount			<u>10,728,443.00</u>	6,773,047.36	3,955,395.64
Less: COWD Retirement Plan Fund Returned to General Fund per JV#12-016-10					<u>1,866,177.89</u>
Net Amount Disallowed 1994-1997 recorded in the books per JV#02-025A-16 dtd. 2/29/16 and JV#12-029-					2,089,217.75
Less: Amount deducted from Orlando Romero (P 4,450.00)/Elva Ubay-Ubay (P 4,450.00)/Rommel Gaylo (P 1,600.00) per DV#15-07-05-021					<u>10,500.00</u>
Net Amount Disallowed 1994-1997					2,078,717.75
2000-001-(98/99) 9/25/2000		Jan. 1, 1998-May 31, 1999	<u>37,363,278.47</u>	-	37,363,278.47
Add:					529,216.29
COA AOM 2016-11 (Travel to Cambodia) recorded in the books per JV#12-25A-16					<u>529,216.29</u>
TOTAL COA NDs RECORDED IN THE BOOKS					<u>39,971,212.51</u>

Note 7 Inventories

This account includes items stored in COWD warehouse, such as office supplies, janitorial supplies, fuel, oil & lubricants, plant materials, operating supplies, chemicals, construction materials, finished goods, tools, meters and other supplies.

<u>Account Name</u>	<u>Amount</u>
Office Supplies Inventory	7,113,734.50
Fuel, Oil and Lubricants	297,675.17
Chemicals and Filtering Supplies Inventory	1,534,585.65
Maintenance Supplies Inventory	15,270,968.69
Construction Materials Inventory	15,566,287.10
Other Inventories	
Meters	39,005,495.35
Service Connection	36,031,814.54
Transmission Distribution Pipe	57,918,858.78
Tools and Other Suppliers	1,435,146.08
Work in Progress Inventory (for reconciliation)	(329,486.42)
Finished Goods Inventory	1,724,316.91
Hydrants	901,551.76
Personal Protective Equipment	79,528.27
Clearing	(14,153,153.33)
Total	<u><u>122,614,071.94</u></u> <u><u>162,397,323.05</u></u>

Note 8 Prepayments, Deposits and Deferred Charges

<u>Account Name</u>	<u>Amount</u>
Prepaid Rent	-
Prepaid Insurance	483,816.89
Other Prepayments and Deposits	
Officers & Employees	-
LTO	34,579.00
Associations	-
Bureau of Treasury	112,594.00
LWUA	-
Total Prepayments	<u><u>147,173.00</u></u> <u><u>630,989.89</u></u>

Guaranty Deposit. This account consists of cash deposits to various offices for specific purposes such as guaranty for fulfillment of obligations.

<u>Office</u>	<u>Purpose</u>	<u>Amount</u>
CEPALCO	Electric bill deposit	5,790,671.59
MORESCO	Electric bill deposit	83,775.72
MISORTEL	Telephone deposit	51,417.00
COACO	oxygen/acetylene tank deposit	2,500.00
Mabuhay Vinyl Corporation	gas chlorine tank deposit	489,000.00
City Treasurer's Office	bond of projects	2,242,372.97
Metropolitan Circuit Trial Court	bond of projects	10,000.00
DPWH Region 10	bond of projects	274,746.66
Pryce Corporation Incorporated	tank deposit	7,000.00
Cagayan de Oro Corporation	Deposit	150,000.00
MisOr 2nd Dist. Eng'g Office	Cash bond of projects	14,766.32
Primestar Realty & Developer Inc.	Rental deposit	50,000.00
Total		<u><u>9,166,250.26</u></u>

Deferred Charges. This account consists of the following:

<u>Particulars</u>	<u>Amount</u>
Visayan Surety-Injunction Bond	400,407.96
Land Transfer Cost -Deferred Costing	193,658.56
Non-moving Items for disposal	168,813.61
Advance Payment to Contractors	8,108,199.88
Total	<u><u>8,871,080.01</u></u>

Note 9 Property, Plant and Equipment

This account consists of the following:

Land and Land Rights		40,831,117.63
Springs & Tunnels	5,000.00	
Wells	108,183,056.13	
Reservoirs & Tanks	34,058,627.07	
Transmission & Distribution Mains	946,246,472.17	
Fire Mains	3,423.70	
Services Connections	245,566,267.93	
Meters	215,497,797.46	
Meters Installation	22,756,137.37	
Hydrants	7,595,530.15	
PPE Held For Future Use	2,986,731.00	
Unclassified PPE	-	
Clearing Plant (UPIS)	<u>12,780,107.56</u>	1,595,679,150.54
Source of Supply Structures & Improvements	22,291,513.84	
Pumping Structures & Improvements	68,120,394.92	
Trans. & Dist. Structures & Improvements	17,463,201.01	
Gen Plant Structures & Improvements	33,311,666.15	
Buildings and Other Structures-Clearing	<u>1,433,422.75</u>	142,620,198.67
Office Equipment	64,742,682.71	
Office Equipment-Clearing	<u>1,804,664.04</u>	66,547,346.75
Laboratory Equipment	7,228,588.03	
Office Equipment-Clearing	<u>(19,000.00)</u>	7,209,588.03
Land Transport Equipment	60,415,868.63	
Land Transport Equipment-Clearing	<u>13,373,424.00</u>	73,789,292.63
Other Machinery and Equipment		
Power Production Equipment	45,291,484.43	
Pumping Equipment	187,014,098.75	
Water Treatment Equipment	21,663,990.35	
Store Equipment	38,900.00	
Communications Equipment	10,836,066.10	
Power Operated Equipment	39,504,362.15	
Tools, Shop & Garage Equipment	51,301,277.69	
Surveying Instrument/ Accessories	41,207.82	
Disaster Response & Rescue Equipment	300,000.00	
Other Machinery and Equipment-Clearing	<u>6,745,538.69</u>	362,736,925.98
Furniture and Fixtures	3,268,876.78	
Furniture and Fixtures-Clearing	<u>42,474.19</u>	3,311,350.97
Total Property, Plant and Equipment		2,292,724,971.20
Accumulated Depreciation		<u>(1,214,232,697.47)</u>
Total Property, Plant and Equipment, net		<u><u>1,078,492,273.73</u></u>

PPE Held For Future Use

Category	Date Acquired	Amount
A. Future Site of Production Wells		
1. Balulang, Lot Area:250sq.m TCT# T133577 (Wenceslao Galope)	8/26/1999	212,500.00
2. Balulang, Lot Area:324sq.m TCT# T128589 (Leonel Caballero)	10/29/1998	275,400.00
3. Puntakon Igpit Opol, MisOr., Lot Area 718sq.m. No TCT (Jose Tanco)	7/23/1996	<u>251,300.00</u>
B. Submersible Motors & Others		739,200.00
C. Pressure Sustaining Valves		268,911.00
TOTAL PPE HELD FOR FUTURE USE		<u><u>1,978,620.00</u></u>

Note 10 Construction in Progress

This includes all on going construction for property plant which are not ready for use at balance sheet date. This account consists of the following:

Particulars	Amount
Construction Work in Progress of Major Works - Youngsville Project (P5000000 loan)	6,100.00
Construction Work in Progress of Major Works - Administration Projects	<u>13,298,967.31</u>
Total for Construction Work in Progress of Major Works	13,305,067.31
Major maintenance works by administration	93,537,890.20
Major maintenance works - REHAB (SENDONG)	<u>562,259.00</u>
Total	<u><u>107,405,216.51</u></u>

Note 11 Other Assets

Restricted Funds consists of deposits for special or specific purposes such as guaranty for the fulfillment of obligations, holdout deposits and garnished bank accounts. This also includes special & time deposit in bank to set aside the deposits received from the customers and the balance of this bank account will offset the balance of Customers Deposits.

Account Name						LBP	Grand Total
	Special Deposit	Hold-out Deposits	Time Deposit	Garnished Accounts	Total	Garnished Accounts	
COWD/ LWUA JSA	30,747.01		7,655,723.63		7,686,470.64	1,234,367.85	8,920,838.49
Customers Guaranty Deposit	72,143.94		11,727,632.69		11,799,776.63	17,451.94	11,817,228.57
COWD Special Projects				3,790.96	3,790.96		3,790.96
COWD Contingency Fund				5,509.87	5,509.87		5,509.87
COWD Capital Improvement					-	15,262.67	15,262.67
COWD LBP Savings Account					-	10,302.26	10,302.26
Loan Hold Out Deposits-Prev.Yr.		28,524,895.82			28,524,895.82		28,524,895.82
Loan Hold Out Deposits-NRW		5,569,333.55			5,569,333.55		5,569,333.55
Loan Hold Out Deposits-DLSC		29,880,000.00			29,880,000.00		29,880,000.00
Grand Total	102,890.95	63,974,229.37	19,383,356.32	9,300.83	83,469,777.47	1,277,384.72	84,747,162.19

DBP-Hold Out Deposit

Per Continuing Deed of Assignment with Hold-out with the DBP dated September 30, 2008, under no. 3 Terms and Conditions:

At any time while the Term Loan is outstanding, the Assignor shall cause to be maintained in the Deposit Account an amount equivalent to at least two(2) monthly amortizations (principal & interest) due on the Term Loan, mentioned in the Term Loan Agreement (collectively, the "Amount Held-Out"). For this purpose, the Assignor agrees not to make any withdrawal from the deposit account that will diminish the balance thereof to an amount less than the Amount Held-Out. The Assignor agrees that the Assignee shall have full control over the Amount Held-Out while the Term Loan and other amounts due thereon or by reason thereof remain outstanding and the Assignor cannot withdraw the same or any portion thereof without the prior written consent of the Assignee. Further, the Assignor hereby authorizes the Assignee to debit from the Deposit Account all amounts due and payable by the Assignor to the Assignee under the Term Loan Agreement and other documents executed in connection with the Term Loan.

Per Deed of Assignment with Hold-out Agreement dated Feb. 07, 2017

The Assignee has granted the Assignor a total Loan of P 433,039,067.00 to be secured by an assignment with hold-out of Assignor's Peso Deposit with the Assignee. The Assignor has a deposit with the Assignee the amount of P 125,099,740.74, P 75,055,289.53 and P 5,500,000.00 covered by the Savings Account Nos. 0810-020011-531, 0810-027324-530 and 0810-020011-160. Therefore, by these presents, hereby assigns, transfers and conveys unto the Assignee all its rights, title to and interests in the deposit, together with all the interest due thereon and/or any renewal, roll-over or substitution thereof issued to and its name to the extent of the amount due and payable. The Assignor agrees that the Assignee shall have full control over the Amount Held-Out while the Term Loan and other amounts due thereon or by reason thereof remain outstanding and the Assignor cannot withdraw the same or any portion thereof without the prior written consent of the Assignee. Furthermore, the Assignor hereby authorizes the Assignee to debit from the Deposit Account all amounts due and payable by the Assignor to the Assignee under the Term Loan Agreement and other documents executed in connection with the Term Loan.

DBP-Hold Out for Irrevocable Domestic Standby Letter of Credit

DBP Corrales issued on April 18, 2018 an Irrevocable Domestic Standby Letter of Credit No. DSLC18006 of Cagayan de Oro City Water District to be opened against COWD deposit hold-out per Account No. 0810-020011-531. This will serve as a Guarantee in compliance with the Bulk Water Supply Agreement dated October 30, 2017, under no. 4.07 of the Terms and Conditions.

Garnished Accounts

On April 03, 2007 the Bureau of Internal Revenue ordered the garnishment of the COWD funds from depository banks. Therefore, these current accounts are frozen until BIR will lift its garnishment order.

Other Assets consists of the following:

Account Name	Amount
Idle Land	2,362,699.50
Land Occupied by Squatters	245,000.00
Inactive A/R Account	-
Total	2,607,699.50

Idle Land & Land Occupied by Squatters. These are owned by COWD but are not currently being used.

Accounts Receivable Customers-Inactive Accounts. The following are the amounts in Pesos of inactive accounts which are part of the total Accounts Receivable from Customers for the last quarter of CY 2015. (Data taken from CSD). Part of this amount involves 4,610 concessionaires covering the period from 1986 to 1991 with a total amount of Ph3,554,406.77. Approved by COWD's Board of Directors per Board Resolution No. 141 dated Dec. 20, 2000 the said amount was written off per JV No. 07-23-03. In adherence with COA, that no Accounts Receivable will be written off without the approval of the Chairman of the Commission on Audit, JV No. 07-23-03 was reversed per JV No. 10-038-08.

Month	Gross	Allow for DA	Net Amount
January	170,634,261.35	8,487,099.43	162,147,161.92
February	171,120,174.80	8,515,839.37	162,604,335.43
March	170,907,423.64	8,515,839.37	162,391,584.27
April	171,124,338.11	8,515,839.37	162,608,498.74
May	171,439,620.95	8,515,839.37	162,923,781.58
June	171,351,944.31	8,533,209.96	162,818,734.35
July	172,326,640.77	8,533,209.96	163,793,430.81
August	172,855,103.72	8,533,209.96	164,321,893.76
September	174,547,723.41	8,533,209.96	166,014,513.45
October	175,486,557.44	8,533,209.96	166,953,347.48
November	175,821,795.17	8,748,506.26	167,073,288.91
December	176,231,078.44	8,773,690.75	167,457,387.69

The Balance of Inactive Accounts Receivable as of December 31, 2014 amounting to Php 155,659,586.42 was reclassified to Other Assets per JV#12-28A-14 in adherence to AOM No. 2015-033(2014) dated February 17, 2015. Furthermore, any subsequent increase in Inactive A/R will also be reclassified to Other Assets.

In adherence to COA AOM No. COWD2017-18, Inactive Accounts Receivable classified as Other Assets amounting to P 171,351,944.31 as of June 2017 was reclassified back to Accounts Receivable Customers- Arrears/Penalty Account per JV#02-28-18.

Additional Other Assets Accounts Receivable-Inactive Accounts from July to December 2017 was reclassified back to Accounts Receivable customers-Arrears/Penalty per JV#03-28I-18.

Note 12 Current Liabilities

Inter-Agency Payables			
Due to National Government Agencies (BIR, etc.)			
Employees Tax Withheld	609,048.39		
Franchise Tax 2%	1,328,541.99		
Professional Tax Withheld	49,612.50		
Rental Tax Withheld (for reconciliation)	5,693.77		
Suppliers' Tax Withheld	3,281,196.25	5,274,092.90	
Due to Government Owned and/or Controlled Corporation			
GSIS	4,030,321.52		
PAG-IBIG Fund	61,428.58		
PHILHEALTH	292,864.46		
SSS	599.40	4,385,213.96	9,659,306.86
Other Current Payables			
Due to Officers and Employees		24,247.23	
Contractor's Security Deposits			
Retention on contract payments		18,957,990.90	
Performance and Bids Securities		6,223,142.10	25,181,133.00
Accrued Light and Power			
CEPALCO		14,529,793.69	
MORESCO		400,878.61	14,930,672.30
Other Payables			
Legal Counsel (Notarial Fee)		1,153,564.00	
COWD Coop		98,325.55	
COWD Provident Fund		221,745.09	
Suppliers		50,757,436.42	
Associations		21,374.00	
Hospitals		8,999.76	
Various Payables		30,925,386.52	
Clearing		172,727.40	
Refunds		6,615.70	83,366,174.44
Current Portion of Long-term Debt			123,502,226.97
LWUA			8,875,141.70
DBP			82,740,609.59
Total Current Liabilities			224,777,285.12

Taxes Claimed by the Bureau of Internal Revenues per Revenue Regulation. No. 16

Per BIR Assessment Notice No. RR-16-098-112-05 dated 09/14/05, the following taxes are being claimed by BIR covering the period from 1997 to 2003.

	<u>Basic</u>	<u>Penalty</u>	<u>Total</u>
Income	96,816,603.38	150,587,525.05	247,404,128.43
Franchise	36,090,527.28	53,756,303.12	89,846,830.40
VAT	1,430,967.06	2,266,987.68	3,697,954.74
Total	134,338,097.72	206,610,815.85	340,948,913.57

BIR RR-10 sent a notice dated 02/28/07 informing the District to settle the said tax liability within 10 days from receipt and to avail the One Time Administrative Abatement until 03/30/07. A meeting with the BIR resulted to a compromise agreement that the District will only pay the 2007 franchise tax while the assessment is still under appeal with the On 04/03/07, the BIR ordered the garnishment of the District Funds from it depository banks. The garnishment was lifted on 04/25/07. The District paid the basic franchise tax for:

1997-2003	
EPCIB garnished deposit - ROR# 26606 dtd. 05-02-07	87,586.20
Postal Bank garnished deposit dtd. 05-03-07	17,235.80
CV#05-55 dtd 05-10-07	12,000,000.00
CV#06-254 dtd 06-28-07	5,000,000.00
1997-2003	
CV#07-156 dtd 07-19-07	2,000,000.00
CV#07-256 dtd 07-31-07	3,000,000.00
CV#07-259 dtd 07-31-07	2,000,000.00
CV#09-61 dtd 09-07-07	2,500,000.00
CV#11-229 dtd 11-29-07	500,000.00
Year 2011 (Accumulated)	8,985,705.28
Total	36,090,527.28
Remaining Balance as of 12/31/2011	-
2004	
Total Payable - JV#06-033-11	5,053,522.84
Payments:	
Year 2012 (Accumulated)	5,053,522.84
Remaining Balance	-
2004	
Total Payable - JV#06-033-11	5,053,522.84
2005	
Total Payable - JV#06-033-11	6,562,738.30
Payments:	
Year 2012 (Accumulated)	6,562,738.30
Remaining Balance	-
2006	
	9,794,937.43

2007		2008			
Mar	3,063,270.60	Jan - Mar	2,835,518.96		
Apr.	1,045,543.40	Apr.	953,408.87		
Ma.	970,013.91	Ma.	940,211.57		
Jun.	935,756.64	Jun.	984,563.83		
Jul.	934,726.43	Jul.	950,465.26		
Aug.	988,234.79	Aug.	981,252.18		
Sept.	943,413.40	Sept.	974,306.51		
Oct.	967,169.43	Oct.	960,698.27		
Nov.	967,835.18	Nov.	992,234.66		
Dec.	953,718.90	Dec.	983,441.43		
Total	<u>11,769,682.68</u>	Total	<u>11,556,101.54</u>		
Less Withheld Taxes	61,166.01	Less Withheld Taxes	88,297.24		
Net Tax Paid	<u>11,708,516.67</u>	Net Tax Paid	<u>11,467,804.30</u>		
2009		2010			
Jan.	981,355.84	Jan.	1,017,870.86		
Feb.	961,422.15	Feb.	990,648.25		
Mar	966,991.06	Mar	993,568.22		
Apr	1,036,887.42	Apr	1,083,732.96		
Ma.	1,010,809.94	Ma.	986,118.35		
Jun	1,004,488.87	Jun	1,032,311.43		
Jul	987,837.71	Jul	1,041,104.73		
Aug	1,038,028.80	Aug	1,060,164.68		
Sep	1,033,455.70	Sep	1,042,640.32		
Oct	1,000,908.05	Oct	1,035,156.92		
Nov	1,006,582.13	Nov	995,903.77		
Dec	1,005,987.60	Dec	1,047,699.48		
Total	<u>12,034,755.27</u>	Total	<u>12,326,919.97</u>		
Less Withheld Taxes	32,515.13	Less Withheld	39,947.47		
Net Tax Paid	<u>12,002,240.14</u>	Net Tax Paid	<u>12,286,972.50</u>		
2011		2012			
Jan.	1,076,089.41	Jan.	602,585.94		
Feb.	961,556.32	Feb.	938,409.08		
Mar	1,014,005.93	Mar	1,750,550.05		
Apr	1,011,284.99	Apr	964,516.31		
Ma.	1,033,584.76	Ma.	964,516.31		
Jun	1,069,739.96	Jun	1,023,689.60		
Jul	1,055,174.97	Jul	804,413.76		
Aug	1,081,839.83	Aug	660,059.65		
Sep	1,060,272.80	Sep	889,855.47		
Oct	1,300,033.18	Oct	933,573.66		
Nov	1,299,404.29	Nov	857,929.25		
Dec	835,825.78	Dec	761,167.42		
Total	<u>12,798,812.22</u>	Total	<u>11,151,266.50</u>		
Less Withheld Taxes	100,202.65				
Net Tax Paid	<u>12,698,609.57</u>				
2013		2014		2015	
Jan.	911,758.35	Jan.	1,102,142.76	Jan.	1,309,519.21
Feb.	904,736.83	Feb.	1,231,961.66	Feb.	1,608,113.02
Mar	849,446.65	Mar	1,022,045.66	Mar	1,122,095.67
Apr	864,433.06	Apr	1,192,834.86	Apr	1,272,533.11
Ma.	1,035,896.77	Ma.	1,148,134.48	Ma.	1,440,221.48
Jun	977,193.73	Jun	1,368,744.90	Jun	1,397,498.59
Jul	1,015,110.74	Jul	1,340,485.64	Jul	1,430,113.74
Aug	1,050,631.27	Aug	1,417,220.27	Aug	1,385,368.46
Sep	1,047,107.46	Sep	1,393,879.34	Sep	1,551,951.59
Oct	997,278.11	Oct	1,322,180.81	Oct	1,230,733.96
Nov	1,030,288.29	Nov	1,376,812.78	Nov	1,371,380.39
Dec	1,067,932.47	Dec	1,352,503.94	Dec	1,353,738.67
Total	<u>11,751,813.73</u>	Total	<u>15,268,947.10</u>	Total	<u>16,473,267.89</u>
2016		2017		2018	
Jan	1,402,581.46	Jan	1,369,213.50	Jan	1,322,984.89
Feb	1,453,106.72	Feb	1,479,398.32	Feb	1,491,126.44
Mar	1,307,233.76	Mar	1,304,556.64	Mar	0.00
Apr	1,388,264.64	Apr	1,532,202.24	Apr	2,688,304.91
May	1,284,475.36	May	1,269,802.05	May	0.00
Jun	1,518,689.12	Jun	1,548,364.29	Jun	0.00
Jul	1,420,579.99	Jul	1,335,792.91	Jul	4,344,460.04
Aug	1,322,142.37	Aug	1,437,942.83	Aug	0.00
Sep	1,465,890.32	Sep	1,419,284.75	Sep	0.00
Oct	1,354,243.15	Oct	1,367,207.98	Oct	4,255,136.74
Nov	1,348,512.09	Nov	1,372,314.54	Nov	0.00
Dec	1,369,443.91	Dec	1,347,936.67	Dec	2,954,773.72
Total	<u>16,635,162.89</u>	Total	<u>16,784,016.72</u>	Total	<u>17,056,786.74</u>

Note 13 Non Current Liabilities

Loans Payable consists of the following loans granted by Local Water Utilities Administration (LWUA) and Development Bank of the Philippines. Details is shown below:

LAN	Particulars	Year	Loan Terms		Maturity	Start of	Repayment Period	Principal	Repayments	Balance as of
			Lender	Interest						
1-057	Phase II - A Prod. Wells	10/1/1983	LWUA	11%	12/31/2015	3/31/1990	26.00	5,000,000.00	5,003,350.21	12/31/18 (3,350.21)
1-051	Phase II-B Project - Schedules A, B & C	2/11/1988	LWUA	13%	7/31/2021	8/31/1995	26.00	95,079,394.29	69,895,411.50	25,183,982.79
3-747	Phase III - 520.128M Less Payment as of 08/2008 Balance	5/30/1996	LWUA	13%	9/30/2031	10/31/2005	26.00	520,128,000.00 (9,334,840.00) 510,793,160.00		
	Less Amount refinanced by DBP Loan Amount - Phase 3 214.6M Less: Payments as of April 2013 Balance			13%	9/30/2031	9/30/2008	23.08	(296,118,104.00) 214,675,056.00 (10,144,575.00) 204,530,481.00		
	Less: Amount-refinanced by DBP Balance for amortization							(183,623,730.10) 20,906,750.90	3,391,485.00	17,515,265.90
3-840	Phase 3 - 191.121M Less Payment as of 08/2008 Balance	7/5/2006	LWUA	13%				191,121,000.00 (2,320,113.00) 188,800,887.00		
	Less: Amount refinance by DBP Loan Amount - Phase 3 191.121M Balance							(188,800,887.00)		
4-2317	Phase III - 200M	8/31/2006	LWUA	12.5% 13.5%	12/31/2026	1/31/2007	20.00	100,000,000.00 100,000,000.00 200,000,000.00		
	Total Less: Payments as of April 2013 Balance							(20,678,853.00) 179,321,147.00		
	Less: Amount refinance by DBP Balance							(179,321,147.00) 0.00	0.00	0.00
4-2547	Youngsville WSS-4 108M Total - LWUA LOANS	2/3/2009	LWUA	7.9%	11/30/2016	12/31/2011	5.00	4,108,071.24 418,862,521.53	4,108,071.24 82,398,317.95	0.00 42,695,898.48
511-357-455-9	502.011 M Refinanced Loan	9/30/2008	DBP	9.00	9/30/2023	10/30/2008	15.00	502,011,668.62	272,041,673.20	229,969,995.42
	370.203M Refinance Loan	5/30/2013	DBP	7.6%	5/30/2028	5/30/2013	15.00	370,203,774.64	137,798,071.88	232,405,702.76
	200 M Back to Back Loan	3/13/2017	DBP	4.65%	9/8/2017		0.50	200,000,000.00	200,000,000.00	0.00
2017-008	180.090 NRW Reduction Program	9/8/2017	DBP	5.70%	9/8/2032	10/8/2017	15.00	180,090,092.00	15,007,507.65	165,082,584.35
2017-009	23.45M NRW Reduction Program	9/8/2017	DBP	4.65%	9/8/2024	10/8/2017	7.00	23,455,053.00	4,188,402.30	19,266,650.70
	Total - LWUA & DBP							1,694,623,109.79	711,433,972.98	689,420,831.71
										91,615,751.29
										597,805,080.42

Less: Current Portion Long-term Debt
Total Long-term Liabilities

SUMMARY:

I. LWUA		Acct 433 Long-term Loans	Acct 434 Current Portion	Total Loans
1-057	Phase II - A Prod. Wells		(3,350.21)	(3,350.21)
1-051	Phase II-B Project - Schedules A, B & C	16,970,655.88	8,213,326.91	25,183,982.79
3-747	Phase III - 520.128M	16,850,100.90	665,165.00	17,515,265.90
4-2317	Phase III - 200M	0.00	0.00	0.00
4-2547	Youngsville WSS-4 108M	0.00	0.00	0.00
	TOTAL LWUA	33,820,756.78	8,875,141.70	42,695,898.48
II. DBP				
2008-181	502.011M Refinanced Loan	187,326,425.47	42,643,569.95	229,969,995.42
2013-007	370.203M Refinanced Loan	207,725,451.08	24,680,251.68	232,405,702.76
	200M Back to Back Loan			0.00
2017-008	180.090 NRW Reduction Program	161,671,802.51	3,410,781.84	165,082,584.35
2017-009	23.45M NRW Reduction Program	7,260,644.58	12,006,006.12	19,266,650.70
	TOTAL DBP	563,984,323.64	82,740,609.59	646,724,933.23
	GRAND TOTAL	597,805,080.42	91,615,751.29	689,420,831.71

The amount of Php502,011,668.662 was credited to LWUA's LBP-Commonwealth branch saving account no. 511357455-9 on September 30, 2008 and was applied as follows:

LAN	Loan Outstanding as of Aug. 2008	Application of the 50% loan	2% Preterm. Fee	Total Refinanced Amount	Outstanding Balance
1-051	79,122,331.80				
1-057	2,440,640.00				
3-747	510,793,160.00	296,118,104.00	5,922,362.08	302,040,466.08	214,675,056.00
3-840	188,800,887.00	188,800,887.00	3,776,017.74	192,576,904.74	
4-2317	196,075,261.00				
OAB	7,394,297.80	7,394,297.80		7,394,297.80	
TOTAL	984,626,577.60	492,313,288.80	9,698,379.82	502,011,668.62	

The amount of Php370,203,774.64 was credited to LWUA's LBP Commonwealth Branch Savings Account No. 511357455-9 on May 30, 2013 and was applied as follows:

LAN	Loan Outstanding as of Apr. 2013	Application of the 80% loan	2% Preterm. Fee	Total Refinanced Amount
1-051	63,500,316.61			
1-057	1,020,592.00			
3-747	204,530,481.00	183,623,730.10	3,672,474.60	187,296,204.70
4-2317	179,321,147.00	179,321,147.00	3,586,422.94	182,907,569.94
4-2547	3,095,481.24			
TOTAL	451,468,017.85	362,944,877.10	7,258,897.54	370,203,774.64

The pretermination fees charged by LWUA and the front-end fees/documentary stamps charged by DBP are being amortized for 15 years as follows:

Refinance Loan	2% Preterm Fee LWUA	Front-end fee/ Doc stamp DBP	Start of Amort.	No. of years	Total Amount	Per Annum	Per Month
502.011M	9,698,379.82	6,651,664.61	Oct. 2008	15.00	16,350,044.43	1,090,062.96	90,833.58
370.203M R	7,258,897.54	2,905,039.00	Jun. 2013	15.00	10,163,936.54	677,595.77	56,466.31

The pretermination fees charged by DBP and the front-end fees/documentary stamps.

Refinance Loan	2% Preterm Fee	Front-end fee/ Doc stamp DBP	Start of Amort.	No. of years	Total Amount
502.011M	9,698,379.82	6,651,664.61	Oct. 2008	15.00	16,350,044.43
370.203M Refinance Loan	7,258,897.54	2,905,039.00	Jun. 2013	15.00	10,163,936.54
200 M Back to Back Loan		490,411.00	Sep. 2017	0.50	490,411.00
180.090 NRW Reduction Program		900,451.00	Oct. 2017	15.00	900,451.00
23.45M NRW Reduction Program		117,276.00	Oct. 2017	7.00	117,276.00

Note 14 Deferred Credits

Customers' Deposit. This account amounting to Php 9,056,122.05 pertains to the deposits made by customers normally before the extension of any service connections as security for the payment of subsequent bills, or as a meter deposit.	
Other Deferred Credits.	
LWUA Grant from	
Office of the Pres. per COWD OR#3542064 dtd. 1/4/12	52,791,000.00
Speaker Belmonte per COWD OR# 3534291 dtd. 1/24/12	1,000,000.00
Total LWUA Grant	<u>53,791,000.00</u>
Less: Disbursements	<u>2,317,749.69</u>
LWUA Grant Balance	2,317,749.69
Add: Other Deffered Credits (Account 45900)	
COWD Bugo Village	313,726.38
Service Connection Materials paid by customers subject for reconciliation	3,459,302.39
Barangay Lapusan Rehab	1,036,823.15
COWD NHA CDO Bayanihan Village Project	10,691,220.60
WSS Calaanan Project	6,020,000.00
Others (Acct. 45900)	6,723,505.27
Total Other Deffered Credits	<u>30,562,327.48</u>

The LWUA Grant is reserved for the rehabilitation of COWD's properties damaged by typhoon Sendong.

Note 15 Equity

Capital Contribution - Government Equity consist of:	
A. City Government	
1. Fixed Assets turned over by the City Gov't to WD on Dec. 31, 1973, net of P1,035,562.30	544,711.22
Less: Land reverted to donors (JV 12-60-05)	(18,900.00)
2. A/R -Customers turned over on Dec. 31, 1973	167,199.08
3. Cost of Cogon Market Pipeline	28,419.94
Sub-total	<u>721,430.24</u>
B. USAID Grant	
Regional Water Supply Training & Library.	145,495.16
Total	<u>866,925.40</u>

Capital/Equity Reserve

This account is set up for the Expansion of Operating Reserves in the amount of P3,170,523.91, which was taken from the COWD-DBP General Fund and transferred to a new account at Postal Bank. This reserve was approved by the Board of Directors per Board Resolution No. 159, s-03 dated Sep. 24, 2003. On Sep. 30, 2008, the amount of P3,170,522.91 plus the accumulated interest of P755,010.49 was transferred to DBP-Corrales as holdout deposit for the DBP-P502.011 Million Refinanced Loan. This amount was returned to Retained Earnings-Unappropriated per JV#07-011-16.

A. Other Paid in Capital

Laboratory Equipments	102,504.19
Transmission and Distribution Mains	42,631,006.51
Office Furnitures & Fixtures	66,950.00
Distribution Lines	843,073.25
Fire Hyrants	2,622,454.25
Meter Stub-out	-
M.STB-Iponan, Westfield Home	941,247.09
PPE-TranspoEquip-Geo-Transprt	763,000.00
PPE-JICA Donation	40,994,730.00
PPE-Swiss Humanitarian Aid Donation	1,999,957.90
Total	<u>90,964,923.19</u>

B. Appraisal Capital

The total amount of P28,442,834.00 was taken up representing under valuation of land and land rights and booked up per JV 11-36-96 and JV12-51-96. The amount of P177,600.00 representing appraisal cost of land reverted to donors per JV 12-20-05. Breakdown of parcels of land and its corresponding appraisal cost are as follows:

Location	Area sq.m.	Appraisal Cost
Aluba Reservoir	1441	386,057.50
Balulang PW No. 14	300	42,325.00
Balulang PW No. 4	200	20,000.00
Balungis PW No. 17	300	90,000.00
Bantiles, Bugo PW No. 11	400	103,127.25
Bontola PW No. 2	600	220,000.00
Bontola Reservoir	2784	393,232.00
Bugo, Reyes PW No.5	482	96,400.00
Bugo Reservoir	420	37,800.00
Bugo PW No. 6	150	21,000.00
Calaanan PW No. 10	1409	650,008.18
Calaanan PW No. 12	400	165,010.00
Calaanan PW No. 15	400	167,780.00
Calaanan	396	172,000.00
Camaman-an Reservoir	2698	187,844.37
Carmen	120	93,600.00
Carmen Reservoir	3600	879,650.00
Corrales Ave., Main Bldg.	991	9,806,307.00
Gaston Park	281	269,760.00
Grechills Reservoir	420	252,000.00
Gusa	490	161,700.00
Kauswagan Shop Bldg.	4789	6,055,985.00
Macasandig Booster Pump	750	810,000.00
Macasandig PW No. 1 Operation Bldg.	1620	2,218,600.00
Macasandig PW No. 4	116	115,416.00
Macasandig PW No. 7	1200	540,000.00
Macasandig PW No. 8	432	140,560.00
Macasandig	252	70.18
Macasandig PW No. 3 & 3A	254	189,616.56
Macasandig	348	156,600.00

Location	Area sq.m.	Appraisal Cost
Macasandig PW No. 9	7743	3,677,925.00
Macasandig Old Pump	218	320,460.00
Total		28,442,834.04
Land reverted to donor	150	(21,000.00)
Land reverted to donor	348	(156,600.00)
Balance as of 12/31/2012		28,265,234.04

Retained Earnings

Beginning Balance-1/1/2018			
Retained Earnings - Unappropriated	1,714,951,426.20		
Retained Earnings - Appropriated	144,094.00	1,715,095,520.20	
Total Net Income		146,351,144.38	1,861,446,664.58
Miscellaneous Charges to Retained Earnings due to prior period adjustments			(50,186,175.20)
Ending Balance- 12/31/18			1,811,260,489.38

In adherence with AOM No. COWD2015-23 dated 11/5/2015, the Donated Capital from LWUA Sendong Grant amounting to P 36,476,905.41 was reclassified to Retained Earnings Appropriated per JV No.11-28D-15.

Summary:

Government Equity			866,925.40
Donated Capital			
Other Paid in Capital		90,964,923.19	
Appraisal Capital		28,265,234.04	119,230,157.23
Retained Earnings			1,811,260,489.38
Total Equity			1,931,357,572.01

Note 16 Significant Disclosures

Bulk Water Supply Agreement (BWSA) between COWD and Rio Verde Consortium, Inc.

A. The Bulk Water Supply Agreement (BWSA) was entered between Cagayan de Oro City Water District (COWD) and Rio Verde Water Consortium, Inc. and conforme by LWUA on Dec. 23, 2004.

B. A supplemental agreement on Jan. 21, 2005 stipulated that Rio Verde will supply treated bulk water to COWD, and the latter, in turn guaranteed to purchase at least Forty Thousand (40,000) cubic meters per day through out the Contract Period of 25 years that started on CY 2007.

C. COWD's actual payments made to Rio Verde was based on the purchase order in accordance with the contract and not based on the actual delivered bulk water supply.

On June 5, 2014, COWD filed a complaint for the Nullification of Contract against RVWC1 before the Regional Trial Court of Cagayan de Oro City, Branch 38, which was docketed therein as Civil Case No. 2014-141.

Per Judgment by Compromise dtd. 12/21/17 relative to Civil Case No. 2014-141-R for the Nullification of Contract between the Cagayan de Oro City Water District and Rio Verde Water Consortium, Inc. agreed that both parties are no longer interested in pursuing the Disputes against each other and they hereby agree to mutually terminate the proceedings involving the same, as well as to mutually preterminate the BSWA, dtd. 12/23/2014 and the Disputes arose, which shall be deemed cancelled, revoked and legally terminated upon the signing of this agreement by the parties, without prejudice to their operative effects prior to the effective date of their mutual termination.

Joint Venture Agreement dtd. 8/14/17 between COWD and Metropac Water Investment Corporation (MWIC)

On June 8, 2015, COWD accepted the unsolicited MWIC's proposal to enter into a joint venture under Revised Joint Venture Guidlines issued by the National Economic Development Authority. The parties agreed to divide the JV activities into two phases: (1) the design and construction of transmission facilities and rehabilitation of the existing reservoir located at Camaman-an, Cag. de Oro to enable the distribution of the least 40MLD of potable bulk water within the eastern sector of Cag. de Oro to be completed within 12 months from the effectiveness of this agreement, and (2) the supply of at least 60MLD of bulk water treated to the service requirement of western sector, to be implemented within 2 months from the effectiveness of this agreement.

The JV Agreement was signed on August 14, 2017 under the JV Corporation corporate name Cagayan de Oro Bulk Water Inc.

The initial authorized capital stock in the amount of Php 140,000,000.00 divided into 140,000,000 shares with par value of Php1.00 per share. The allocation of share of stocks is as follows:

	COWD	MWIC	TOTAL
Initial No. of Shares Subscribed	1,750,000.00	33,250,000.00	35,000,000.00
Additional No. of Shares Subscribed	5,250,000.00	99,750,000.00	105,000,000.00
Total No. of Share Subscribed	7,000,000.00	133,000,000.00	140,000,000.00
Amount Subscribed	P 7,000,000.00	P 133,000,000.00	P 140,000,000.00
% of Outstanding Capital	5.00%	95.00%	100.00%

The subscription price for the Parties' additional subscriptions for an aggregate of P105,000,000 Shares shall be paid at such times and on such terms as may be determined by the Board; provided, that the Parties hereby acknowledge that the payment for the COWD's subscriptions for Shares shall be sourced from the rentals to be paid on COWD under the Lease Agreement

Bulk Water Supply Agreement dtd. 10/30/17 between COWD and Cag. De Oro Bulk Water Inc. (COBI) to supply treated water

Billing Month	Bulk Water Rates
1-24	P 16.00
25-36	P 16.60
37-600	Base Rate Fee + Fee Adjustment based on BWSA Agreement

Lease Agreement of COWD Existing Facilities dtd. 10/30/17 between COWD and Cag. De Oro Bulk Water Inc. (COBI)

In pursuant to the Joint Venture Agreement, COWD agreed to lease the following facilities to Cag. De Oro Bulk Water Inc. This shall commence from the execution date dtd. 10/30/17 and shall remain effective and binding upon the Parties for as long as the JVA remains in effect, unless otherwise terminated in accordance with Section 5 of this agreement. For the exclusive use of this facilities the lessee shall pay the rental payment in the amount of P 7,000,000.00 covering the entire term of the Rent on the Commencement Date.

1. Deep Well#18 is located at Barangay Canito-an, Cagayan de Oro City. It has an approximate capacity of P 1.476 cubic meters/per day and has an effective elevation of 26 meters above mean sea level. It is in standby mode and only serves as alternative Deep Well source of COWD. It has an appraised market value of Php 1,770,000.00.

2. Deep Well#12 is located at Barangay Canito-an, Cagayan de Oro City. It has an approximate capacity of P 633 cubic meters/per day and has an effective elevation of 17.40 meters above mean sea level. It is in standby mode and only serves as alternative Deep Well source of COWD. It has an appraised market value of Php 2,364,000.00.

Humanitarian Donation of the Government of Switzerland to COWD

As part of the relief operation for the Victims of the Typhoon Sendong, the Government of Switzerland thru its Swiss Humanitarian Aid (SHA) donated the following Equipments to Cagayan de Oro City Water District with a total amount of Php 2,092,736.60 (CHF 44,647 X Php 46.87295 per CHF to Php exchange rate dtd. 1/30/2012) per Memorandum of Agreement & Letter of Donation between the COWD and the Swiss Humanitarian Aid of the Swiss Confederation dtd. June 1, 2012 and GM Memorandum 15, s-2012.

2 Bladders 5,000 litres with drinking water distribution stand
 1 Bladders 10,000 litres with drinking water distribution stand
 1 water laboratory
 1 well cleaning set
 2 tool kit
 1 repair kit for drinking water distribution stand
 18 WATASOL.

Equipments Turn-over by Japan International Cooperation Agency (JICA) to COWD

As part of the Rehabilitation Project for COWD Facilities Damaged by Typhoon Sendong, Japan International Cooperation Agency(JICA) turn-over the following Equipments to Cagayan de Oro City Water District with a total amount of Php 40,994,730.00.

I. Production Facilities

A. New Booster Pump (3-Phase 440 V)

150 Hp submersible pump & motor	7,500,000.00	
150 Hp VFD complete w/ panel board & accessories	3,500,000.00	
software	1,000,000.00	12,000,000.00

B. Production Well Motors (3-Phase 440V Submersible Pump-Motor Assembly complete w/ controllers & accessories

PW No. 1-125 Hp	2,000,000.00	
PW No. 4- 60 Hp (240V)	1,500,000.00	
PW No. 7- 60 Hp	1,500,000.00	
PW No. 9-125 Hp	2,000,000.00	
PW No. 19-100 Hp	2,000,000.00	
PW No. 24-30 Hp	800,000.00	9,800,000.00

C. Transformer

Power Cable for BPS old	800,000.00	
Secondary Cable for BPS New-Yen Loan	800,000.00	1,600,000.00

D. Chlorinating System

100 ppd		1,000,000.00
---------	--	--------------

E. Generator Set

219 KVA for PWs 4,7,9 & 19	6,000,000.00	
75 KVA for PW 24	1,094,730.00	7,094,730.00

II. Other Facilities

A. Laboratory Apparatus and Equipment

Biosafety Cabinet		1,000,000.00
-------------------	--	--------------

III. Service Connection Rehab

A. Materials

5/8" 1/2" water meter		8,500,000.00
-----------------------	--	--------------

Total

		<u>40,994,730.00</u>
--	--	----------------------

Establishment of Other-Deferred Debits-Non-moving Items for Disposal

As of May 2012 COWD has established a total of P239,510.20 corresponding to non-moving items for disposal. This account is shown under deferred charges account.

Disposal of Unserviceable Items

The unserviceable items of COWD was sold to 88 Cooney Recycling Metal Junk Shop for a total amount of Php 3,555,992.00 per OR# 3717847 & 3717857 dated January 08, 2014.

GSIS Payable- Premium Deficiency (ER) under MOA signed on October 31, 2013

Approved per Board Resolution Nos. 101, S-12 and 061, S-13,(Annex "A") dated September 25, 2012 and July 15, 2013 respectively the Memorandum of Agreement (MOA) between COWD and GSIS for the settlement of unpaid premiums and interest for the period covered June 1978 to March 1992 with the net total obligation of P 6,410,706.93 and such is payable within a period of sixty (60) months, with interest rate of twelve percent (12%) per annum on a diminishing balance.

Approved per Board Resolution No. 010, S-2015 the 5-year term mode of payment of Government Share (GS) back Premium, Arrearages & Interest including 50% interest for retired and separated employees covering the period from June 1978 to March 1992 with a maximum total estimated amount of Php 3,155,157.21 and authorize the General Manager to enter into and sign a Supplemental Memorandum of Agreement (MOA) with GSIS for and in behalf of COWD. However, this was amended per Board Resolution No. 024,S-15.

Approved per Board Resolution No. 024,S-15 the resolution to pay the Government Share of Back Premium, Arrearages & Interest with 50% condonation covering the period from June 1978 to March 1992 for retired and or separated employees in the total amount of Php 1,380,681.56 on one time basis rather than the 5-year term mode of payment to save on interest charges that would amount to Php62,068.36.

Adaption and Implementation of 30% Water Rate Adjustment in 3 Tranches.

BOD Resolution No. 086, s-13 dated October 2, 2013 approved the Adaption and Implementation of the New Water Rates of COWD in 3 tranches. In pursuant to it, GM Memorandum-255, s-2013 dated October 10, 2013 hereby directed the implementation of the said water rate adjustment.

Effectivity:

November 01, 2013	1st 10% increase
February 01, 2014	2nd 10% increase
May 01, 2014	3rd 10% increase

Effectivity shall apply to the consumption month, therefore billing shall commence December 01, 2013, March 01, 2014 and June 01, 2014, respectively.

Memorandum of Agreement (MOA) dated March 19, 2014 between National Housing Authority (NHA) and Cagayan de Oro City Water District (COWD). The COWD Board of Directors Resolution No. 100, S-13 approve the Memorandum of Agreement (MOA) by and between NHA and COWD for the Installation, Operation and Maintenance of the Development of Water Source with Overhead Steel Tank at the NHA-CDO Bayanihan Village Phase I located at Macapaya, Camaman-an, Cagayan de Oro City. The Project will be undertaken at an Estimated Total Project Cost of Eleven Million Eight Hundred Seventy Nine Thousand One Hundred Thirty Four Pesos (Php 11,879,134.00) to be completed within a period of 120 calendar days, breakdown as follows;

Lot Acquisition	280,000.00
Production Well Drilling	2,836,690.00
Support Facilities	6,365,950.00
Overhead Steel Tank	2,396,494.00
TOTAL	<u>11,879,134.00</u>

Funds for Installation of the said project shall be provided by NHA Forty Percent (40%) of the total project cost shall be released upon perfection of the Agreement while the rest of the project shall be released on progress payment basis. The said partial payment of 40% of the total project cost was received by COWD per OR No. 3789040 dated September 3, 2014 amounting to Php 4,751,653.60.

Memorandum of Agreement (MOA) dated June 29, 2015 between DILG, LGU of Cagayan de Oro City and COWD. The COWD Board of Directors' Resolution No. 070, S-15 dtd. 6/2/2015 approved the Memorandum of Agreement (MOA) by and between DILG, LGU-CDOC and COWD for the Proposed Expansion of Level II Water Supply System for CDORSHP-1 Phase III at Calaanan, Calanitoan, this city, as one of the 2014 Bottom-up Budgeting (BUB) Program of the present administration which will be funded by the DILG (as source agency), LGU (as implementing partner) and COWD (as implementing agency). The said project will serve 1,274 families that have been displaced by typhoon Sendong.

The total cost for this project is as follows;

Agency	Amount
DILG	4,900,000.00
LGU of Cagayan de Oro City	2,100,000.00
COWD	3,400,146.00
TOTAL	<u>10,400,146.00</u>

Memorandum of Agreement (MOA) between Johndorf Ventures Corporation and Cagayan de Oro City Water District (COWD). Per Board Resolution No. 153 S-10 dated November 10, 2010 which approved the Memorandum of Agreement (MOA) between COWD and Johndorf Ventures Corporation, that Johndorf will be reimbursed of the actual expenses incurred to interconnect Pag-ibig Citi Homes to the COWD's Main Water Supply Pipe and such is payable w/in three (3) years on a quarterly basis. The computation is as follows:

Actual amount for the contract	8,328,262.10
Less: Deductions	
Water Payments Collected	(828,374.28)
Cost of Seepage per MOA	(86,973.00)
Net Payable to Johndorf Ventures	7,412,914.82
Divide: Payment Period	12
Quarterly Payment to Johndorf	<u>617,742.90</u>

Principal Amount	7,412,914.82
Less: Payments (Jan. 2012-Jan. 2015)	(7,412,914.82)
Balance as of January 31, 2015	<u>-</u>

Purchased Water budget for 2018

Per Approved CY 2018 Budget (40,000mld x P 10.45 X 365days)	152,570,004.00
Add: Contingency 2018-Other	
40,000 mld @ P 5.55 for 1 year	81,000,000.00
20,000 mld @ P 16.00 for 1 year	116,800,000.00
Adjusted Purchased Water Budget for CY 2018	<u>350,370,004.00</u>

Memorandum of Agreement (MOA) dated 8/16/16 between Local Water Utilities Administration and Cagayan de Oro City Water District. Per Board Resolution No. 014,s-2018 dated January 17, 2018 which approved the amendment of Resolution No. 067,s-2017 dated June 1, 2017 for the release of P 60,278,254.00 to support the water supply system projects in Cagayan de Oro City for displaced families affected by Typhoon Sendong in 2011. The approved financial assistance from DBM through National Risk Reduction and Management Council (NDRRMC) was released through LWUA per LWUA Equity Account Check No. 0000024792 dtd. 4/23/2018. Details are as follows:

Relocation Sites	
Calaanan, Barangay Canitoan (Mahogany, Talongan, Phase III & Expansion Area)	30,111,900.00
Barangay Canitoan (Gawad Kalinga)	8,973,996.85
Xavier Eco-Ville Relocation Sites, Barangay Lumbia	23,126,746.05
NHA-Bayanihan Relocation Village Phase I, Sitio Macapaya, Barangay Camaman-an	1,410,502.11
Total Project Cost per LWUA validated Program of Works	<u>63,623,145.01</u>
Less: LWUA's Engineering, Administrative & Overhead Cost	(3,344,891.01)
Net Amount released to COWD per COWD OR No. 4201101 dtd. 5/10/18	<u>60,278,254.00</u>

CAGAYAN DE ORO CITY WATER DISTRICT
Statement of Financial Position
As of December 31, 2018
(With comparative figures for CY 2017)

	NOTE*	2018	2017
ASSETS			
Current Assets			
Cash and Cash Equivalent	4	365,917,425.87	471,717,800.52
Investments	5	645,690,241.50	397,569,999.52
Receivables	6	323,145,662.24	180,532,817.48
Inventories	7	162,397,323.04	113,782,827.83
Other Current Assets	8	633,559.89	1,063,154.53
Total Current Assets		<u>1,497,784,212.54</u>	<u>1,164,666,599.88</u>
Non-Current Assets			
Property, Plant and Equipment, net	9	1,185,897,490.24	1,146,050,245.44
Intangible Assets		4,484,492.34	3,301,071.12
Other Assets	10	105,392,191.96	434,677,548.18
Total Non-Current Assets		<u>1,295,774,174.54</u>	<u>1,584,028,864.74</u>
Total Assets		<u>2,793,558,387.08</u>	<u>2,748,695,464.62</u>
LIABILITIES			
Current Liabilities			
Financial Liabilities	11	142,397,434.94	109,048,192.27
Inter-Agency Payables	12	9,659,306.86	5,795,692.27
Trust Liabilities	13	34,237,255.05	39,001,242.33
Other Payables	14	47,539,410.32	34,244,874.82
Total Current Liabilities		<u>233,833,407.17</u>	<u>188,090,001.69</u>
Non-Current Liabilities			
Loans Payable	15	597,805,080.42	694,314,167.28
Deferred Credits	16	30,562,327.48	31,103,692.82
Total Non-Current Liabilities		<u>628,367,407.90</u>	<u>725,417,860.10</u>
Total Liabilities		<u>862,200,815.07</u>	<u>913,507,861.79</u>
EQUITY			
Government Equity	17	866,925.40	866,925.40
Revaluation Surplus	18	28,265,234.04	28,265,234.04
Retained Earnings/ (Deficit)		1,902,225,412.57	1,806,055,443.39
Total Equity		<u>1,931,357,572.01</u>	<u>1,835,187,602.83</u>
Total Liabilities and Equity		<u>2,793,558,387.08</u>	<u>2,748,695,464.62</u>

* please see Notes to Financial Statements from pages 5 to 13

CAGAYAN DE ORO CITY WATER DISTRICT
Statement of Changes in Government Equity
For the Year Ended December 31, 2018

	Government Equity	Revaluation Surplus	Retained Earnings/ (Deficit)	Total
Balance at January 01, 2017	866,925.40	28,265,234.04	1,500,944,880.37	1,530,077,039.81
Changes in Equity for CY 2017				
Add/(Deduct):				
Additions (deductions)				
Prior period adjustments			14,192,152.93	14,192,152.93
Net income (loss) for the period			290,923,410.09	290,923,410.09
Balance at December 31, 2017	866,925.40	28,265,234.04	1,806,060,443.39	1,835,192,602.83
Changes in Equity for CY 2018				
Add/(Deduct):				
Additions (deductions)				
Prior period adjustments			(50,186,175.20)	(50,186,175.20)
Net income (loss) for the period			146,351,144.38	146,351,144.38
Balance at December 31, 2018	866,925.40	28,265,234.04	1,902,225,412.57	1,931,357,572.01

CAGAYAN DE ORO CITY WATER DISTRICT
Statement of Profit or Loss and Other Comprehensive Income
For the Year Ended December 31, 2018
(With comparative figures for CY 2017)

	Note*	CY 2018	CY 2017
Income			
Business Income	19	1,025,986,094.09	1,012,745,453.39
Assistance and Subsidy	20	61,258,254.00	-
Other Non-Operating Income	21	3,998,352.64	8,235,372.78
Total Income		1,091,242,700.73	1,020,980,826.17
Expenses			
Less: Operating Expenses:			
Personal Services	22	234,441,720.64	195,632,957.99
Maintenance and Other Operating Expenses	23	574,299,917.97	404,747,737.16
Financial Expenses	24	43,674,322.01	44,484,703.40
Non-Cash Expenses	25	92,475,595.73	85,192,017.53
Total Expenses		944,891,556.35	730,057,416.08
Net Income		146,351,144.38	290,923,410.09
Other Comprehensive Income for the Period		-	-
Comprehensive Income		146,351,144.38	290,923,410.09

* please see Notes to Financial Statements page no. 14

CAGAYAN DE ORO CITY WATER DISTRICT
STATEMENT OF CASH FLOWS
FOR THE YEAR ENDED DECEMBER 31, 2018
(With comparative figures for CY 2017)

	Note*	2018	2017
<u>Cash Flows from Operating Activities</u>			
Cash Inflows:			
Collection of Income/Revenue		1,008,800,156.30	991,929,211.36
Receipt of Assistance/Subsidy		61,258,254.00	-
Collection of Receivables		573,484.42	596,239.85
Other Receipts		11,283,493.28	30,977,618.80
Total Cash Inflows		1,081,915,388.00	1,023,503,070.01
Adjustments	26	205,912,544.75	-
Adjusted Cash Inflows		1,287,827,932.75	1,023,503,070.01
Cash Outflows:			
Payment of Expenses		219,912,817.55	174,542,960.96
Purchase of Inventories		1,144,751.05	418,353.37
Grant of Cash Advances		15,655,165.39	-
Prepayments		19,708,142.73	30,039,245.53
Refund of Deposits		11,560,544.89	-
Remittance of Personnel Benefit Contributions & Mandatory Deductions		114,087,592.92	-
Other Disbursements	27	497,142,748.34	773,414,984.50
Total Cash Outflows		879,211,762.87	978,415,544.36
Adjustments	28	279,000,000.00	-
Adjusted Cash Inflows		1,158,211,762.87	978,415,544.36
Total Cash Provided (used) by Operating Activities		129,616,169.88	45,087,525.65
<u>Cash Flows from Investing Activities:</u>			
Cash Inflows:			
Total Cash Inflows		-	-
Cash Outflows:			
Purchase/construction of Property, Plant and Equipment		102,233,514.34	62,819,826.60
Total Cash Outflows		102,233,514.34	62,819,826.60
Total Cash Provided (Used) by Investing Activities		(102,233,514.34)	(62,819,826.60)
<u>Cash Flows from Financing Activities</u>			
Cash Inflows:			
Proceeds from Borrowings (Loans Payable)		-	403,545,145.00
Total Cash Inflows		-	403,545,145.00
Cash Outflows:			
Loan Amortization		43,674,322.01	269,745,875.26
Financial Expenses		89,508,708.18	41,875,905.81
Total Cash Outflows		133,183,030.19	311,621,781.07
Total Cash Provided (used) by Financing Activities		(133,183,030.19)	91,923,363.93
Cash Provided by Operating, Investing and Financing Activities		(105,800,374.65)	74,191,062.98
Add: Cash and Cash Equivalents - Beginning		471,717,800.52	397,526,737.54
Cash and Cash Equivalents, Ending		365,917,425.87	471,717,800.52

* please see Notes to Financial Statements page no. 15

CAGAYAN DE ORO CITY WATER DISTRICT

Corrales Avenue, Cagayan de Oro City

SUMMARY OF LOAN PAYMENTS TO LWUA AND DBP
For the Year 2018

PERIOD COVERED	LWUA			DBP			GRAND TOTAL
	O.R. No.	Date	Amount	O.R. No.	Date	Amount	
January	32151	01/29/18	1,095,523.00	132457	01/08/18	2,269,753.00	3,365,276.00
				133149	01/25/18	7,900,026.51	7,900,026.51
February	32807	02/28/18	1,095,523.00	133498	02/02/18	2,263,408.86	3,358,931.86
				134346	02/26/18	7,807,302.26	7,807,302.26
March	33412	03/23/18	1,095,523.00	134741	03/06/18	2,162,483.69	3,258,006.69
				135149	03/27/18	7,838,332.59	7,838,332.59
April	34047	04/24/18	1,095,523.00	135720	04/06/18	2,250,720.57	3,346,243.57
				136489	04/27/18	7,868,698.59	7,868,698.59
May	34727	05/22/18	1,095,523.00	136880	05/08/18	2,213,258.72	3,308,781.72
				137577	05/29/18	7,818,108.61	7,818,108.61
June	35445	06/25/18	1,095,523.00	137883	06/06/18	2,238,032.29	3,333,555.29
				138497	06/27/18	7,847,809.54	7,847,809.54
July	36134	07/25/18	1,095,523.00	138792	07/05/18	2,200,979.75	3,296,502.75
				139490	07/27/18	7,797,881.60	7,797,881.60
August	36821	08/29/18	1,095,523.00	139704	08/06/18	2,225,344.01	3,320,867.01
				140303	08/24/18	7,826,917.42	7,826,917.42
September	37704	09/25/18	1,095,523.00	140500	09/04/18	2,218,999.87	3,314,522.87
				141139	09/26/18	7,862,451.58	7,862,451.58
October	38454	10/25/18	1,095,523.00	141433	10/04/18	2,182,561.26	3,278,084.26
				142189	10/29/18	7,812,865.89	7,812,865.89
November	39223	11/29/18	1,095,523.00	142400	11/07/18	2,206,311.58	3,301,834.58
				143171	11/27/18	7,840,250.14	7,840,250.14
December	39702	12/28/18	1,095,523.00	143414	12/04/18	2,170,282.28	3,265,805.28
				144213	12/27/18	7,791,320.21	7,791,320.21
TOTAL LOAN PAYMENTS			13,146,276.00			120,614,100.82	133,760,376.82

Source: 2018 Loan Payments Schedule (Finance Dept.)

CAGAYAN DE ORO CITY WATER DISTRICT
Corrales Avenue, Cagayan de Oro City

COWD WATER RATES

Date Implemented: **May 1, 2014 - up to Present**

A. RESIDENTIAL/GOVERNMENT

Classification	Meter Size	Minimum Charge (MC=10 cu.m.)	Commodity Charges			
			11-20 cu.m.	21-30 cu.m.	31-40 cu.m.	41-up cu.m.
Residential/ Government	1/2"	218.40	30.55	31.85	33.65	36.00
	3/4"	349.40	30.55	31.85	33.65	36.00
	1"	698.85	30.55	31.85	33.65	36.00
	1-1/2"	1,747.20	30.55	31.85	33.65	36.00
	2"	4,368.00	30.55	31.85	33.65	36.00
	3"	7,862.40	30.55	31.85	33.65	36.00
	4"	15,724.80	30.55	31.85	33.65	36.00

B. COMMERCIAL/INDUSTRIAL

Classification	Meter Size	Minimum Charge (MC=10 cu.m.)	Commodity Charges			
			11-20 cu.m.	21-30 cu.m.	31-40 cu.m.	41-up cu.m.
Commercial/ Industrial	1/2"	436.80	61.10	63.70	67.30	72.00
	3/4"	698.80	61.10	63.70	67.30	72.00
	1"	1,397.70	61.10	63.70	67.30	72.00
	1-1/2"	3,494.40	61.10	63.70	67.30	72.00
	2"	8,736.00	61.10	63.70	67.30	72.00
	3"	15,724.80	61.10	63.70	67.30	72.00
	4"	31,449.60	61.10	63.70	67.30	72.00

C. BULK WATER

Classification	Meter Size	Minimum Charge (MC=10 cu.m.)	Commodity Charges			
			11-20 cu.m.	21-30 cu.m.	31-40 cu.m.	41-up cu.m.
Bulk/ Wholesale	1/2"	655.20	91.65	95.55	100.95	108.00
	3/4"	1,048.20	91.65	95.55	100.95	108.00
	1"	2,096.55	91.65	95.55	100.95	108.00
	1-1/2"	5,241.60	91.65	95.55	100.95	108.00
	2"	13,104.00	91.65	95.55	100.95	108.00
	3"	23,587.20	91.65	95.55	100.95	108.00
	4"	47,174.40	91.65	95.55	100.95	108.00

NOTE: **Commercial/Industrial rate** is twice (2x) the Residential rate.

Bulk /Wholesale rate is thrice (3x) the Residential rate.

Other Service Charges:

New Connection	P1,720.00 (including meter stand-P720.00)
Reconnection	P 300.00
Change of Name	P 100.00

CAGAYAN DE ORO CITY WATER DISTRICT
Production Department
EFFICIENCY TEST RESULT
(As of December 2018)

PW #	HP	Type	Rated Q (m ³ /h)	TDH (m)	No. Of Stages	Operating pressure (kg/cm ²)	PWL (m)	Actual Capacity (m ³ /l)	Pump Efficiency (%)	Over all Efficiency (%)	Date Conducted	Remarks
1	100	Submersible	410.4	45.72	3	0	36.27	383.37	69	58	08-Aug-18	
2	60	Submersible	232.76	39.31	2	0	37.8	191.13	50	42	08-Aug-18	
3A												under rehabilitation
4	60	Submersible	184	45.72	3	5624	33.99	257.6	66	55	06-Aug-18	
5	60	Submersible	184	36.58	5	0	11.58	146.1	16	13	04-Dec-18	
7	60	Submersible	184	45.72	3	0	32.92					no pump test conducted
8	100	Submersible	227	45.72	3	0	35.36	197.11	47	39	06-Aug-18	
9	125	Submersible	409	45.72	3	0.84	31.7	403.19	63	53	09-Aug-18	
10A	75	Submersible	184	79.25	3	1.9	24.99	170	51	43	07-Dec-18	
11	125	Submersible	414	45.72	2	2.11	18.29	341	26	22	05-Nov-18	
14	100	Submersible	230	45.72	3	0	31.39	243.8	39	33	05-Oct-18	
15	60	Submersible										not operational
16	60	Submersible	230	36.58	3	0.35	37.8	248.4	65	54	06-Aug-18	
17	40	Submersible	138	36.58	2	1.41	18.59	99.59	44	37	05-Oct-18	
18	60	Submersible	84	79.86	3							not operational
19	75	Submersible	227	45.72	3	0	24.08	407	59	49	04-Oct-18	
20	20	Turbine	182	16	1	0	18.29	141	60	51	04-Nov-18	
21	60	Submersible	365	24.38	1	0	21.64	347	55	46	03-Dec-18	
22	60	Submersible	299	30.48	2	0	24.38	177	42	35	03-Dec-18	
23	150	Submersible	365	71.9	2	0.703	17.07	462.9	39	32	05-Dec-18	
24	40	Submersible	69	54.86	3	5.62	14.94	57.5	53	45	10-Oct-18	
25	75	Submersible	253	45.42	2	2.11	20.42	152	53	44	05-Jul-18	
26	60	Turbine										no pump test conducted
27	40	Submersible	138	38	3	1.41	32.92	111.09	68	57	05-Oct-18	
28	125	Submersible	288	72	4	1.05	27.74	346	52	44	05-Dec-18	
29	125	Submersible	288	72	4	1.406	21.64	317.9	48	40	05-Dec-18	
30	25	Submersible	115	130	3	0.3515	24	130	67	55	09-Aug-18	
32	20	Submersible	11	160	13	0.3515	121	11	60	52	29-Nov-18	

page 80 of

Prepared by:

ALEX S. ABANGAN
Division Maintenance Manager

Noted By:

EDWARD P. TESORO
Production Department Manager

CAGAYAN DE ORO CITY WATER DISTRICT
Corrales Avenue, Cagayan de Oro City

SUMMARY OF WATER PRODUCTION AND CONSUMPTION
For the Year Ended December 31, 2018

MONTH	PRODUCTION		CONSUMPTION	FLUSHING / OTHERS (in cu. m.)	UNACCOUNTED WATER	
	(Booster/Pumps)	(Bulk Supply)	(Metered/Averaged)		(in cu. m.)	(%)
	(in cu. m.)	(in cu. m.)	(in cu. m.)			
January	3,754,360	1,416,150	2,273,881	133,478	2,763,151	53.44%
February	3,027,134	1,138,110	2,315,710	132,062	1,717,473	41.23%
March	3,133,655	1,201,180	2,181,301	118,078	2,035,455	46.96%
April	3,588,414	1,380,390	2,313,200	108,693	2,546,911	51.26%
May	3,804,010	1,336,250	2,399,148	119,553	2,621,558	51.00%
June	3,528,355	1,236,490	2,357,820	114,712	2,292,312	48.11%
July	3,518,161	1,780,510	2,501,119	84,723	2,712,830	51.20%
August	3,634,641	1,806,150	2,410,689	113,715	2,916,387	53.60%
September	3,708,258	1,416,500	2,365,837	85,173	2,673,748	52.17%
October	4,018,158	1,801,363	2,320,718	94,931	3,403,872	58.49%
November	3,637,554	1,781,357	2,377,558	181,109	2,860,245	52.78%
December	3,587,725	1,981,715	2,355,443	118,026	3,095,972	55.59%
TOTAL	42,940,425	18,276,165	28,172,424	1,404,252	31,639,913	51.69%
MONTHLY AVE.	3,578,369	1,523,014	2,347,702	117,021	2,636,659	

Source: 2018 Monthly Operation Report (Commercial Dept.).

Note:

1. Production = Booster/Pumps Supply + Bulk Water Supply
2. Consumption = Metered + Averaged (Billed)
3. Unaccounted for Water = Production - (Consumption + Mainline Flushing & Others)

COWD WATER SOURCES

As of December 31, 2018

SOURCE IDENTIFICATION	LOCATION	DISCHARGE lps (gpm)	MOTOR SIZE	STANDBY POWER
A. Deep Well Source				
PW No. 1	Macasandig	96 (1,519)	100 hp	688 kva Genset
PW No. 2	Macasandig	65 (1,025)	60 hp	219 kva Genset
PW No. 3 A	Macasandig	0 (-)		Under Rehabilitation
PW No. 4	Macasandig	51 (810)	60 hp	138 kva Genset
PW No. 5	Bugo	51 (810)	60 hp	None
PW No. 6	Bugo	0 (-)		
PW No. 7	Macasandig	51 (810)	60 hp	138 kva Genset
PW No. 8	Macasandig	64 (1,013)	100 hp	250 kva Genset
PW No. 9	Macasandig	115 (1,823)	125 hp	225 kva Genset
PW No. 10 A	Calaanan	51 (810)	75 hp	75 kva Genset
PW No. 11	Bugo	115 (1,823)	125 hp	288 kva Genset
PW No. 12	Calaanan	0 (-)		Not Operational
PW No. 14	Balulang	64 (1,013)	100 hp	219 kva Genset
PW No. 15	Calaanan	32 (506)	60 hp	Under Rehabilitation
PW No. 16	Tomas Saco	64 (1,013)	60 hp	175 kva Genset
PW No. 17	Balulang	32 (507)	40 hp	165 kva Genset
PW No. 18	Pueblo	23 (370)	60 hp	Not Operational
PW No. 19	Balulang	64 (1,013)	75 hp	225 kva Genset
PW No. 20	Bugo	51 (803)	20 hp	500 kva Genset
PW No. 21	Bugo	101 (1,605)	60 hp	156 kva Genset
PW No. 22	Bugo	83 (1,316)	60 hp	156 kva Genset
PW No. 23	Agusan	101 (1,605)	150 hp	313 kva Genset
PW No. 24	Balulang	19 (304)	40 hp	75 kva Genset
PW No. 25	Balulang	64 (1,013)	75 hp	156 kva Genset
PW No. 26	Balulang	19 (304)	60 hp	165 kva Genset
PW No. 27	Balulang	38 (603)	40 hp	165 kva Genset
PW No. 28	Tablon	81 (1,284)	125 hp	250 kva Genset
PW No. 29	Tablon	81 (1,284)	125 hp	250 kva Genset
PW No. 30	Macasandig	32 (506)	30 hp	100 kva Genset
PW No. 31	Macasandig	51 (810)	100 hp	138 kva Genset
PW No. 32	Macasandig	3 (51)	20 hp	75 kva Genset
B. Spring Source				
Malasag Spring	Cugman	1.02 (16)	n/a	n/a
TOTAL		1,696 (26,874)		
C. Booster Pumps				
BP No. 1 old	Macasandig	107 (1,689)	150 hp	688 kva Genset
BP No. 2 old	Macasandig	101 (1,605)	125 hp	
BP No. 3 old	Macasandig	141 (2,228)	200 hp	
BP No. 4 old	Macasandig	95 (1,504)	100 hp	500 kva Genset (G3)
BP No. 5 old	Macasandig	106 (1,684)	150 hp	
BP No. 6 old	Macasandig	141 (2,228)	200 hp	
BP No. 1 new	Macasandig	106 (1,684)	150 hp	438 kva Genset
BP No. 2 new	Macasandig	106 (1,684)	150 hp	
BP No. 3 new	Macasandig	106 (1,684)	150 hp	
BP No. 4 new	Macasandig	106 (1,684)	150 hp	
BP No. 5 new	Macasandig	106 (1,684)	150 hp	
BP No. 1	Bugo	108 (1,706)	125 hp	500 kva Genset
BP No. 2	Bugo	108 (1,706)	125 hp	
BP No. 3	Bugo	108 (1,706)	125 hp	
BP No. 1	Balulang	100 (1,585)	200 hp	688 kva Genset
BP No. 2	Balulang	100 (1,585)	200 hp	
BP No. 3	Balulang	100 (1,585)	200 hp	
BP No. 4	Balulang	94 (1,488)	100 hp	313 kva Genset
BP No. 5	Balulang	94 (1,488)	100 hp	
BP No. 6	Balulang	94 (1,488)	100 hp	
Bolonsori Booster	Camaman-an	3 (53)	7.5 hp	
Richmond Booster	Camaman-an	0 ()	15 hp	
Aluba Booster	Macasandig	28 (450)	50 hp	
Soldier's Hill Booster	Bulua	0 ()	7.5 hp	
Youngsville Booster	Igpit, Opol	28 (450)	25 hp	75 kva Genset
Malanang Booster	Malanang, Opol	28 (450)	20 hp	
TOP Booster	Lumbia	28 (450)	50 hp	
Sub-Total	Macasandig Old	690 (10,938)		
Sub-Total	Macasandig New	531 (8,420)		
Sub-Total	Balulang	582 (9,220)		
Sub-Total	Bugo	323 (5,119)		
Sub-Total	Camaman-an	3 (53)		
Sub-Total	Aluba	28 (450)		
Sub-Total	Opol	57 (899)		
Sub-Total	Lumbia	28 (450)		
TOTAL		2,243 (35,548)		
D. BWSP (Dec 1 - 31, 2018)		1,981,715 cubic meters		

CAGAYAN DE ORO CITY WATER DISTRICT

Corrales Avenue, Cagayan de Oro City

SERVICE CONNECTION GROWTH

For the Year Ended December 31, 2018

MONTH	NEW CONNECTION	DISCONNECTION	RECONNECTION	NET INCREASE/ (DECREASE) (ACTIVE)	TOTAL ACTIVE CONNECTIONS	TOTAL INACTIVE CONNECTIONS	NET INCREASE/ (DECREASE) (INACTIVE)
December 2017	3,607	2,560	2,048	3,095	94,766	35,337	115
January	258	299	131	90	94,856	35,505	168
February	455	207	179	427	95,283	35,533	28
March	385	213	173	345	95,628	35,573	40
April	489	294	156	351	95,979	35,712	139
May	443	256	165	352	96,331	35,803	91
June	397	235	139	301	96,632	35,899	96
July	502	340	159	321	96,953	36,080	181
August	342	218	141	265	97,218	36,157	77
September	383	308	143	218	97,436	36,322	165
October	241	365	181	57	97,493	36,506	184
November	412	277	162	297	97,790	36,621	115
December	271	178	123	216	98,006	36,676	55
TOTAL	4,578	3,190	1,852	3,240			1,339
MO. AVERAGE	382	266	154	270			112

Source: 2018 Monthly Operation Report (Commercial Dept.)

CAGAYAN DE ORO CITY WATER DISTRICT

Corrales Avenue, Cagayan de Oro City

LIST OF MAJOR ASSETS AND EQUIPMENTS

AS OF DECEMBER 31, 2018

(With Comparative Figures for 2017)

	ASSETS AND EQUIPMENTS (With Initial Cost of P15,000 & Above)	2018	2017	%INCREASE (DECREASE) OVER LAST YEAR
1.	COMMUNICATION EQUIPMENT	P 8,853,258.40	P 7,071,635.90	25.19
2.	LABORATORY EQUIPMENT	7,137,545.37	7,071,545.37	0.93
3.	LAND AND LAND RIGHTS	40,792,376.63	40,792,376.63	0.00
4.	OFFICE FURNITURE AND EQUIPMENT	53,073,743.79	49,747,035.72	6.69
5.	POWER OPERATED EQUIPMENT	39,784,862.18	34,518,902.01	15.26
6.	POWER PRODUCTION EQUIPMENT	46,119,151.65	42,424,285.61	8.71
7.	PUMPING EQUIPMENT	188,909,567.76	182,438,788.30	3.55
8.	TOOLS, SHOP, AND GARAGE EQUIPMENT	47,648,811.77	39,805,963.19	19.70
9.	LAND TRANSPORTATION EQUIPMENT	73,471,740.27	67,461,188.99	8.91
10.	WATER TREATMENT EQUIPMENT	21,800,734.45	14,156,136.25	54.00
11.	IT SOFTWARE AND EQUIPMENT	10,539,851.72	8,512,246.72	23.82
12.	STRUCTURES & IMPROVEMENTS: <i>SOURCE OF SUPPLY PLANT, PUMPING PLANTS, TRANSMISSION & DISTRIBUTION AND GENERAL PLANT</i>	142,213,686.50	137,303,428.42	3.58
13.	WELLS	108,111,789.47	105,405,890.21	2.57
14.	RESERVOIRS & TANKS	34,057,531.66	34,057,531.66	0.00
15.	TRANSMISSION & DISTRIBUTION MAINS	947,460,803.80	939,079,084.49	0.89
16.	SERVICE CONNECTION	249,619,021.32	237,207,637.87	5.23
17.	METERS	218,797,867.48	208,484,571.75	4.95
18.	METER INSTALLATION	25,415,443.13	22,235,098.95	14.30
19.	HYDRANTS	7,041,146.51	7,005,334.48	0.511
20.	INTANGIBLE ASSETS	2,344,086.48	2,106,586.48	11.27
21.	STORE EQUIPMENT & SURVEYING INSTRUMENT - ACCESSORIES	71,750.00	71,750.00	0.00
22.	UNCLASSIFIED UTILITY PLANT	-	8,564,478.72	-100.00
23.	HELD FOR FUTURE USE	2,986,731.00	2,986,731.00	0.00
24.	DISASTER RESPONSE & RESCUE EQUIPMENT	300,000.00	-	#DIV/0!
	TOTAL	P 2,276,551,501.33	P 2,198,508,228.71	3.55

Source: 2018 List of Major Assets and Equipments (Accounting Division)

CAGAYAN DE ORO CITY WATER DISTRICT
 Corrales Avenue, Cagayan de Oro City
 ENGINEERING DEPARTMENT
 Environment & Water Resources Division

SUMMARY OF PIPELINES
 In Linear Meters
 as of 2018

PIPELINE		OLD PIPELINES STILL IN SERVICE	PHASE I IMPROVEMENT	PHASE II IMPROVEMENT	PHASE III IMPROVEMENT	SUBDIVISION		COWD EXTENSION		TOTAL		PIPELINE	
SIZE	MAKE					TURNED-OVER	NOT TURNED-OVER	1879-2017	2018	MAINTAINED	SERVED	SIZE	MAKE
50 mm (2")	0 uPVC					8,863		4,308		13,171	13,171	50 mm (2")	0 uPVC
50 mm (2")	0 G.I.					344		216		560	560	50 mm (2")	0 G.I.
50 mm (2")	0 B.I.					179		274		453	453	50 mm (2")	0 B.I.
50 mm (2")	0 PE					9,696		61,857		71,553	71,553	50 mm (2")	0 PE
63 mm (2.5")	0 PE					3,055		97	180	3,332	3,332	63 mm (2.5")	PE
	0 G.I.							680		680	680		G.I.
75 mm (3")	0 uPVC			2,775		49,248		7,251	474	59,748	59,748	75 mm (3")	0 uPVC
	ACP					5,422				5,422	5,422		ACP
	G.I.					96				96	96		G.I.
	C/BI					102		201		303	303		C/BI
100 mm (4")	0 uPVC		15,745	2,433		45,643	9,553	58,168	216	120,205	129,758	100 mm (4")	0 uPVC
	STEEL	4,877	14					187		5,078	5,078		STEEL
	ACP	1,460				4,348	3,160	240		8,048	9,206		ACP
	CCI	92						228		320	320		CCI
	G.I.					75				75	75		G.I.
	C/BI					60		375	6	441	441		C/BI
150 mm (6")	0 uPVC		14	9,494	3,097	25,366	3,930	43,676	906	82,553	86,483	150 mm (6")	0 uPVC
	STEEL		27,754			58	28	703		28,515	28,541		STEEL
	ACP	146				1,903	1,120	231		2,280	3,400		ACP
	CCI	515						483		998	998		CCI
	C/BI					30		348	12	390	390		C/BI
200 mm (8")	0 uPVC			1,586	8,987	1,331	450	11,743		23,647	24,097	200 mm (8")	0 uPVC
	STEEL		4,027					733		4,760	4,760		STEEL
	CCI	2,148						174		2,322	2,322		CCI
	BI					7		19		26	26		BI
250 mm (10")	0 STEEL			4,488	6,354					10,842	10,842	250 mm (10")	0 STEEL
	uPVC					547		3,200		3,747	3,747		uPVC
300 mm (12")	0 STEEL		16,980	17,996	20,336			7,614		62,906	62,906	300 mm (12")	0 STEEL
350 mm (14")	0 STEEL							2,531		2,531	2,531	350 mm (14")	0 STEEL
400 mm (16")	0 STEEL		5,660	569	17,081			6,276		29,586	29,586	400 mm (16")	0 STEEL
500 mm (20")	0 STEEL		1,176	445	3,691			375		5,687	5,687	500 mm (20")	0 STEEL
600 mm (24")	0 STEEL		186		14,774					14,960	14,960	600 mm (24")	0 STEEL
800 mm (30")	0 STEEL				2,638					2,638	2,638	800 mm (30")	0 STEEL
		8,238	71,536	38,786	76,957	156,373	18,239	210,168	1,794	588,852	584,081		

page 25 of

Prepared by

 ROBETA JEAN Y. ABOGA-A
 Engr'g Staff

Noted by:

 CAROLINA S. LAO
 Manager, Engineering Department

ANNEX N

CAGAYAN DE ORO CITY WATER DISTRICT
Corrales Avenue, Cagayan de Oro City

SUMMARY OF BACTERIOLOGICAL ANALYSIS
For the Year Ended December 31, 2018

MONTH	COLIFORM TEST (Standard Sample 100 ml.)				Residual Chlorine (PPM)
	Total Sample	Total Sample Positive	Membrane Filter Rapid Testing (24 hrs.)		
			Coliform Test	Fecal Test (E - Coli)	
January	113	3	3	0	0.00 to 1.50
February	108	2	2	0	0.00 to 1.50
March	113	3	3	0	0.00 to 1.50
April	114	1	1	0	0.00 to 1.00
May	113	2	2	0	0.00 to 1.50
June	112	4	4	0	0.00 to 1.50
July	114	2	2	0	0.00 to 1.00
August	112	1	1	0	0.00 to 1.60
September	110	1	1	0	0.00 to 1.50
October	111	3	3	0	0.00 to 1.00
November	110	3	3	0	0.00 to 1.00
December	110	2	2	0	0.00 to 1.69
TOTAL	1,340	27	27	0	

Source: Summary and Evaluation of Bacteriological Analysis of COWD (Production Dept.)

MONTHLY DATA SHEET
Cagayan de Oro City Water District (CCC # 1)
For the Month Ending December 31, 2018

1. SERVICE CONNECTION DATA :

1.1 Total Services	<u>134,682</u>
1.2 Total Active	<u>98,006</u>
1.3 Total Metered	<u>98,006</u>
1.4 Total Billed	<u>97,668</u>

1.5 Changes :	New	<u>271</u>
	Reconnected	<u>123</u>
	Disconnected	<u>178</u>
1.6 Customer in Arrears :		
Number	<u>44,408</u>	(45.31 %)

2. PRESENT WATER RATES :

Classification	Meter	Minimum Charge	Commodity Charge			
	Size		11 - 20	21 - 30	31 - 40	41 - UP
Dom. / Gov't.	1/2"	218.40	30.55	31.85	33.65	36.00
Comm. / Ind.	1/2"	436.80	61.10	63.70	67.30	72.00
Bulk / Wholesale	3"	22,072.80	91.65	95.55	100.95	108.00

3. BILLING AND COLLECTION DATA :**3.1 Billings :**

	This Month (TM)	Year - to - Date (YTD)
a. Current-Metered (inc. Sales to Gov't)	P <u>78,738,282.90</u>	P <u>923,277,043.32</u>
b. Current (Averaged)	<u>3,248,407.70</u>	<u>44,380,422.70</u>
c. Penalty Charges	<u>3,574,822.75</u>	<u>42,378,184.25</u>
TOTALS	P <u>85,561,513.35</u>	P <u>1,010,035,650.27</u>

3.2 Collections :

a. Current Accounts	P <u>61,490,017.95</u>	P <u>725,743,099.53</u>
b. Arrears (current year)	<u>12,961,555.56</u>	<u>241,234,946.26</u>
c. Arrears (prev. year)	<u>871,481.32</u>	<u>16,219,638.85</u>
d. Other Sales & Services	<u>497,404.40</u>	<u>8,411,997.74</u>
TOTALS	P <u>75,820,459.23</u>	P <u>991,609,682.38</u>

3.3 ON TIME PAID, TM	=	$\frac{(3.2 a)}{(3.1 a) + (3.1b)}$	X 100%	=	<u>75.00%</u>
COLL. EFF. , YTD	=	$\frac{(3.2 a)+(3.2b)}{3.1 Totals}$	X 100%	=	<u>95.74%</u>
COLL. RATIO ,YTD	=	$\frac{3.2 Totals}{3.1 Totals + (AR Beg. 141,824,801.22)}$	X 100%	=	<u>86.09%</u>

4. FINANCIAL DATA :**4.1 Revenue**

	This Month (TM)	Year - to - Date (YTD)
a. Operating	P <u>87,007,726.50</u>	P <u>1,025,986,094.09</u>
b. Non-Operating	<u>180,979.11</u>	<u>65,256,606.64</u>
TOTALS	P <u>87,188,705.61</u>	P <u>1,091,242,700.73</u>

4.2 Expenses

	This Month (TM)	Year - to - Date (YTD)
a. Salaries & Wages	P <u>9,871,228.51</u>	P <u>131,456,551.30</u>
b. Pumping Cost (Fuel, Oil, Electric)*	<u>14,103,094.45</u>	<u>174,312,626.94</u>
c. Chemical Treatment*	<u>362,854.49</u>	<u>4,222,326.32</u>
d. Others O & M Expense	<u>69,917,115.97</u>	<u>501,167,635.05</u>
e. Depreciation Expense	<u>7,808,000.23</u>	<u>90,058,094.73</u>
f. Interest Expense	<u>3,405,009.57</u>	<u>43,674,322.01</u>
g. Bank Charges	<u>-</u>	<u>-</u>
h. Miscellaneous Income Deductions (Loss of Assets)	<u>-</u>	<u>-</u>
TOTALS	P <u>105,467,303.22</u>	P <u>944,891,556.35</u>

4.3 Net Income (Loss)	P <u>(18,278,597.61)</u>	P <u>146,351,144.38</u>
-----------------------	--------------------------	-------------------------

4.4 Cash Flow Report Operation:	This Month (TM)	Year to Date (YTD)
a. Receipts	P <u>80,095,084.70</u>	P <u>1,256,948,174.73</u>
b. Disbursement	<u>91,966,090.52</u>	<u>1,114,628,307.40</u>
c. Net Receipt (Disbursement)	<u>-11,871,005.82</u>	<u>142,319,867.33</u>
d. Cash balance, beg.	<u>1,023,478,673.19</u>	<u>869,287,800.04</u>
e. Cash balance, end	<u>1,011,607,667.37</u>	<u>1,011,607,667.37</u>

4.5 Miscellaneous Data			
a. Loan Funds (Total LWUA & DBP YTD)	P <u>133,183,030.19</u>	c. Inventories	P <u>162,397,323.05</u>
1. Cash on Hand	<u>133,183,030.19</u>	d. Accts. Receivables-Customers	
2. Cash on Bank	<u>133,183,030.19</u>	(net of Allow. for D/Accts.)	P <u>282,127,255.07</u>
b. WD Funds (Total)	P <u>1,096,354,829.56</u>	e. Customers' Deposits	P <u>9,056,122.05</u>
1. Cash on Hand	<u>4,064,402.90</u>	f. Loans Payable (LWUA)	P <u>42,695,898.48</u>
2. Cash in Bank	<u>167,677,930.76</u>	g. Loans Payable (DBP)	P <u>646,724,933.23</u>
2a. Special Deposits (Loan Hold Out Deposits)*	<u>63,974,229.37</u>	h. Loans Payable	
3. Investments	<u>839,865,333.71</u>	(John-dorf Ventures)	P <u>0.00</u>
4. Working Fund	<u>0.00</u>	i. Payables to Suppliers	
5a. Restricted (Guaranty Deposits)*	<u>11,817,228.57</u>	and other creditors	P <u>30,562,327.48</u>
5b. Restricted (COWD/LWUA JSA Acct.)*	<u>8,920,838.49</u>		
5c. Restricted (COWD Special Proj., Contingency fund, Capital Improvement & LBP savings Acct.)*	<u>34,865.76</u>		

5. WATER PRODUCTON DATA :

5.1 Source of Supply	NUMBER	TOTAL RATED CAPACITY	BASIS OF DATA
a. Wells	26	<u>3,587,725</u> cu.m./mo.	
b. Springs (Malasag)	1	<u>4,745</u> cu.m./mo.	
c. Surface	0	cu.m./mo.	
d. Bulk	1	<u>1,981,715</u> cu.m./mo.	
e. Totals	28	<u>5,574,186</u> cu.m./mo.	

5.2 Water Production	THIS MONTH	Y-T-D	METHOD OF MEASUREMENT
a. Pumped	<u>3,582,980</u> m3	<u>42,880,861</u> m3	
b. Gravity	<u>4,745</u> m3	<u>59,564</u> m3	
c. Bulk Water Supply	<u>1,981,715</u>	<u>18,276,165</u> m3	
d. Totals	<u>5,569,440</u> m3	<u>61,216,590</u>	

5.3 Accounted Water Use:	THIS MONTH	Y-T-D
a. Metered billed	<u>2,266,598</u> cu.m	<u>26,916,484</u> cu.m.
b. Unmetered billed (average)	<u>88,845</u> cu.m	<u>1,255,940</u> cu.m.
c. Total billed	<u>2,355,443</u> cu.m	<u>28,172,424</u> cu.m.
d. Metered unbilled	cu.m.	cu.m.
e. Unmetered unbilled	<u>118,026</u> cu.m	<u>1,404,253</u> cu.m.
f. Total Accounted (5.3c+5.3d+5.3e)	<u>2,473,469</u> cu.m	<u>29,576,677</u> cu.m.

5.4 Water Use Assessment	THIS MONTH	Y-T-D
a. Ave. consumption/conn.	<u>24.26</u>	<u>24.34</u> cu.m.
b. Ave. per capita/day consumption	<u>0.11</u>	<u>0.11</u> cu.m.
c. Accounted water = $\frac{5.3f}{5.2d} \times 100\%$	<u>44.41%</u>	<u>48.31%</u>
d. Unaccounted =	<u>55.59%</u>	<u>51.69%</u>
e. Revenue Producing Water = $\frac{5.3c}{5.2d} \times 100\%$	<u>42.29%</u>	<u>46.02%</u>

AC.

5.5 Water Production Cost

a. Total power (electricity) consumption		<u>1,381,414.28</u> kwh
b. Total power cost (electricity)	P	<u>14,449,947.06</u>
c. Unit power cost before adjustment	P	<u> </u>
d. Unit power cost after adjustment	P	<u> </u>
e. Total Fuel (diesel) consumption		<u>1,200</u> ltrs
f. Total Fuel cost	P	<u>54,026.00</u>
g. Other energy cost (Oil, etc.)	P	<u> </u>
h. Total Chlorine consumed		<u>4,015.00</u> kgs
i. Total Chlorine cost	P	<u>362,854.49</u>
j. Other chemicals		<u> </u> kgs
k. Total cost of other chemicals	P	<u>-</u>
l. Total Production Cost	P	<u><u>14,866,827.55</u></u>

6. MISCELLANEOUS DATA :**6.1 Employees**

a. Total	<u>509</u>	Regular	<u>274</u>	Casual	<u>235</u>
b. No. of connections/employee					<u>192.55</u>
c. Average monthly salary/employee					P <u>19,393.38</u>

6.2 Bacteriological

a. Total Samples taken	<u>110</u>
b. No. of negative results	<u>108</u>
c. Test results submitted LWUA	<u>110</u>

6.3 Chlorination

a. Total Samples taken	<u>110</u>
b. No. of negative results	<u>108</u>
c. No. of days of full chlorination	<u>31</u>

6.4 Board of Directors

	<u>This Month (TM)</u>	<u>Year-to-Date (YTD)</u>
a. Resolutions approved	<u>8</u>	<u>181</u>
b. Policies passed	<u>5</u>	<u>78</u>
c. Directors fee paid	P <u>273,078.39</u>	P <u>2,288,946.45</u>
d. Meetings held :		
1. Regular	<u>2</u>	<u>26</u>
2. Special	<u>0</u>	<u>2</u>
3. Committee	<u>2</u>	<u>24</u>

7. STATUS OF VARIOUS DEVELOPMENTS :**7.1 Status of Loans**

<u>Type of Loan/Funds</u>	<u>Loan/Fund Committed</u>	<u>Availments to Date Amount</u>	<u>Percentile</u>
a. Early Actions	P <u>n/a</u>	P <u>n/a</u>	<u>n/a</u> %
b. Interim Improvement	<u>n/a</u>	<u>n/a</u>	<u>n/a</u> %
c. Comprehensive	<u>n/a</u>	<u>n/a</u>	<u>n/a</u> %
d. New serv. Conn.	<u>n/a</u>	<u>n/a</u>	<u>n/a</u> %
e. BPW Funds	<u>n/a</u>	<u>n/a</u>	<u>n/a</u> %
f. <u> </u>	<u> </u>	<u> </u>	<u> </u> %
TOTALS	P <u> </u>	P <u> </u>	<u> </u> %

7.2 Status of Loan Payment to LWUA

Type of loans/funds	Billing	PAYMENT	
		Amount	Percentile
a. Early Action	P _____	P _____	_____ %
b. Interim Improvement	_____	_____	_____ %
c. Comprehensive	_____	_____	_____ %
d. New serv. conn.	_____	1,095,523.00	_____ %
e. _____	_____	_____	_____ %
TOTALS	P _____	P 1,095,523.00	P _____ %

7.3 Other On-Going Projects

Types	Status Schedule %	Funded By	Done By
a. Early Action	_____	_____	_____
b. Pre-Feasibility Study	_____	_____	_____
c. Feasibility Study	_____	_____	_____
d. A & E Design	_____	_____	_____
e. Construction ()	_____	_____	_____
f. Well Drilling	_____	_____	_____
g. Project Presentation	_____	_____	_____
h. Pre-Bidding	_____	_____	_____
i. Bidding	_____	_____	_____

8. STATUS OF INSTITUTIONAL DEVELOPMENTS : (To be filled by Advisor)


8.1 Developments Progress Indicator

Phase	Earned	Min. Req'd.	Variance	Age in Months	Dev. Rating
I	_____	_____	_____	_____	_____
II	_____	_____	_____	_____	_____

8.2 Commercial System Audit

a. CPS I Installed	n/a	n/a	_____
b. CPS II Installed	n/a	n/a	_____
c. Management Audit	n/a	n/a	_____
d. PR Assistance	n/a	n/a	_____
e. Marketing Assistance	n/a	n/a	_____
f. Financial Audit	n/a	n/a	_____
g. _____	_____	_____	_____

SUBMITTED BY :


BIENVENIDO V. BATA, JR.
 General Manager

_____ Date

VERIFIED BY :

RUBY M. QUINTIO
 Management Advisor

_____ Date

NOTED BY :

CRISTINA L. MARCELINO
 Acting Manager, Area 7 WDD-Mindanao

_____ Date

RECORDED BY :

_____ F M D

_____ Date

AGING OF ACCOUNTS RECEIVABLE

As of December 31, 2018

Database: January 4, 2018

Billing: January 4, 2018

Accounts: January 4, 2018

Status	Active									
Row Labels	00-30 Days: Count	00-30 Days: Sum	31-60 Days: Count	31-60 Days: Sum	61-90 Days: Count	61-90 Days: Sum	Over 90 Days: Count	Over 90 Days: Sum	Sum of Subtotal	Delinq. Count
1	1,571	2,583,859.85	916	707,052.31	361	269,492.88	239	489,323.39	4,049,728.43	847
011A	195	222,921.08	117	72,055.85	34	22,074.25	22	72,953.10	390,004.27	93
Commercial	61	117,293.44	35	29,150.97	10	6,228.36	7	44,738.71	197,411.48	34
Government	2	742.30	2	591.25	1	432.25	1	611.80	2,377.60	2
Residential	132	104,885.34	80	42,313.62	23	15,413.64	14	27,602.58	190,215.19	57
011B	255	536,867.68	147	144,741.95	55	44,549.87	32	70,818.71	796,978.20	137
Commercial	192	490,617.43	105	125,932.74	35	40,062.80	22	60,568.60	717,181.57	96
Government	5	4,580.25	4	997.09	1	218.40	1	278.19	6,073.94	4
Residential	58	41,669.99	38	17,812.12	19	4,268.67	9	9,971.91	73,722.69	37
012A	181	318,703.16	101	97,253.38	34	34,285.61	22	22,706.29	472,948.45	86
Commercial	162	297,758.17	91	85,731.42	30	27,748.61	20	22,545.28	433,783.49	78
Government	2	1,541.10	1	1,266.21	0	0.00	0	0.00	2,807.31	1
Residential	17	19,403.89	9	10,255.75	4	6,537.00	2	161.01	36,357.66	7
012B	217	317,542.51	130	80,636.64	60	39,814.85	41	42,692.89	480,686.90	121
Commercial	134	254,502.35	82	57,332.19	37	29,576.87	24	19,443.26	360,854.67	76
Government	1	310.05	1	213.85	0	0.00	0	0.00	523.90	1
Residential	82	62,730.11	47	23,090.60	23	10,237.98	17	23,249.63	119,308.33	44
013A	192	280,887.85	117	99,775.55	47	38,592.81	27	51,791.78	471,047.98	103
Commercial	99	225,231.43	55	78,076.07	24	31,239.90	15	46,194.56	380,741.95	47
Government	1	224.68	0	0.00	0	0.00	0	0.00	224.68	0
Residential	92	55,431.74	62	21,699.48	23	7,352.91	12	5,597.22	90,081.35	56
013B	155	326,320.83	85	67,747.04	32	18,162.05	21	37,087.59	449,317.51	80
Commercial	54	277,091.41	30	42,019.05	6	7,725.60	4	8,847.18	335,683.23	25
Residential	101	49,229.43	55	25,727.98	26	10,436.45	17	28,240.42	113,634.28	55
014A	215	224,269.40	132	86,451.54	54	41,318.46	44	116,732.12	468,771.51	141
Commercial	51	113,679.98	30	33,463.90	9	8,739.21	6	23,039.84	178,922.93	28

page 91 of

Row Labels	00-30 Days:		31-60 Days:		61-90 Days:		Over 90 Days:		Sum of Subtotal	Deling. Count
	Count	Sum	Count	Sum	Count	Sum	Count	Sum		
Government	1	6,506.90	1	2,834.90	1	2,762.90	1	5,984.86	18,089.56	1
Residential	163	104,082.52	101	50,152.74	44	29,816.34	37	87,707.42	271,759.02	112
014B	161	356,347.34	87	58,390.37	45	30,694.99	30	74,540.90	519,973.60	86
Commercial	46	289,013.27	20	26,784.06	11	10,998.01	6	12,230.01	339,025.35	20
Residential	115	67,334.06	67	31,606.31	34	19,696.98	24	62,310.90	180,948.25	66
2	2,052	1,840,843.17	1,465	932,719.48	714	461,580.81	494	1,104,434.23	4,339,577.68	1,445
021A	151	131,680.01	94	62,813.70	48	34,754.49	29	56,366.58	285,614.78	89
Commercial	40	51,370.01	23	21,289.19	11	11,621.88	7	15,378.15	99,659.23	21
Government	1	218.40	1	218.40	1	218.40	1	611.52	1,266.72	1
Residential	110	80,091.60	70	41,306.11	36	22,914.20	21	40,376.91	184,688.82	67
021B	212	334,406.22	140	95,168.77	72	51,473.12	45	78,804.48	559,852.59	140
Commercial	42	233,461.37	21	35,058.73	6	18,869.08	5	21,288.77	308,677.95	20
Residential	170	100,944.85	119	60,110.04	66	32,604.05	40	57,515.71	251,174.65	120
022A	207	383,917.38	129	170,166.88	48	87,348.14	34	448,402.29	1,089,834.68	119
Commercial	103	316,803.07	61	134,217.51	25	69,850.58	20	427,776.92	948,648.07	52
Government	4	3,781.20	4	105.63	0	0.00	0	0.00	3,886.83	4
Residential	100	63,333.11	64	35,843.73	23	17,497.56	14	20,625.37	137,299.78	63
022B	222	151,527.05	158	95,543.21	90	61,140.62	71	150,767.78	458,978.66	159
Commercial	16	38,018.67	13	23,233.67	7	16,063.68	3	29,771.40	107,087.42	13
Government	1	218.40	1	218.22	0	0.00	0	0.00	436.62	1
Residential	205	113,289.99	144	72,091.32	83	45,076.94	68	120,996.38	351,454.63	145
023A	187	225,533.59	152	121,537.61	80	53,499.97	58	96,110.11	496,681.28	148
Commercial	17	99,091.01	14	28,592.63	4	4,365.80	1	19,257.14	151,306.57	13
Government	7	3,343.98	4	1,911.51	2	559.00	2	2,046.94	7,861.44	4
Residential	163	123,098.59	134	91,033.47	74	48,575.18	55	74,806.03	337,513.28	131
023B	257	154,596.28	188	101,334.78	102	54,555.50	81	67,503.86	377,990.42	189
Commercial	11	24,487.17	7	15,217.87	3	7,122.33	3	1,542.65	48,370.02	8
Government	1	1,790.90	1	1,538.90	1	621.10	0	0.00	3,950.90	1
Residential	245	128,318.21	180	84,578.01	98	46,812.07	78	65,961.21	325,669.50	180
024A	467	251,769.92	341	159,684.30	168	72,009.25	114	118,069.98	601,533.44	338
Commercial	5	4,350.90	3	1,433.51	2	1,375.53	2	1,581.04	8,740.98	4

page 92 of

Status

Active

Row Labels	00-30 Days: Count	00-30 Days: Sum	31-60 Days: Count	31-60 Days: Sum	61-90 Days: Count	61-90 Days: Sum	Over 90 Days: Count	Over 90 Days: Sum	Sum of Subtotal	Delinq. Count
Government	2	8,945.80	1	3,160.53	0	0.00	0	0.00	12,106.33	1
Residential	460	238,473.23	337	155,090.26	166	70,633.72	112	116,488.93	580,686.14	333
024B	349	207,412.72	263	126,470.23	106	46,799.72	62	88,409.15	469,091.82	263
Commercial	5	15,187.25	2	2,933.80	0	0.00	1	3,874.22	21,995.26	1
Residential	344	192,225.47	261	123,536.43	106	46,799.72	61	84,534.94	447,096.56	262
3	1,219	777,987.93	707	452,793.44	525	253,184.73	288	462,147.33	1,946,113.43	699
031A	214	120,312.61	125	63,174.59	84	28,202.04	36	34,460.93	246,150.18	121
Commercial	4	11,444.36	2	1,752.10	1	174.53	0	0.00	13,370.99	2
Residential	210	108,868.25	123	61,422.49	83	28,027.51	36	34,460.93	232,779.18	119
031B	104	87,358.94	62	37,194.99	41	23,182.42	20	41,614.62	189,350.97	59
Commercial	19	28,069.07	9	6,276.24	4	5,545.07	2	16,262.02	56,152.41	7
Government	4	3,827.83	1	1,430.90	1	1,466.90	1	8,512.04	15,237.67	1
Residential	81	55,462.04	52	29,487.85	36	16,170.45	17	16,840.55	117,960.90	51
032A	89	64,672.31	50	37,164.93	37	23,669.53	24	51,563.61	177,070.38	48
Commercial	20	16,751.81	8	8,082.36	4	1,747.33	1	260.29	26,841.80	7
Government	4	10,377.57	2	8,329.05	2	9,072.89	1	382.76	28,162.28	2
Residential	65	37,542.93	40	20,753.52	31	12,849.30	22	50,920.56	122,066.31	39
032B	52	86,400.23	25	58,656.43	19	33,841.39	8	39,858.92	218,756.97	25
Commercial	29	68,061.67	10	47,603.39	7	31,370.42	4	37,491.45	184,526.93	10
Residential	23	18,338.56	15	11,053.03	12	2,470.98	4	2,367.47	34,230.04	15
033A	165	85,338.34	96	50,414.00	69	23,505.93	40	86,812.46	246,070.72	97
Commercial	14	13,630.68	5	1,332.55	2	492.54	1	10,862.20	26,317.97	5
Residential	151	71,707.66	91	49,081.45	67	23,013.39	39	75,950.26	219,752.75	92
033B	126	70,218.31	63	32,331.40	39	16,510.80	20	24,478.14	143,538.65	63
Commercial	15	10,065.42	4	480.02	1	43.68	0	0.00	10,589.13	4
Government	1	0.00	0	0.00	0	0.00	0	0.00	0.00	0
Residential	110	60,152.89	59	31,851.38	38	16,467.11	20	24,478.14	132,949.52	59
034A	167	95,434.21	95	63,324.78	72	36,283.21	39	48,103.06	243,145.25	94
Commercial	19	7,545.76	7	5,336.37	5	3,264.86	4	12,482.31	28,629.31	7
Government	1	8,666.90	1	6,223.43	0	0.00	0	0.00	14,890.33	1
Residential	147	79,221.54	87	51,764.98	67	33,018.35	35	35,620.75	199,625.61	86

page 93 of

Status

Active

Row Labels	00-30 Days:	00-30 Days:	31-60 Days:	31-60 Days:	61-90 Days:	61-90 Days:	Over 90 Days:	Over 90 Days:	Sum of Subtotal	Deling. Count
	Count	Sum	Count	Sum	Count	Sum	Count	Sum		
034B	302	168,252.97	191	110,532.32	164	67,989.42	101	135,255.59	482,030.31	192
Commercial	3	1,745.60	1	1,302.60	1	1,366.30	1	266.65	4,681.15	1
Government	2	6,209.80	2	582.18	0	0.00	0	0.00	6,791.98	2
Residential	297	160,297.57	188	108,647.54	163	66,623.12	100	134,988.95	470,557.18	189
4	1,694	795,228.18	1,088	492,822.82	922	360,103.04	609	884,138.63	2,532,292.67	1,086
041A	363	231,076.96	224	144,422.84	185	103,774.41	125	284,420.77	763,694.99	223
Commercial	16	21,965.36	9	18,662.00	7	13,287.80	6	119,577.44	173,492.59	9
Government	8	31,147.53	4	10,391.70	3	3,997.30	1	4,090.52	49,627.04	4
Residential	339	177,964.07	211	115,369.15	175	86,489.32	118	160,752.82	540,575.36	210
041B	201	113,130.44	128	68,007.24	105	46,575.92	63	93,286.18	320,999.78	128
Commercial	3	1,684.81	1	0.00	0	0.00	0	0.00	1,684.81	1
Government	5	9,852.99	3	436.80	2	436.67	1	801.52	11,527.99	3
Residential	193	101,592.64	124	67,570.43	103	46,139.25	62	92,484.66	307,786.98	124
042A	147	79,140.24	96	53,615.12	87	42,351.18	56	86,295.36	261,401.90	95
Commercial	3	1,566.13	1	1,621.10	1	162.35	0	0.00	3,349.58	1
Residential	144	77,574.12	95	51,994.02	86	42,188.83	56	86,295.36	258,052.33	94
042B	211	82,971.32	136	53,421.85	119	37,049.04	75	86,160.62	259,602.84	136
Commercial	3	3,830.70	1	436.80	1	43.42	0	0.00	4,310.92	1
Government	1	373.83	0	0.00	0	0.00	0	0.00	373.83	0
Residential	207	78,766.79	135	52,985.05	118	37,005.62	75	86,160.62	254,918.09	135
043A	276	85,057.87	196	55,863.91	167	42,309.88	118	121,280.48	304,512.14	196
Commercial	0	0.00	0	0.00	0	0.00	0	0.00	0.00	0
Residential	276	85,057.87	196	55,863.91	167	42,309.88	118	121,280.48	304,512.14	196
043B	192	72,435.72	124	48,563.76	103	36,864.18	67	79,100.04	236,963.70	124
Commercial	0	0.00	0	0.00	0	0.00	0	0.00	0.00	0
Residential	192	72,435.72	124	48,563.76	103	36,864.18	67	79,100.04	236,963.70	124
044A	186	83,053.01	107	37,989.92	92	30,048.89	67	104,553.94	255,645.76	107
Commercial	3	22,426.78	1	860.39	0	0.00	0	0.00	23,287.17	1
Government	1	462.80	1	163.01	0	0.00	0	0.00	625.81	1
Residential	182	60,163.42	105	36,966.52	92	30,048.89	67	104,553.94	231,732.78	105
044B	118	48,362.62	77	30,938.17	64	21,129.54	38	29,041.23	129,471.56	77

page 94 of

Status	Active									
Row Labels	00-30 Days: Count	00-30 Days: Sum	31-60 Days: Count	31-60 Days: Sum	61-90 Days: Count	61-90 Days: Sum	Over 90 Days: Count	Over 90 Days: Sum	Sum of Subtotal	Delinq. Count
Commercial	0	0.00	0	0.00	0	0.00	0	0.00	0.00	0
Government	1	0.00	0	0.00	0	0.00	0	0.00	0.00	0
Residential	117	48,362.61	77	30,938.17	64	21,129.54	38	29,041.23	129,471.55	77
5	1,980	1,972,369.95	1,154	865,043.42	888	603,080.57	524	1,225,639.47	4,666,133.41	1,128
051A	155	65,584.06	101	41,435.54	87	29,790.37	58	68,908.48	205,718.45	101
Residential	155	65,584.06	101	41,435.54	87	29,790.37	58	68,908.48	205,718.45	101
051B	404	275,180.88	276	174,493.68	234	112,167.77	138	256,213.75	818,056.08	269
Commercial	24	68,002.34	13	39,335.55	5	32,711.37	3	54,564.65	194,613.92	7
Government	3	6,972.36	1	746.85	1	74.12	0	0.00	7,793.33	1
Residential	377	200,206.18	262	134,411.28	228	79,382.28	135	201,649.10	615,648.84	261
052A	361	276,554.97	209	141,175.36	169	106,799.60	92	181,746.33	706,276.25	208
Commercial	20	51,404.05	10	32,442.87	6	42,145.79	5	48,949.06	174,941.77	9
Residential	341	225,150.92	199	108,732.49	163	64,653.80	87	132,797.26	531,334.48	199
052B	401	309,589.82	222	120,374.79	164	77,337.75	94	180,539.47	687,841.83	223
Commercial	35	75,172.64	14	17,233.51	7	12,466.78	5	38,721.71	143,594.64	14
Government	1	218.40	1	0.44	0	0.00	0	0.00	218.84	1
Residential	365	234,198.78	207	103,140.84	157	64,870.97	89	141,817.76	544,028.36	208
053A	123	208,459.12	64	119,283.51	45	68,525.26	25	37,326.91	433,594.80	63
Commercial	46	158,325.20	17	89,640.00	7	49,445.28	5	11,708.70	309,119.18	16
Government	1	195.71	0	0.00	0	0.00	0	0.00	195.71	0
Residential	76	49,938.21	47	29,643.51	38	19,079.97	20	25,618.22	124,279.91	47
053B	175	222,294.74	105	104,587.17	82	86,813.08	54	239,720.16	653,415.15	105
Commercial	27	28,265.75	14	11,565.22	9	9,690.12	6	65,591.28	115,112.38	14
Government	4	72,804.59	2	37,999.70	2	33,607.70	2	58,060.34	202,472.34	2
Residential	144	121,224.39	89	55,022.25	71	43,515.26	46	116,068.54	335,830.44	89
054A	189	350,402.74	97	113,758.40	67	85,936.71	38	170,465.44	720,563.28	86
Commercial	82	284,355.45	31	76,596.23	21	55,070.59	15	73,663.87	489,686.14	27
Government	3	1,523.04	2	1,503.67	0	0.00	1	150.29	3,177.01	2
Residential	104	64,524.24	64	35,658.50	46	30,866.11	22	96,651.28	227,700.13	57
054B	172	264,303.62	80	49,934.97	40	35,710.04	25	90,718.94	440,667.56	73
Commercial	58	181,760.53	26	14,397.06	9	8,378.99	5	21,568.65	226,105.23	21

page 95 of

ANNEX Q

Status Active

Row Labels	00-30 Days: Count	00-30 Days: Sum	31-60 Days: Count	31-60 Days: Sum	61-90 Days: Count	61-90 Days: Sum	Over 90 Days: Count	Over 90 Days: Sum	Sum of Subtotal	Deling. Count
Government	4	4,304.95	3	219.64	1	462.80	1	15,223.65	20,211.03	2
Residential	110	78,238.14	51	35,318.28	30	26,868.24	19	53,926.64	194,351.30	50
6	1,263	1,470,156.28	618	446,490.68	424	265,992.66	228	454,414.87	2,637,054.49	576
061A	158	222,158.62	88	77,224.32	52	39,356.83	29	34,021.57	372,761.34	82
Commercial	50	130,118.49	28	31,485.32	11	14,386.85	5	6,462.22	182,452.87	23
Residential	108	92,040.13	60	45,739.00	41	24,969.99	24	27,559.35	190,308.48	59
061B	180	330,980.01	87	76,517.63	56	41,547.96	29	87,373.07	536,418.67	77
Commercial	126	284,782.96	58	57,291.83	32	28,499.53	16	69,773.24	440,347.56	49
Residential	54	46,197.04	29	19,225.81	24	13,048.43	13	17,599.83	96,071.11	28
062A	89	164,955.05	39	24,653.85	21	20,103.94	15	21,415.79	231,128.63	35
Commercial	31	130,521.89	17	14,397.37	8	12,869.04	5	13,802.35	171,590.64	15
Residential	58	34,433.16	22	10,256.47	13	7,234.90	10	7,613.44	59,537.98	20
062B	161	194,125.87	81	75,260.68	60	56,938.60	33	81,348.08	407,673.24	79
Commercial	20	93,975.30	12	29,396.29	8	26,785.68	6	43,565.63	193,722.90	12
Residential	141	100,150.58	69	45,864.39	52	30,152.92	27	37,782.45	213,950.35	67
063A	127	95,782.15	70	34,952.16	50	16,377.83	27	37,319.26	184,431.40	69
Commercial	9	23,302.02	5	5,389.50	4	3,085.63	3	7,693.88	39,471.04	5
Residential	118	72,480.13	65	29,562.66	46	13,292.20	24	29,625.38	144,960.37	64
063B	193	147,142.50	87	50,520.07	60	36,445.05	33	68,183.08	302,290.69	83
Commercial	16	25,775.07	7	6,331.33	4	7,772.76	3	2,881.18	42,760.34	6
Government	3	9,573.60	3	3,784.62	2	2,709.08	1	16,023.38	32,090.68	3
Residential	174	111,793.84	77	40,404.11	54	25,963.21	29	49,278.51	227,439.67	74
064A	175	169,903.08	82	55,561.98	65	32,710.59	40	53,566.05	311,741.70	74
Commercial	24	62,917.75	11	18,403.58	7	10,667.42	5	19,267.77	111,256.52	9
Government	3	21,250.19	2	1,462.96	0	0.00	0	0.00	22,713.14	2
Residential	148	85,735.14	69	35,695.44	58	22,043.18	35	34,298.28	177,772.04	63
064B	180	145,109.00	84	51,799.98	60	22,511.85	22	71,187.97	290,608.81	77
Commercial	7	24,581.84	3	1,886.71	1	2,088.60	1	6,411.68	34,968.83	2
Residential	173	120,527.17	81	49,913.28	59	20,423.25	21	64,776.28	255,639.98	75
7	3,277	2,662,839.24	1,532	846,199.87	1,072	511,772.11	540	1,025,879.74	5,046,690.96	1,421
071A	206	190,439.92	91	62,353.49	52	46,585.08	22	165,516.49	464,894.99	79

page 96 of

Status

Active

Row Labels	00-30 Days: Count	00-30 Days: Sum	31-60 Days: Count	31-60 Days: Sum	61-90 Days: Count	61-90 Days: Sum	Over 90 Days: Count	Over 90 Days: Sum	Sum of Subtotal	Delinq. Count
Commercial	13	53,344.75	6	22,001.77	4	17,387.88	3	30,228.63	122,963.04	5
Residential	193	137,095.16	85	40,351.72	48	29,197.21	19	135,287.86	341,931.95	74
071B	294	271,944.87	136	78,114.61	93	48,112.28	45	72,482.41	470,654.16	121
Commercial	25	57,808.82	10	24,849.01	7	15,301.14	5	24,602.37	122,561.34	8
Government	1	38,703.35	1	0.00	0	0.00	0	0.00	38,703.35	1
Residential	268	175,432.69	125	53,265.60	86	32,811.14	40	47,880.04	309,389.46	112
072A	323	355,878.84	153	114,650.41	116	48,408.85	53	63,973.18	582,911.27	146
Commercial	29	112,402.32	12	30,407.09	8	7,208.59	3	2,631.23	152,649.23	11
Government	1	2,762.90	1	9,422.90	1	2,647.18	0	0.00	14,832.98	1
Residential	293	240,713.61	140	74,820.43	107	38,553.08	50	61,341.95	415,429.07	134
072B	210	180,765.31	105	50,957.46	82	26,553.54	36	95,301.18	353,577.49	101
Commercial	13	56,559.17	9	9,241.52	2	1,432.72	0	0.00	67,233.40	7
Residential	197	124,206.14	96	41,715.95	80	25,120.82	36	95,301.18	286,344.09	94
073A	211	184,236.67	89	38,930.64	56	25,171.37	29	77,700.41	326,039.09	81
Commercial	22	77,266.20	14	8,332.30	9	7,182.85	6	21,229.67	114,011.03	12
Government	1	523.90	1	587.60	1	58.76	0	0.00	1,170.26	1
Residential	188	106,446.57	74	30,010.74	46	17,929.76	23	56,470.74	210,857.81	68
073B	494	325,712.74	236	118,764.92	178	94,888.57	101	158,859.53	698,225.77	227
Commercial	48	67,784.37	22	11,235.30	10	19,737.30	9	62,403.07	161,160.04	18
Residential	446	257,928.37	214	107,529.63	168	75,151.27	92	96,456.46	537,065.73	209
074A	343	245,196.46	168	96,618.48	104	63,520.25	49	79,788.51	485,123.70	149
Commercial	27	50,601.03	14	15,697.51	8	7,652.76	4	2,755.80	76,707.09	11
Government	2	10,114.26	1	10,178.90	1	10,322.90	1	2,050.19	32,666.26	1
Residential	314	184,481.17	153	70,742.07	95	45,544.59	44	74,982.52	375,750.35	137
074B	1,196	908,664.44	554	285,809.85	391	158,532.17	205	312,258.03	1,665,264.49	517
Commercial	53	169,233.56	22	25,129.77	9	4,654.72	2	247.87	199,265.91	17
Government	2	2,537.75	2	1,053.00	2	1,792.95	2	284.58	5,668.28	2
Residential	1,141	736,893.13	530	259,627.08	380	152,084.51	201	311,725.58	1,460,330.29	498
8	1,851	2,471,212.38	909	532,892.16	602	333,026.43	320	866,748.65	4,203,879.64	797
081A	399	277,845.15	204	105,170.38	148	56,730.77	79	153,220.85	592,967.15	197
Commercial	11	23,872.32	6	9,104.55	4	3,866.68	1	10,066.83	46,910.39	5

page 97 of

Status Active

Row Labels	00-30 Days: Count	00-30 Days: Sum	31-60 Days: Count	31-60 Days: Sum	61-90 Days: Count	61-90 Days: Sum	Over 90 Days: Count	Over 90 Days: Sum	Sum of Subtotal	Delinq. Count
Government	1	9,854.90	0	0.00	0	0.00	0	0.00	9,854.90	0
Residential	387	244,117.93	198	96,065.83	144	52,864.09	78	143,154.02	536,201.87	192
081B	568	353,675.13	280	110,914.85	206	65,634.78	106	172,290.03	702,514.79	264
Commercial	9	27,487.08	4	5,584.40	3	5,263.06	2	21,208.68	59,543.22	4
Government	2	436.80	2	436.80	2	436.80	2	87.37	1,397.77	2
Residential	557	325,751.25	274	104,893.65	201	59,934.92	102	150,993.99	641,573.81	258
082A	173	212,744.46	84	60,794.75	61	35,517.36	27	88,057.85	397,114.42	80
Commercial	54	126,932.30	20	27,857.66	12	20,624.02	6	39,869.79	215,283.77	16
Government	1	2,222.90	1	579.45	0	0.00	0	0.00	2,802.35	1
Residential	118	83,589.26	63	32,357.64	49	14,893.34	21	48,188.06	179,028.30	63
082B	62	93,667.91	24	26,156.23	11	22,097.35	6	35,211.14	177,132.63	16
Commercial	59	93,450.47	24	26,156.23	11	22,097.35	6	35,211.14	176,915.20	16
Residential	3	217.44	0	0.00	0	0.00	0	0.00	217.44	0
083A	194	792,114.44	94	64,647.65	39	47,122.32	17	160,276.90	1,064,161.31	57
Commercial	108	701,548.62	54	41,648.91	15	33,453.60	6	130,823.59	907,474.72	26
Residential	86	90,565.81	40	22,998.74	24	13,668.73	11	29,453.30	156,686.58	31
083B	150	294,432.22	73	75,340.88	49	51,396.88	29	92,278.78	513,448.77	69
Commercial	24	149,937.12	10	19,577.02	5	11,356.55	4	2,712.54	183,583.24	8
Government	0	0.00	0	0.00	0	0.00	0	0.00	0.00	0
Residential	126	144,495.09	63	55,763.86	44	40,040.33	25	89,566.24	329,865.52	61
084A	165	248,611.49	74	27,425.74	28	11,039.78	15	21,711.09	308,788.10	44
Commercial	103	200,769.05	49	13,369.86	14	5,110.00	8	15,973.08	235,221.98	25
Residential	62	47,842.45	25	14,055.88	14	5,929.78	7	5,738.02	73,566.13	19
084B	140	198,121.59	76	62,441.68	60	43,487.18	41	143,702.01	447,752.46	70
Commercial	10	70,254.72	6	11,083.11	3	3,287.25	1	78,132.17	162,757.24	4
Government	2	436.80	2	681.20	2	1,649.30	2	1,218.68	3,985.98	2
Residential	128	127,430.07	68	50,677.38	55	38,550.63	38	64,351.15	281,009.23	64
9	1,685	1,890,349.52	864	542,777.44	602	290,368.57	313	552,686.97	3,276,182.49	794
091A	143	458,635.27	73	30,976.01	24	12,320.17	9	18,473.97	520,405.42	53
Commercial	116	425,315.56	64	30,229.08	23	12,170.98	9	18,473.97	486,189.60	47
Government	2	15,233.65	0	0.00	0	0.00	0	0.00	15,233.65	0

page 98 of

Status Active

Row Labels	00-30 Days: Count	00-30 Days: Sum	31-60 Days: Count	31-60 Days: Sum	61-90 Days: Count	61-90 Days: Sum	Over 90 Days: Count	Over 90 Days: Sum	Sum of Subtotal	Delinq. Count
Residential	25	18,086.06	9	746.93	1	149.18	0	0.00	18,982.18	6
091B	141	240,703.17	72	55,657.16	38	14,766.33	17	27,845.70	338,972.36	60
Commercial	76	196,436.80	34	41,850.13	13	8,885.10	7	13,852.90	261,024.93	24
Government	1	2,402.90	1	189.89	0	0.00	0	0.00	2,592.79	1
Residential	64	41,863.47	37	13,617.14	25	5,881.22	10	13,992.80	75,354.64	35
092A	295	218,352.96	152	99,961.82	116	45,693.51	63	70,606.18	434,614.47	148
Commercial	6	33,405.52	3	21,602.75	2	3,954.01	1	8,167.79	67,130.06	3
Government	2	1,757.19	1	21.84	0	0.00	0	0.00	1,779.03	1
Residential	287	183,190.25	148	78,337.24	114	41,739.50	62	62,438.39	365,705.38	144
092B	163	191,591.58	75	51,393.35	46	25,472.14	19	47,627.22	316,084.30	67
Commercial	39	99,651.94	21	23,481.00	11	10,658.11	6	22,874.68	156,665.72	17
Residential	124	91,939.65	54	27,912.36	35	14,814.03	13	24,752.54	159,418.58	50
093A	162	131,250.38	89	71,446.26	75	45,391.85	36	67,306.34	315,394.84	86
Commercial	19	45,945.95	15	31,829.50	14	24,284.71	7	24,821.94	126,882.10	14
Residential	143	85,304.43	74	39,616.76	61	21,107.14	29	42,484.40	188,512.74	72
093B	244	276,160.14	143	105,981.07	107	65,474.12	64	173,538.09	621,153.41	135
Commercial	21	85,462.74	9	14,837.20	5	8,582.97	4	30,482.84	139,365.75	6
Government	1	218.40	0	0.00	0	0.00	0	0.00	218.40	0
Residential	222	190,479.00	134	91,143.86	102	56,891.15	60	143,055.25	481,569.26	129
094A	259	190,336.10	137	70,736.05	102	48,778.17	60	82,719.14	392,569.47	128
Commercial	9	16,084.34	5	881.06	2	480.31	1	1,868.79	19,314.50	4
Residential	250	174,251.76	132	69,855.00	100	48,297.86	59	80,850.35	373,254.97	124
094B	278	183,319.91	123	56,625.71	94	32,472.28	45	64,570.33	336,988.23	117
Commercial	3	4,134.50	1	436.80	1	436.80	1	567.24	5,575.35	1
Government	2	23,021.80	2	5,424.18	1	5,570.90	1	6,337.17	40,354.06	2
Residential	220	123,774.40	100	43,381.42	78	24,282.70	40	54,845.90	246,284.43	95
Special Rate - Commerc	1	3,814.40	0	0.00	0	0.00	0	0.00	3,814.40	0
Special Rate - Residenti	52	28,574.81	20	7,383.31	14	2,181.87	3	2,820.01	40,960.00	19
10	2,297	2,445,632.56	1,119	510,775.82	796	307,291.83	380	644,340.63	3,908,040.84	1,017
101A	145	108,942.61	66	32,420.32	53	19,100.75	28	54,074.43	214,538.12	64
Commercial	4	8,545.70	2	1,366.30	1	136.14	0	0.00	10,048.14	2

page 99 of

Status Active

Row Labels	00-30 Days: Count	00-30 Days: Sum	31-60 Days: Count	31-60 Days: Sum	61-90 Days: Count	61-90 Days: Sum	Over 90 Days: Count	Over 90 Days: Sum	Sum of Subtotal	Delinq. Count
Government	4	6,331.40	0	0.00	0	0.00	0	0.00	6,331.40	0
Residential	137	94,065.51	64	31,054.02	52	18,964.61	28	54,074.43	198,158.58	62
101B	522	214,317.88	277	66,385.87	195	33,015.45	80	27,002.11	340,721.31	243
Commercial	5	5,765.56	0	0.00	0	0.00	0	0.00	5,765.56	0
Government	3	960.70	3	1,471.34	0	0.00	0	0.00	2,432.04	3
Residential	514	207,591.61	274	64,914.53	195	33,015.45	80	27,002.11	332,523.71	240
102A	153	95,057.19	78	26,483.38	49	12,841.50	28	44,078.28	178,460.34	63
Commercial	10	20,468.70	8	2,039.70	2	1,050.74	1	167.19	23,726.33	3
Residential	143	74,588.49	70	24,443.67	47	11,790.76	27	43,911.09	154,734.01	60
102B	359	121,523.30	169	40,220.58	133	21,442.37	68	42,478.61	225,664.86	162
Commercial	2	873.44	1	349.07	0	0.00	0	0.00	1,222.51	1
Government	1	218.40	1	0.43	0	0.00	0	0.00	218.83	1
Residential	219	79,457.75	98	24,855.19	72	12,611.86	36	22,456.63	139,381.43	92
Special Rate - Commerc	1	1,061.85	0	0.00	0	0.00	0	0.00	1,061.85	0
Special Rate - Residenti	136	39,911.86	69	15,015.88	61	8,830.52	32	20,021.98	83,780.23	68
103A	297	196,111.93	123	45,126.85	81	26,533.28	36	41,304.76	309,076.82	111
Commercial	31	44,861.80	16	7,896.28	8	7,588.29	6	5,238.94	65,585.31	13
Residential	266	151,250.13	107	37,230.57	73	18,945.00	30	36,065.81	243,491.51	98
103B	536	512,174.66	256	161,236.98	190	102,385.01	88	183,663.14	959,459.79	236
Commercial	63	221,258.73	29	45,502.59	17	29,832.45	9	56,641.07	353,234.83	24
Residential	473	290,915.92	227	115,734.39	173	72,552.57	79	127,022.07	606,224.95	212
104A	182	1,112,424.96	99	83,298.62	60	40,440.20	29	140,927.50	1,377,091.28	90
Commercial	51	1,022,800.19	27	43,791.66	10	16,366.19	4	27,883.82	1,110,841.86	23
Government	1	279.50	1	27.95	0	0.00	0	0.00	307.45	1
Residential	130	89,345.27	71	39,479.00	50	24,074.00	25	113,043.69	265,941.97	66
104B	103	85,080.03	51	55,603.24	35	51,533.26	23	110,811.81	303,028.33	48
Commercial	5	5,265.10	4	4,959.90	4	5,237.40	3	41,609.92	57,072.32	4
Government	2	34,562.90	2	34,490.90	2	35,426.90	2	25,663.30	130,144.00	2
Residential	96	45,252.03	45	16,152.44	29	10,868.96	18	43,538.58	115,812.01	42
11	2,131	1,942,569.50	1,083	631,001.03	820	389,956.04	472	755,585.07	3,719,111.64	1,008
111A	227	195,415.21	120	92,450.76	89	74,331.36	48	203,456.74	565,654.07	103

page 100 of

Status Active

Row Labels	00-30 Days: Count	00-30 Days: Sum	31-60 Days: Count	31-60 Days: Sum	61-90 Days: Count	61-90 Days: Sum	Over 90 Days: Count	Over 90 Days: Sum	Sum of Subtotal	Delinq. Count
Commercial	37	38,612.71	15	5,439.30	5	3,377.62	2	3,347.66	50,777.29	8
Government	2	42,987.85	2	38,594.08	1	42,732.50	1	142,579.10	266,893.53	2
Residential	188	113,814.65	103	48,417.38	83	28,221.25	45	57,529.98	247,983.25	93
111B	315	231,232.18	177	96,076.33	144	72,240.79	89	117,475.41	517,024.71	171
Commercial	23	60,372.22	12	17,104.11	9	16,522.94	4	19,048.43	113,047.69	11
Residential	292	170,859.96	165	78,972.23	135	55,717.85	85	98,426.98	403,977.02	160
112A	393	191,467.75	206	71,575.63	163	45,489.08	90	74,619.87	383,152.32	198
Commercial	5	18,399.08	1	0.00	0	0.00	0	0.00	18,399.08	0
Government	1	512.43	0	0.00	0	0.00	0	0.00	512.43	0
Residential	387	172,556.24	205	71,575.63	163	45,489.08	90	74,619.87	364,240.81	198
112B	192	99,632.46	115	47,030.13	96	33,118.89	58	54,027.22	233,808.70	116
Commercial	1	8,909.69	0	0.00	0	0.00	0	0.00	8,909.69	0
Residential	191	90,722.76	115	47,030.13	96	33,118.89	58	54,027.22	224,899.00	116
113A	316	592,876.87	173	82,998.17	122	57,341.91	74	107,386.68	840,603.63	159
Commercial	29	436,780.20	12	8,626.48	3	5,231.20	4	12,027.02	462,664.90	5
Residential	287	156,096.67	161	74,371.69	119	52,110.71	70	95,359.66	377,938.73	154
113B	319	284,946.41	133	98,097.50	80	32,915.97	48	81,394.31	497,354.18	108
Commercial	21	49,129.40	12	9,623.99	3	1,298.10	1	1,229.68	61,281.17	9
Residential	298	235,817.01	121	88,473.50	77	31,617.87	47	80,164.63	436,073.01	99
114A	170	162,019.44	70	72,343.54	53	37,140.01	26	54,150.81	325,653.79	65
Commercial	22	46,248.33	7	4,686.52	4	3,070.97	2	2,991.77	56,997.59	7
Residential	148	115,771.11	63	67,657.02	49	34,069.04	24	51,159.04	268,656.20	58
114B	199	184,979.19	89	70,428.96	73	37,378.04	39	63,074.04	355,860.24	88
Commercial	11	37,373.88	4	2,048.80	3	1,466.40	2	2,597.93	43,487.02	4
Residential	188	147,605.31	85	68,380.16	70	35,911.64	37	60,476.11	312,373.22	84
12	3,153	2,430,000.39	1,756	1,163,136.48	1,426	652,596.32	742	1,051,647.68	5,297,380.87	1,682
121A	751	746,294.00	431	407,143.24	352	207,302.53	151	272,868.70	1,633,608.47	419
Commercial	116	333,541.38	67	83,217.11	46	77,038.96	19	112,632.49	606,429.94	57
Residential	635	412,752.62	364	323,926.13	306	130,263.57	132	160,236.21	1,027,178.53	362
121B	762	360,622.93	438	213,525.72	368	127,387.62	204	219,165.54	920,701.81	426
Commercial	15	46,568.48	8	20,909.20	8	17,309.57	7	31,212.81	116,000.05	8

page 101 of

Status

Active

Row Labels	00-30 Days: Count	00-30 Days: Sum	31-60 Days: Count	31-60 Days: Sum	61-90 Days: Count	61-90 Days: Sum	Over 90 Days: Count	Over 90 Days: Sum	Sum of Subtotal	Delinq. Count
Government	1	432.25	1	315.90	0	0.00	0	0.00	748.15	1
Residential	746	313,622.20	429	192,300.62	360	110,078.05	197	187,952.73	803,953.61	417
122A	206	139,679.41	98	64,379.92	83	35,551.51	48	50,939.60	290,550.42	93
Commercial	10	34,842.39	6	15,833.20	2	2,614.30	1	1,075.23	54,365.13	3
Government	1	218.40	1	218.40	1	43.68	0	0.00	480.48	1
Residential	195	104,618.62	91	48,328.31	80	32,893.52	47	49,864.37	235,704.82	89
122B	459	228,962.17	253	136,306.02	215	63,758.10	95	95,804.10	524,830.39	249
Commercial	3	4,545.99	2	3,732.40	2	372.72	0	0.00	8,651.10	2
Residential	456	224,416.18	251	132,573.62	213	63,385.38	95	95,804.10	516,179.29	247
123A	194	342,225.46	105	82,881.60	75	56,683.74	39	86,797.49	568,588.29	96
Commercial	68	240,878.28	30	42,163.20	16	20,892.87	5	19,431.51	323,365.86	23
Residential	126	101,347.18	75	40,718.40	59	35,790.87	34	67,365.99	245,222.43	73
123B	307	170,766.86	180	95,466.46	140	59,695.00	89	141,752.27	467,680.60	163
Commercial	8	17,770.52	6	12,998.40	6	12,169.25	4	30,360.57	73,298.75	6
Government	3	11,530.77	2	5,709.70	2	570.18	1	0.77	17,811.42	2
Residential	296	141,465.57	172	76,758.36	132	46,955.57	84	111,390.92	376,570.43	155
124A	272	274,277.74	149	112,001.30	120	65,349.94	68	106,970.92	558,599.89	143
Commercial	35	119,477.48	17	30,343.37	10	14,865.70	7	16,274.17	180,960.72	13
Government	1	432.25	1	587.60	1	683.15	1	5,831.51	7,534.51	1
Residential	236	154,368.01	131	81,070.33	109	49,801.09	60	84,865.24	370,104.67	129
124B	202	167,171.82	102	51,432.23	73	36,867.89	48	77,349.05	332,820.99	93
Commercial	34	56,143.71	16	10,072.18	7	7,176.28	5	4,248.38	77,640.55	11
Government	1	8,704.16	0	0.00	0	0.00	0	0.00	8,704.16	0
Residential	167	102,323.95	86	41,360.05	66	29,691.61	43	73,100.67	246,476.28	82
13	5,427	4,199,870.18	2,936	3,091,360.53	2,284	1,111,557.73	1,262	2,262,765.22	10,665,553.66	2,775
131A	628	433,224.78	310	148,182.78	215	84,423.75	113	181,946.57	847,777.87	290
Commercial	35	95,822.03	16	26,957.31	6	17,465.56	1	35,942.26	176,187.15	12
Government	2	917.25	1	0.00	0	0.00	0	0.00	917.25	0
Residential	591	336,485.50	293	121,225.47	209	66,958.20	112	146,004.31	670,673.48	278
131B	340	378,030.89	187	101,953.58	142	60,056.11	88	406,859.54	946,900.13	165
Commercial	55	191,884.75	28	14,130.41	12	5,238.57	4	8,309.55	219,563.28	17

page 102 of



Status Active

Row Labels	00-30 Days:	00-30 Days:	31-60 Days:	31-60 Days:	61-90 Days:	61-90 Days:	Over 90 Days:	Over 90 Days:	Sum of Subtotal	Deling. Count
	Count	Sum	Count	Sum	Count	Sum	Count	Sum		
Government	3	15,668.70	3	11,492.56	2	11,789.80	2	326,090.06	365,041.12	3
Residential	282	170,477.44	156	76,330.61	128	43,027.75	82	72,459.93	362,295.73	145
132A	288	146,856.07	159	70,581.92	131	48,360.31	81	77,839.60	343,637.90	151
Commercial	2	8,304.94	0	0.00	0	0.00	0	0.00	8,304.94	0
Residential	286	138,551.13	159	70,581.92	131	48,360.31	81	77,839.60	335,332.96	151
132B	488	288,503.41	272	153,673.02	223	108,216.32	121	220,036.00	770,428.75	266
Commercial	12	24,301.17	8	13,187.10	7	11,309.88	5	34,988.37	83,786.52	7
Residential	476	264,202.23	264	140,485.92	216	96,906.44	116	185,047.63	686,642.22	259
133A	653	414,717.18	333	147,582.39	228	93,104.74	119	188,515.26	843,919.58	301
Commercial	43	68,213.08	18	14,924.01	7	10,966.85	2	37,440.47	131,544.41	10
Government	2	962.65	1	248.95	1	401.70	1	65.06	1,678.36	1
Residential	608	345,541.46	314	132,409.43	220	81,736.20	116	151,009.73	710,696.81	290
133B	2,824	2,365,603.29	1,542	2,383,430.91	1,263	673,342.52	686	1,108,654.47	6,531,031.19	1,471
Commercial	170	817,534.01	81	131,026.09	39	104,266.73	27	139,731.81	1,192,558.64	57
Government	6	55,358.40	5	71,047.90	5	112,714.03	3	105,063.99	344,184.32	5
Residential	2,648	1,492,710.88	1,456	2,181,356.92	1,219	456,361.76	656	863,858.67	4,994,288.23	1,409
134A	130	130,041.45	82	66,120.74	55	34,337.74	37	50,376.51	280,876.44	79
Commercial	18	37,592.28	12	11,262.20	8	4,661.60	7	3,748.41	57,264.49	12
Residential	112	92,449.16	70	54,858.54	47	29,676.13	30	46,628.11	223,611.95	67
134B	76	42,893.11	51	19,835.18	27	9,716.23	17	28,537.27	100,981.80	52
Residential	76	42,893.11	51	19,835.18	27	9,716.23	17	28,537.27	100,981.80	52
14	6,326	4,289,773.06	4,061	2,315,774.45	2,654	1,362,765.23	1,805	3,393,109.26	11,361,422.00	4,066
141A	320	166,256.14	227	91,298.45	145	46,700.99	88	92,304.22	396,559.80	228
Residential	320	166,256.14	227	91,298.45	145	46,700.99	88	92,304.22	396,559.80	228
141B	561	372,207.01	358	184,511.89	221	96,703.07	150	176,830.66	830,252.62	362
Commercial	22	30,717.20	17	15,431.21	7	2,889.08	6	8,049.64	57,087.13	17
Residential	539	341,489.81	341	169,080.68	214	93,813.98	144	168,781.02	773,165.49	345
142A	120	94,847.74	82	55,370.20	51	31,939.21	34	79,521.31	261,678.46	83
Commercial	17	20,452.44	11	11,364.28	6	3,925.28	2	12,602.44	48,344.44	11
Residential	103	74,395.30	71	44,005.92	45	28,013.93	32	66,918.88	213,334.02	72
142B	3,679	2,393,829.86	2,417	1,226,581.64	1,530	738,749.40	1,083	2,082,626.74	6,441,787.64	2,414

page 103 of

Row Labels	00-30 Days:		31-60 Days:		61-90 Days:		Over 90 Days:		Sum of Subtotal	Deling. Count
	Count	Sum	Count	Sum	Count	Sum	Count	Sum		
Commercial	48	85,684.94	24	34,697.78	16	31,113.64	13	116,906.42	268,402.78	23
Government	6	48,321.56	3	16,726.80	1	7,357.90	1	49,406.24	121,812.50	3
Residential	3,625	2,259,823.36	2,390	1,175,157.06	1,513	700,277.86	1,069	1,916,314.08	6,051,572.36	2,388
143A	170	197,173.16	102	130,332.15	62	97,661.99	44	128,184.86	553,352.16	100
Commercial	32	54,885.42	19	21,662.86	10	10,839.56	8	20,010.24	107,398.07	18
Government	1	48,067.70	1	58,075.70	1	52,300.04	0	0.00	158,443.44	1
Residential	137	94,220.04	82	50,593.60	51	34,522.39	36	108,174.61	287,510.64	81
143B	349	295,517.63	213	134,102.93	140	80,935.19	105	226,356.78	736,912.53	217
Commercial	7	30,865.80	6	12,264.79	4	3,044.73	2	1,544.04	47,719.35	6
Residential	342	264,651.83	207	121,838.14	136	77,890.47	103	224,812.74	689,193.18	211
144A	316	217,093.95	180	129,407.71	145	86,656.03	97	293,722.88	726,880.57	178
Commercial	9	15,779.03	5	14,792.10	5	20,299.73	4	149,095.96	199,966.81	5
Government	1	6,074.90	1	607.49	0	0.00	0	0.00	6,682.39	1
Residential	306	195,240.03	174	114,008.12	140	66,356.30	93	144,626.92	520,231.36	172
144B	811	552,847.57	482	364,169.47	360	183,419.36	204	313,561.81	1,413,998.22	484
Commercial	10	22,074.94	6	23,825.80	6	17,424.01	4	39,859.82	103,184.56	6
Government	1	401.16	0	0.00	0	0.00	0	0.00	401.16	0
Residential	800	530,371.48	476	340,343.67	354	165,995.35	200	273,702.00	1,310,412.50	478
15	3,578	2,511,030.54	2,085	1,399,889.30	1,733	1,071,638.17	1,180	2,850,932.69	7,833,490.71	2,075
151A	215	136,774.20	124	85,966.47	94	55,263.41	53	120,945.68	398,949.76	124
Commercial	23	12,831.15	8	4,655.30	7	9,670.29	3	1,671.80	28,828.54	8
Residential	192	123,943.05	116	81,311.17	87	45,593.12	50	119,273.88	370,121.22	116
151B	2,655	1,744,177.09	1,590	999,283.99	1,345	818,186.03	935	2,335,346.29	5,896,993.41	1,583
Commercial	61	189,592.71	37	78,952.21	26	124,404.19	17	301,996.65	694,945.76	35
Government	13	46,719.57	4	4,003.45	1	371.15	1	23,175.24	74,269.41	4
Residential	2,581	1,507,864.82	1,549	916,328.33	1,318	693,410.69	917	2,010,174.40	5,127,778.24	1,544
152A	61	36,333.83	31	24,799.10	23	13,220.89	12	19,351.33	93,705.14	31
Commercial	5	2,048.96	3	1,524.77	2	1,345.49	1	170.83	5,090.04	3
Government	0	0.00	0	0.00	0	0.00	0	0.00	0.00	0
Residential	56	34,284.87	28	23,274.33	21	11,875.40	11	19,180.50	88,615.10	28
152B	93	82,093.37	52	57,127.05	41	40,598.56	34	69,529.07	249,348.05	52

page 104 of

Row Labels	00-30 Days:		31-60 Days:		61-90 Days:		Over 90 Days:		Sum of Subtotal	Delinq. Count
	Count	Sum	Count	Sum	Count	Sum	Count	Sum		
Commercial	10	13,079.60	4	13,623.70	4	9,585.37	3	5,338.80	41,627.47	4
Government	1	218.40	1	218.40	1	218.40	1	591.37	1,246.57	1
Residential	82	68,795.36	47	43,284.95	36	30,794.79	30	63,598.91	206,474.01	47
153A	66	45,411.30	34	28,217.37	29	10,031.75	11	11,673.45	95,333.88	34
Commercial	10	1,236.38	1	436.80	1	681.20	1	111.56	2,465.94	1
Residential	56	44,174.92	33	27,780.57	28	9,350.55	10	11,561.89	92,867.93	33
153B	112	87,971.87	66	58,231.14	52	41,049.88	38	66,677.04	253,929.93	67
Commercial	13	4,306.61	2	1,954.00	1	4,517.80	1	3,586.82	14,365.24	2
Residential	99	83,665.26	64	56,277.14	51	36,532.08	37	63,090.22	239,564.70	65
154A	94	63,294.47	29	31,450.45	23	22,087.56	14	60,837.45	177,669.93	29
Commercial	61	38,101.59	17	17,496.60	13	13,346.37	8	50,949.53	119,894.09	16
Residential	33	25,192.88	12	13,953.85	10	8,741.19	6	9,887.92	57,775.85	13
154B	282	314,974.42	159	114,813.73	126	71,200.08	83	166,572.37	667,560.60	155
Commercial	18	43,988.56	10	19,314.90	10	15,096.73	6	5,283.64	83,683.83	10
Government	1	35,342.90	1	0.14	0	0.00	0	0.00	35,343.04	1
Residential	263	235,642.96	148	95,498.69	116	56,103.35	77	161,288.73	548,533.73	144
16	1,360	1,540,081.37	625	497,752.45	440	311,670.91	249	745,137.09	3,094,641.82	583
161A	93	77,256.97	55	30,977.78	48	23,791.34	34	178,757.81	310,783.90	54
Commercial	24	39,433.48	13	8,788.95	12	9,916.41	8	124,585.97	182,724.81	13
Residential	69	37,823.49	42	22,188.83	36	13,874.93	26	54,171.83	128,059.09	41
161B	153	158,443.84	69	57,509.66	46	45,647.54	28	96,949.24	358,550.28	66
Commercial	53	84,491.67	24	25,091.94	13	27,216.59	9	52,213.92	189,014.13	21
Government	3	4,325.99	2	2,730.84	1	157.46	0	0.00	7,214.30	2
Residential	97	69,626.18	43	29,686.87	32	18,273.49	19	44,735.31	162,321.86	43
162A	133	115,015.07	64	62,978.85	46	26,632.16	27	64,064.03	268,690.12	61
Commercial	17	30,171.18	8	28,673.61	5	6,431.54	2	6,612.85	71,889.18	7
Government	0	0.00	0	0.00	0	0.00	0	0.00	0.00	0
Residential	116	84,843.89	56	34,305.25	41	20,200.62	25	57,451.18	196,800.94	54
162B	115	210,851.68	48	58,776.11	33	42,712.86	17	37,941.74	350,282.39	42
Commercial	25	141,678.97	12	34,508.51	8	35,544.88	6	29,993.99	241,726.35	10
Residential	90	69,172.71	36	24,267.60	25	7,167.98	11	7,947.76	108,556.05	32

page 105 of

Status		Active								
Row Labels	00-30 Days:	00-30 Days:	31-60 Days:	31-60 Days:	61-90 Days:	61-90 Days:	Over 90 Days:	Over 90 Days:	Sum of Subtotal	Delling. Count
	Count	Sum	Count	Sum	Count	Sum	Count	Sum		
163A	301	282,114.59	147	73,484.99	98	40,464.61	51	88,744.06	484,808.25	138
Commercial	47	118,020.07	18	13,254.50	7	1,726.21	3	2,133.62	135,134.40	15
Residential	254	164,094.52	129	60,230.49	91	38,738.40	48	86,610.43	349,673.84	123
163B	257	355,043.08	91	96,225.01	62	53,773.06	31	117,247.79	622,288.95	81
Commercial	81	226,865.45	19	59,723.08	11	30,174.77	5	62,037.98	378,801.29	14
Government	2	3,401.80	2	6,533.80	2	8,405.80	2	5,209.98	23,551.38	2
Residential	174	124,775.83	70	29,968.14	49	15,192.49	24	49,999.83	219,936.28	65
164A	180	238,924.35	86	67,545.78	58	38,807.21	34	114,206.44	459,483.78	76
Commercial	35	95,286.84	21	36,513.99	13	16,315.97	7	55,404.57	203,521.37	18
Government	3	5,016.07	0	0.00	0	0.00	0	0.00	5,016.07	0
Residential	142	138,621.45	65	31,031.79	45	22,491.24	27	58,801.87	250,946.35	58
164B	128	102,431.77	65	50,254.26	49	39,842.13	27	47,225.98	239,754.15	65
Commercial	14	34,097.36	5	18,510.72	1	18,150.70	1	3,696.14	74,454.92	5
Residential	114	68,334.42	60	31,743.54	48	21,691.43	26	43,529.84	165,299.23	60
17	2,797	1,927,730.18	1,526	776,001.41	1,168	494,424.10	698	1,312,795.55	4,510,951.23	1,467
171A	396	321,362.47	193	110,608.64	141	58,694.11	72	82,682.48	573,347.70	181
Commercial	41	104,701.19	14	8,513.31	7	1,536.21	1	87.36	114,838.07	9
Residential	355	216,661.28	179	102,095.34	134	57,157.90	71	82,595.12	458,509.64	172
171B	234	173,191.53	125	71,282.54	92	47,003.46	47	125,650.63	417,128.16	121
Commercial	10	20,285.60	8	13,010.06	5	13,485.20	5	34,643.82	81,424.68	7
Residential	224	152,905.94	117	58,272.48	87	33,518.26	42	91,006.80	335,703.48	114
172A	294	206,982.36	179	84,833.80	134	56,933.85	86	162,429.69	511,179.71	172
Commercial	6	46,137.40	4	10,672.98	3	8,649.33	2	40,487.55	105,947.26	4
Government	1	218.40	1	218.40	1	218.40	1	401.34	1,056.54	1
Residential	287	160,626.56	174	73,942.42	130	48,066.12	83	121,540.80	404,175.91	167
172B	603	329,397.10	343	144,340.35	275	89,452.21	166	329,725.70	892,915.37	333
Commercial	9	27,584.72	3	847.09	1	80.34	0	0.00	28,512.14	3
Government	2	9.35	0	0.00	0	0.00	0	0.00	9.35	0
Residential	592	301,803.03	340	143,493.26	274	89,371.88	166	329,725.70	864,393.88	330
173A	323	235,386.85	171	107,686.99	135	68,648.85	83	147,443.43	559,166.12	166
Commercial	8	24,220.67	5	16,362.05	3	13,787.71	2	29,510.59	83,881.03	5

page 106 of

Status Active

Row Labels	00-30 Days: Count	00-30 Days: Sum	31-60 Days: Count	31-60 Days: Sum	61-90 Days: Count	61-90 Days: Sum	Over 90 Days: Count	Over 90 Days: Sum	Sum of Subtotal	Delinq. Count
Government	5	5,367.82	0	0.00	0	0.00	1	5,174.90	10,542.72	1
Residential	310	205,798.36	166	91,324.94	132	54,861.14	80	112,757.94	464,742.38	160
173B	334	216,723.53	200	93,249.02	162	64,032.86	103	167,111.95	541,117.35	195
Commercial	8	10,769.15	2	864.50	1	85.89	0	0.00	11,719.55	1
Government	1	218.40	0	0.00	0	0.00	0	0.00	218.40	0
Residential	325	205,735.98	198	92,384.51	161	63,946.97	103	167,111.95	529,179.41	194
174A	267	217,268.05	131	77,910.89	94	52,508.67	55	186,276.69	533,964.29	126
Commercial	32	95,303.33	16	35,483.73	9	21,915.02	7	57,897.79	210,599.87	15
Residential	235	121,964.72	115	42,427.17	85	30,593.64	48	128,378.90	323,364.43	111
174B	346	227,418.28	184	86,089.18	135	57,150.09	86	111,474.98	482,132.53	173
Commercial	9	13,133.09	1	0.00	0	0.00	0	0.00	13,133.09	0
Residential	337	214,285.20	183	86,089.18	135	57,150.09	86	111,474.98	468,999.44	173
18	5,114	3,397,630.14	2,631	1,267,384.53	2,073	801,915.88	1,200	2,260,952.39	7,727,882.95	2,535
181A	294	172,743.47	170	80,719.33	140	50,066.11	82	109,053.12	412,582.02	163
Commercial	3	6,075.80	3	6,063.90	3	606.06	0	0.00	12,745.76	3
Government	1	462.80	0	0.00	0	0.00	0	0.00	462.80	0
Residential	290	166,204.87	167	74,655.43	137	49,460.05	82	109,053.12	399,373.46	160
181B	646	400,141.06	372	174,634.19	316	112,497.34	195	373,446.61	1,060,719.19	360
Commercial	3	5,449.80	2	2,256.20	2	618.20	1	86.69	8,410.89	2
Government	7	19,278.80	6	8,533.50	5	5,655.25	6	39,467.93	72,935.48	6
Residential	636	375,412.47	364	163,844.49	309	106,223.89	188	333,891.98	979,372.83	352
182A	670	527,976.57	337	149,141.45	252	87,673.69	143	314,581.08	1,079,372.79	318
Commercial	21	100,879.38	11	12,611.20	7	5,025.99	5	13,011.30	131,527.87	8
Residential	649	427,097.19	326	136,530.25	245	82,647.70	138	301,569.78	947,844.93	310
182B	1,820	1,233,431.93	856	413,078.06	653	252,149.75	360	726,194.55	2,624,854.30	820
Commercial	42	134,775.42	24	47,811.43	16	27,737.66	9	168,039.04	378,363.54	23
Government	3	11,849.05	0	0.00	0	0.00	0	0.00	11,849.05	0
Residential	1,775	1,086,807.47	832	365,266.64	637	224,412.10	351	558,155.51	2,234,641.72	797
183A	955	590,549.96	504	240,470.04	398	151,224.06	232	425,750.25	1,407,994.32	490
Commercial	24	56,201.82	10	6,148.09	4	1,767.04	2	35,040.18	99,157.13	10
Government	1	279.50	1	218.40	1	279.50	1	356.76	1,134.16	1

page 107 of

Status		Active								
Row Labels	00-30 Days: Count	00-30 Days: Sum	31-60 Days: Count	31-60 Days: Sum	61-90 Days: Count	61-90 Days: Sum	Over 90 Days: Count	Over 90 Days: Sum	Sum of Subtotal	Delinq. Count
Residential	930	534,068.64	493	234,103.56	393	149,177.52	229	390,353.31	1,307,703.03	479
183B	338	196,240.40	195	92,944.29	155	58,590.85	102	168,125.36	515,900.90	189
Commercial	4	5,832.44	2	1,675.70	2	724.26	1	4,927.41	13,159.81	2
Government	0	0.00	0	0.00	0	0.00	0	0.00	0.00	0
Residential	334	190,407.96	193	91,268.59	153	57,866.59	101	163,197.95	502,741.09	187
184A	209	133,692.78	100	51,719.81	83	35,625.06	47	75,826.33	296,863.98	98
Commercial	8	10,532.03	5	3,344.90	5	2,141.38	3	5,898.63	21,916.94	5
Residential	201	123,160.75	95	48,374.91	78	33,483.68	44	69,927.70	274,947.04	93
184B	182	142,853.97	97	64,677.36	76	54,089.03	39	67,975.08	329,595.44	97
Commercial	10	10,570.51	7	8,537.30	7	9,992.76	5	8,067.41	37,167.98	7
Residential	172	132,283.46	90	56,140.06	69	44,096.27	34	59,907.67	292,427.46	90
19	3,617	3,108,387.63	2,116	1,566,703.06	1,288	864,081.28	684	2,093,537.90	7,632,709.88	2,065
191A	672	464,768.51	335	230,248.09	255	167,300.54	135	227,635.37	1,089,952.51	316
Commercial	3	4,022.79	1	436.80	1	436.80	1	8,918.09	13,814.48	1
Government	2	80,199.40	2	71,811.40	2	45,485.25	1	9,430.66	206,926.70	2
Residential	667	380,546.32	332	157,999.89	252	121,378.49	133	209,286.62	869,211.33	313
191B	304	190,781.85	163	85,154.19	134	60,840.79	68	115,663.52	452,440.35	157
Commercial	3	8,578.49	1	1,752.10	1	1,752.10	1	1,100.08	13,182.77	1
Government	1	1,970.90	1	1,970.90	1	2,114.90	1	6,956.03	13,012.73	1
Residential	300	180,232.45	161	81,431.19	132	56,973.79	66	107,607.42	426,244.86	155
192A	415	302,725.93	200	109,468.50	150	61,996.18	75	165,931.19	640,121.79	190
Commercial	12	40,629.37	8	6,302.61	4	2,760.20	2	11,599.06	61,291.24	5
Government	1	2,546.90	1	1,074.59	0	0.00	0	0.00	3,621.49	1
Residential	402	259,549.66	191	102,091.30	146	59,235.97	73	154,332.12	575,209.06	184
192B	414	294,985.52	185	103,520.83	134	85,062.55	66	161,684.10	645,253.00	170
Commercial	25	53,007.53	13	20,101.97	7	32,320.99	6	65,304.67	170,735.16	10
Government	1	4,503.35	1	4,179.35	1	1,510.87	0	0.00	10,193.57	1
Residential	388	237,474.64	171	79,239.52	126	51,230.69	60	96,379.43	464,324.27	159
193A	527	290,081.06	399	162,708.42	160	72,358.03	107	97,831.64	622,979.15	398
Commercial	22	29,651.12	14	14,749.50	7	9,151.47	5	3,085.60	56,637.69	14
Government	1	339.65	0	0.00	0	0.00	0	0.00	339.65	0

page 108 of

Status	Active									
Row Labels	00-30 Days: Count	00-30 Days: Sum	31-60 Days: Count	31-60 Days: Sum	61-90 Days: Count	61-90 Days: Sum	Over 90 Days: Count	Over 90 Days: Sum	Sum of Subtotal	Delinq. Count
Residential	504	260,090.29	385	147,958.92	153	63,206.55	102	94,746.04	566,001.80	384
193B	575	347,418.99	458	242,703.33	174	91,248.44	103	102,089.27	783,460.03	459
Commercial	41	64,986.04	28	46,597.02	11	17,247.26	8	25,386.93	154,217.24	28
Government	2	12,748.80	2	8,189.78	1	4,490.90	1	3,221.08	28,650.56	2
Residential	532	269,684.15	428	187,916.53	162	69,510.28	94	73,481.26	600,592.23	429
194A	641	362,853.13	318	216,539.17	237	91,673.25	103	121,279.21	792,344.76	318
Commercial	61	69,859.28	30	35,650.85	20	19,091.69	11	18,645.21	143,247.04	29
Government	1	1,250.47	0	0.00	0	0.00	0	0.00	1,250.47	0
Residential	579	291,743.38	288	180,888.32	217	72,581.55	92	102,634.00	647,847.25	289
194B	69	854,772.65	58	416,360.52	44	233,601.50	27	1,101,423.61	2,606,158.28	57
Commercial	1	3,293.80	1	3,293.80	1	1,655.98	0	0.00	8,243.58	1
Government	67	851,261.10	57	413,066.72	43	231,945.53	27	1,101,423.61	2,597,696.96	56
Residential	1	217.75	0	0.00	0	0.00	0	0.00	217.75	0
20	11,456	8,623,392.69	5,840	3,459,892.10	4,507	2,025,567.04	2,341	4,719,615.38	18,828,467.21	5,590
201A	520	396,332.46	217	100,718.99	149	59,443.29	76	170,402.93	726,897.68	198
Commercial	29	80,376.27	9	6,033.20	4	4,678.09	3	22,063.19	113,150.75	5
Residential	491	315,956.20	208	94,685.79	145	54,765.20	73	148,339.75	613,746.93	193
201B	1,057	767,147.84	458	278,902.11	332	169,195.36	179	423,735.60	1,638,980.91	431
Commercial	31	48,584.54	13	8,632.61	6	5,651.36	5	28,234.15	91,102.66	10
Government	6	43,149.25	6	38,278.85	5	23,386.17	2	47,500.50	152,314.78	5
Residential	1,020	675,414.04	439	231,990.65	321	140,157.83	172	348,000.95	1,395,563.47	416
202A	1,407	1,431,723.61	673	423,884.65	497	247,692.00	271	668,395.02	2,771,695.28	618
Commercial	142	603,158.26	62	89,697.79	31	38,977.30	15	176,317.83	908,151.19	49
Government	1	13,903.70	1	2,378.23	0	0.00	0	0.00	16,281.93	1
Residential	1,264	814,661.64	610	331,808.63	466	208,714.70	256	492,077.19	1,847,262.16	568
202B	1,119	790,637.59	571	349,282.87	443	254,736.45	272	583,252.75	1,977,909.65	540
Commercial	37	70,951.30	16	24,766.85	7	18,063.89	6	36,849.18	150,631.22	10
Government	2	7,522.35	2	6,478.35	2	8,310.20	2	20,678.39	42,989.29	2
Residential	1,080	712,163.94	553	318,037.67	434	228,362.35	264	525,725.18	1,784,289.15	528
203A	5,189	3,969,823.30	2,747	1,671,987.69	2,147	1,005,315.43	1,244	2,495,451.70	9,142,578.11	2,642
Commercial	293	878,465.90	150	228,484.97	73	126,678.61	39	272,561.54	1,506,191.02	126

page 109 of

Status	Active									
Row Labels	00-30 Days: Count	00-30 Days: Sum	31-60 Days: Count	31-60 Days: Sum	61-90 Days: Count	61-90 Days: Sum	Over 90 Days: Count	Over 90 Days: Sum	Sum of Subtotal	Deling. Count
Government	17	110,714.31	10	57,118.82	7	55,849.71	6	66,609.49	290,292.33	10
Residential	4,877	2,979,604.47	2,586	1,386,383.90	2,067	822,787.11	1,199	2,156,280.67	7,345,056.14	2,505
Special Rate - Residenti	2	1,038.62	1	0.00	0	0.00	0	0.00	1,038.63	1
203B	465	265,238.52	261	134,950.09	213	55,587.21	66	73,251.58	529,027.41	262
Commercial	15	31,713.01	9	9,907.94	5	3,560.32	1	24,649.95	69,831.22	9
Residential	450	233,525.52	252	125,042.14	208	52,026.90	65	48,601.63	459,196.19	253
204A	164	97,163.24	78	43,855.92	63	20,127.92	18	14,326.66	175,473.74	76
Commercial	12	9,490.81	4	4,001.92	2	3,039.00	2	642.65	17,174.37	4
Government	1	13,058.90	0	0.00	0	0.00	0	0.00	13,058.90	0
Residential	151	74,613.54	74	39,854.01	61	17,088.92	16	13,684.01	145,240.47	72
204B	1,535	905,326.13	835	456,309.78	663	213,469.39	215	290,799.14	1,865,904.43	823
Commercial	25	74,762.50	14	24,848.71	10	3,822.22	2	21,098.32	124,531.75	12
Government	2	14,070.25	1	4.71	0	0.00	0	0.00	14,074.96	1
Residential	1,508	816,493.38	820	431,456.36	653	209,647.17	213	269,700.81	1,727,297.72	810
21	5,396	3,517,516.34	2,744	1,373,832.88	2,162	667,685.45	806	763,501.94	6,322,536.62	2,681
211A	423	287,663.54	218	126,968.53	186	91,638.32	73	157,142.78	663,413.17	217
Commercial	14	66,599.27	8	19,637.10	5	17,651.49	4	8,164.49	112,052.35	7
Government	1	9,013.90	1	5,737.90	1	9,625.90	1	68,365.60	92,743.30	1
Residential	408	212,050.37	209	101,593.52	180	64,360.93	68	80,612.70	458,617.52	209
212A	460	241,501.23	241	107,612.48	190	54,221.98	68	82,812.01	486,147.70	240
Commercial	16	35,710.00	6	19,850.31	4	9,523.95	1	43,592.94	108,677.20	6
Government	1	13,055.45	0	0.00	0	0.00	0	0.00	13,055.45	0
Residential	443	192,735.78	235	87,762.16	186	44,698.03	67	39,219.07	364,415.05	234
212B	473	224,194.02	240	94,797.75	186	41,104.42	64	43,933.38	404,029.57	238
Commercial	1	436.80	1	0.00	0	0.00	0	0.00	436.80	1
Residential	472	223,757.22	239	94,797.74	186	41,104.42	64	43,933.38	403,592.76	237
213A	326	189,497.68	176	86,946.31	148	50,542.72	56	35,494.89	362,481.60	173
Commercial	7	18,273.94	4	9,611.92	2	9,827.60	2	4,266.65	41,980.11	4
Government	2	6,598.80	2	11.35	0	0.00	0	0.00	6,610.15	2
Residential	317	164,624.94	170	77,323.05	146	40,715.12	54	31,228.24	313,891.35	167
213B	251	131,824.66	156	51,831.84	137	30,559.74	75	86,924.93	301,141.17	154

page 110 of

Status

Active

Row Labels	00-30 Days: Count	00-30 Days: Sum	31-60 Days: Count	31-60 Days: Sum	61-90 Days: Count	61-90 Days: Sum	Over 90 Days: Count	Over 90 Days: Sum	Sum of Subtotal	Delinq. Count
Residential	251	131,824.66	156	51,831.84	137	30,559.74	75	86,924.93	301,141.17	154
214A	2,498	1,876,840.86	1,220	659,121.29	910	287,581.81	322	268,329.32	3,091,873.28	1,173
Commercial	117	551,333.55	55	58,467.69	22	33,262.95	10	21,277.99	664,342.18	38
Government	7	30,865.05	3	13,485.15	3	10,236.01	1	1,158.44	55,744.64	3
Residential	2,374	1,294,642.26	1,162	587,168.45	885	244,082.86	311	245,892.90	2,371,786.46	1,132
214B	965	565,994.36	493	246,554.70	405	112,036.45	148	88,864.62	1,013,450.13	486
Commercial	7	19,361.51	5	7,078.13	3	8,445.04	0	0.00	34,884.68	4
Government	0	0.00	0	0.00	0	0.00	0	0.00	0.00	0
Residential	958	546,632.85	488	239,476.56	402	103,591.41	148	88,864.62	978,565.45	482
22	7,646	3,902,587.76	4,361	1,815,383.64	3,581	1,116,533.72	2,109	4,016,788.38	10,851,293.51	4,191
221A	1,356	1,081,036.38	696	349,970.44	522	213,778.19	320	609,541.02	2,254,326.04	640
Commercial	89	397,966.73	32	72,853.26	18	39,478.18	10	86,553.93	596,852.10	23
Government	10	27,903.08	6	777.41	3	77.73	0	0.00	28,758.23	6
Residential	1,257	655,166.57	658	276,339.77	501	174,222.28	310	522,987.10	1,628,715.71	611
221B	967	280,034.51	722	264,282.78	680	166,778.03	555	1,365,987.87	2,077,083.19	719
Commercial	1	925.60	1	0.01	0	0.00	0	0.00	925.61	1
Residential	966	279,108.91	721	264,282.77	680	166,778.03	555	1,365,987.87	2,076,157.58	718
222A	477	236,019.94	249	101,206.39	204	57,157.54	90	122,734.14	517,118.01	237
Commercial	3	4,183.24	1	1,238.90	1	123.89	0	0.00	5,546.03	1
Residential	474	231,836.70	248	99,967.49	203	57,033.65	90	122,734.14	511,571.98	236
222B	1,494	704,004.04	818	323,748.45	646	166,316.74	282	320,268.35	1,514,337.58	792
Commercial	3	25,609.10	2	1,056.90	2	547.49	1	2,931.69	30,145.18	2
Government	1	218.40	1	977.00	1	97.30	0	0.00	1,292.70	1
Residential	1,490	678,176.54	815	321,714.55	643	165,671.94	281	317,336.66	1,482,899.69	789
223A	824	346,703.89	496	196,936.10	434	138,125.34	246	445,147.69	1,126,913.02	492
Commercial	3	2,693.00	3	1,621.11	0	0.00	1	33,514.37	37,828.48	3
Government	1	683.15	1	683.15	1	715.00	1	140.57	2,221.87	1
Residential	820	343,327.74	492	194,631.84	433	137,410.34	244	411,492.75	1,086,862.67	488
223B	893	428,943.43	489	194,768.07	375	98,877.44	170	227,496.39	950,085.33	467
Commercial	10	24,213.37	5	15,430.20	4	7,368.34	2	14,789.57	61,801.48	5
Residential	883	404,730.06	484	179,337.87	371	91,509.10	168	212,706.81	888,283.85	462

page 111 of

Status

Active

Row Labels	00-30 Days:	00-30 Days:	31-60 Days:	31-60 Days:	61-90 Days:	61-90 Days:	Over 90 Days:	Over 90 Days:	Sum of Subtotal	Delinq. Count
	Count	Sum	Count	Sum	Count	Sum	Count	Sum		
224A	1,156	594,340.02	587	241,778.96	482	177,718.00	297	482,298.77	1,496,135.74	558
Commercial	8	31,040.72	3	3,084.40	3	2,052.89	1	8,353.78	44,531.79	3
Government	1	218.40	1	65.13	0	0.00	0	0.00	283.53	1
Residential	1,147	563,080.90	583	238,629.43	479	175,665.10	296	473,944.99	1,451,320.43	554
224B	479	231,505.56	304	142,692.44	238	97,782.44	149	443,314.16	915,294.61	286
Residential	2	1,120.60	2	522.43	1	401.70	1	348.01	2,392.74	2
Special Rate - Governm	1	238.40	1	238.40	1	270.95	1	1,099.90	1,847.65	1
Special Rate - Residenti	476	230,146.56	301	141,931.61	236	97,109.79	147	441,866.26	911,054.22	283
23	3,206	2,367,757.23	1,706	1,058,424.91	1,335	728,647.47	774	2,157,425.69	6,312,255.31	1,674
231A	257	142,756.87	129	48,097.90	79	22,554.69	40	93,448.18	306,857.63	122
Commercial	4	8,366.98	0	0.00	0	0.00	0	0.00	8,366.98	0
Residential	253	134,389.88	129	48,097.90	79	22,554.69	40	93,448.18	298,490.65	122
231B	351	504,920.37	182	204,938.88	139	137,888.32	89	224,977.45	1,072,725.03	179
Commercial	30	82,499.79	12	48,471.25	7	11,279.30	6	34,289.16	176,539.50	11
Government	4	19,741.21	2	13,285.23	1	19,299.35	1	4,604.69	56,930.49	2
Residential	317	402,679.37	168	143,182.40	131	107,309.68	82	186,083.60	839,255.05	166
232A	886	664,151.58	496	332,328.81	397	248,504.89	223	696,277.82	1,941,263.11	490
Commercial	19	65,633.06	11	33,114.65	8	29,848.85	7	92,116.40	220,712.95	11
Government	1	10.48	0	0.00	0	0.00	0	0.00	10.48	0
Residential	866	598,508.04	485	299,214.16	389	218,656.05	216	604,161.42	1,720,539.67	479
232B	148	238,135.58	78	98,744.01	61	95,059.52	42	180,606.12	612,545.23	75
Commercial	6	81,961.21	3	33,932.60	3	38,549.40	3	6,684.58	161,127.79	3
Government	4	51,988.32	2	18,498.25	2	19,146.25	2	30,128.21	119,761.03	2
Residential	138	104,186.04	73	46,313.16	56	37,363.87	37	143,793.34	331,656.41	70
233A	27	12,300.33	19	8,799.78	15	4,932.90	7	6,181.44	32,214.46	19
Residential	27	12,300.33	19	8,799.78	15	4,932.90	7	6,181.44	32,214.46	19
233B	436	208,248.32	176	59,717.92	135	35,879.79	64	94,763.95	398,609.98	172
Commercial	1	0.00	0	0.00	0	0.00	0	0.00	0.00	0
Residential	435	208,248.32	176	59,717.92	135	35,879.79	64	94,763.95	398,609.98	172
234A	751	458,692.39	434	228,467.73	349	144,192.80	236	668,138.17	1,499,491.09	428
Commercial	3	13,080.20	3	16,957.30	3	2,670.92	2	2,220.87	34,929.29	3

page 112 of

Row Labels	00-30 Days:		31-60 Days:		61-90 Days:		Over 90 Days:		Sum of Subtotal	Delling. Count
	Count	Sum	Count	Sum	Count	Sum	Count	Sum		
Government	1	188.30	0	0.00	0	0.00	0	0.00	188.30	0
Residential	747	445,423.89	431	211,510.43	346	141,521.88	234	665,917.30	1,464,373.50	425
234B	350	138,551.79	192	77,329.88	160	39,634.55	73	193,032.55	448,548.77	189
Residential	350	138,551.79	192	77,329.88	160	39,634.55	73	193,032.55	448,548.77	189
24	2,571	1,362,613.75	1,540	769,729.76	1,338	634,469.50	963	2,627,360.23	5,394,173.24	1,526
241A	189	61,649.61	103	31,876.36	82	24,731.61	54	85,254.42	203,512.01	101
Residential	5	1,244.35	2	559.00	2	650.65	2	1,992.01	4,446.02	2
Special Rate - Residenti:	184	60,405.26	101	31,317.36	80	24,080.96	52	83,262.41	199,065.99	99
241B	409	224,600.93	215	113,249.81	172	95,630.38	112	223,726.29	657,207.42	211
Commercial	0	0.00	0	0.00	0	0.00	0	0.00	0.00	0
Residential	409	224,600.93	215	113,249.81	172	95,630.38	112	223,726.29	657,207.42	211
242A	176	107,495.39	101	46,038.27	76	39,271.47	50	120,543.61	313,348.74	100
Commercial	1	4,232.80	0	0.00	0	0.00	0	0.00	4,232.80	0
Government	1	218.40	1	218.40	1	218.40	1	2,168.00	2,823.20	1
Residential	174	103,044.19	100	45,819.87	75	39,053.07	49	118,375.61	306,292.74	99
242B	251	149,472.73	102	45,744.53	73	27,005.85	41	97,189.85	319,412.96	99
Commercial	0	0.00	0	0.00	0	0.00	0	0.00	0.00	0
Residential	251	149,472.73	102	45,744.53	73	27,005.85	41	97,189.85	319,412.96	99
243A	91	43,756.83	31	7,127.73	21	2,853.59	7	4,240.25	57,978.40	30
Commercial	3	3,586.40	0	0.00	0	0.00	0	0.00	3,586.40	0
Residential	88	40,170.43	31	7,127.73	21	2,853.59	7	4,240.25	54,392.00	30
243B	1,245	652,074.21	856	433,316.18	793	362,822.83	617	1,496,099.92	2,944,313.13	854
Commercial	3	12,431.30	1	620.10	1	925.60	1	154.16	14,131.16	1
Government	1	3,914.90	1	215.09	0	0.00	0	0.00	4,129.99	1
Residential	1,241	635,728.00	854	432,480.99	792	361,897.23	616	1,495,945.76	2,926,051.98	852
244A	11	45,735.30	11	45,403.18	7	45,096.50	7	501,059.52	637,294.50	11
Commercial	11	45,735.30	11	45,403.18	7	45,096.50	7	501,059.52	637,294.50	11
244B	199	77,828.75	121	46,973.68	114	37,057.27	75	99,246.36	261,106.07	120
Residential	199	77,828.75	121	46,973.68	114	37,057.27	75	99,246.36	261,106.07	120
25	1,181	441,439.61	674	273,342.30	542	177,406.44	363	415,418.82	1,307,607.17	657
251A	548	184,933.45	359	126,914.59	301	86,651.93	223	242,605.43	641,105.41	352

page 113 of

Row Labels	00-30 Days:		31-60 Days:		61-90 Days:		Over 90 Days:		Sum of Subtotal	Deling. Count
	Count	Sum	Count	Sum	Count	Sum	Count	Sum		
Residential	548	184,933.45	359	126,914.59	301	86,651.93	223	242,605.43	641,105.41	352
251B	239	96,507.19	133	72,165.40	101	48,015.77	64	100,168.35	316,856.71	132
Commercial	1	7,829.80	1	11,186.90	1	14,354.90	1	2,554.07	35,925.67	1
Residential	238	88,677.39	132	60,978.50	100	33,660.87	63	97,614.28	280,931.04	131
252A	43	24,615.79	21	16,608.01	16	8,802.13	11	15,859.03	65,884.95	20
Residential	43	24,615.79	21	16,608.01	16	8,802.13	11	15,859.03	65,884.95	20
253A	310	118,179.23	144	53,392.10	113	32,145.32	58	53,615.76	257,332.41	136
Residential	310	118,179.23	144	53,392.10	113	32,145.32	58	53,615.76	257,332.41	136
253B	41	17,203.94	17	4,262.20	11	1,791.29	7	3,170.26	26,427.69	17
Residential	41	17,203.94	17	4,262.20	11	1,791.29	7	3,170.26	26,427.69	17
26	54	23,325.89	24	20,446.08	14	5,514.38	10	1,290.76	50,577.10	23
261A	54	23,325.89	24	20,446.08	14	5,514.38	10	1,290.76	50,577.10	23
Residential	54	23,325.89	24	20,446.08	14	5,514.38	10	1,290.76	50,577.10	23
Grand Total	83,902	64,496,185.32	46,080	27,809,622.38	34,271	16,072,323.27	19,593	39,137,617.97	147,515,748.94	44,408

page 14 of

CAGAYAN DE ORO CITY WATER DISTRICT

Table 9
COMPLAINTS SUMMARY REPORT
For the Period from January 1 to December 31, 2018
(frequency & daily turn around time)

MONTH	COMPLAINTS FILED/REPORTED THRU THE CCSD																								LEAKAGES REPAIRED														LEAKAGES NOT REPAIRED										TOTAL COMPLAINTS REPORTED (2018)										
	change of meter/ meter test				dirty water/ flushing / water quality testing				elevation/transfer of meter tapping/ service line				compressor/ no water/ low pressure				reclassification of service connection- Comm'l to Residential				special reading/ high consumption				others				Total Complaints thru CCSD		service conn. leakage	stub-out	cluster area	mainline leakage (with/without comp)	valve & meter area	damaged by road const.	for piping restoration	for reflation	for out	others	Total Leak Repaired (Accomplished)			after the meter	locally not found	no package found	duplicate Job Order	forward to Mabit	Total Not Repaired (Not Acc)	Acc.	Not Acc.	Acc.	Not Acc.						
	freq	days	Acc.	Not Acc.	freq	days	Acc.	Not Acc.	freq	days	Acc.	Not Acc.	freq	days	Acc.	Not Acc.	freq	days	Acc.	Not Acc.	freq	days	Acc.	Not Acc.	freq	days	Acc.	Not Acc.	freq	days											Acc.	Not Acc.	freq											days	Acc.	Not Acc.	freq	days	Acc.
January	347	15	304	43	11	3	10	1	278	4	183	83	315	9	280	35	83	1	47	8	627	2	593	34	800	5	573	27	2,000	229	401	80	14	9	43	0	0	9	1	8	34	678	2	3	20	14	18	4	73	128	2,831	6	2,676	356					
February	248	10	220	20	13	2	13	0	178	3	144	32	290	6	277	13	34	1	29	5	406	2	382	14	666	3	540	25	1616	109	313	77	9	9	44	0	0	11	3	1	40	897	2	3	21	8	11	1	59	100	2,331	3	2,122	209					
March	208	3	198	10	21	2	20	1	218	4	164	52	330	7	306	24	48	1	33	12	387	1	367	20	861	4	525	26	1813	148	416	44	23	9	45	0	0	24	1	0	80	811	3	3	22	15	30	4	83	154	2,823	3	2,224	299					
April	283	2	261	22	6	5	4	1	181	3	135	46	278	5	252	26	31	1	26	3	468	1	443	23	718	6	679	39	1802	160	420	49	39	10	26	0	0	14	0	1	32	891	3	3	19	13	21	4	86	123	2,876	8	2,393	283					
May	201	3	182	19	8	3	7	2	288	4	229	89	362	6	305	57	82	1	40	12	498	1	390	19	668	3	532	28	1886	204	383	83	23	8	32	0	0	22	3	0	36	689	2	3	16	12	18	2	78	123	2,681	3	2,284	387					
June	168	2	143	26	11	5	9	2	131	5	109	22	260	4	228	32	40	2	33	7	521	1	467	54	807	4	455	52	1444	196	306	42	39	10	26	0	0	19	1	1	25	470	2	3	9	8	16	2	63	87	2,198	4	1,914	282					
July	269	3	199	60	28	2	21	5	201	4	172	29	308	4	293	15	61	1	44	7	530	1	467	83	827	4	758	69	1954	248	474	51	21	8	27	0	0	14	0	0	21	617	2	3	16	16	20	0	103	166	2,974	3	2,671	403					
August	239	3	217	22	8	2	7	1	303	5	262	41	244	3	229	15	84	1	42	22	448	1	402	47	724	5	679	45	1838	193	474	68	21	8	46	0	0	20	6	1	27	670	3	3	18	28	18	3	74	143	2,844	4	2,608	336					
September	320	3	272	48	4	4	2	2	196	3	161	35	226	3	213	12	54	2	41	13	489	1	462	27	879	3	555	24	1708	191	446	38	28	8	28	0	0	11	0	2	27	584	2	3	14	14	16	0	67	110	2,661	3	2,290	271					
October	323	4	268	55	14	3	13	1	287	4	197	90	278	3	263	12	71	1	61	10	448	1	423	26	766	3	714	52	1939	246	470	68	44	6	38	0	0	18	3	0	34	688	2	3	18	8	26	3	84	107	2,960	3	2,607	353					
November	386	2	358	28	16	4	16	0	210	3	185	26	281	4	238	13	58	1	50	6	408	1	380	29	880	3	813	47	1841	148	438	39	28	14	24	0	0	16	0	0	37	586	3	3	11	9	11	3	67	91	2,673	3	2,438	237					
December	414	2	369	45	27	5	16	11	128	4	113	15	232	4	186	44	28	2	17	11	318	1	282	36	627	6	473	54	1468	216	471	51	24	9	48	0	0	16	0	1	37	687	3	4	8	19	9	1	48	86	2,416	6	2,116	301					
total	3,388		2,992	396	166		138	27	2,603		2,064	838	3,370		3,072	298	579		488	114	5,460		5,088	382	7,582		7,086	486	20,895	2,262	5,010	640	311	108	426	0	0	193	18	12	399	7,116			191	163	210	27	813	1,404	31,686		28,010	3,656					
mo. ave.	282	4	249	33	14	3	12	2	217	4	172	48	281	5	256	26	48	1	38	10	456	1	422	33	632	4	591	41	1,741	188	418	53	26	9	36	0	0	16	2	1	33	693	2	3	18	14	16	2	68	117	2,699	4	2,334	306					
																																																100%				86%				12%			

Remarks:

- 1.) Data source for: *Dirty Water* (fr. Prodn. Dept.) and *Mainline Leakage* (fr. Maint. Dept.) -
- 2.) Freq (frequency) is the total number of complaints reported in a month and Days is the average period complaints are attended.
- 3.) Complaints are attended at an average of 4 calendar days as of December 31 of 2018, however, complaints on leakages were attended in 2 days only
- 4.) Out of total number of complaints reported 86% were accomplished.

Prepared by:

Annalyn F. Macalolot
ANNALYN F. MACALOLOT
Senior Research Analyst A

Checked by:

Jose Jisela A. Abragan
JOSE JISELA A. ABRAGAN
OIC, Corporate Planning Div.

Noted by:

Sulre B. Daranio
SULRE B. DARANIO
Manager, Maint Services Dept.

Recommending approval:

Omeifa C. Recto
OMEIFA C. RECTO
OIC, AGM - AFC Services

Approved:

Bienvenido V. Batar, Jr.
BIENVENIDO V. BATAR, JR.
General Manager

ANNEX R

Page 116 of 116